

# General Revision

How much are these?

كم ثمن هذا ؟

→ They're one pound each.

بجنيه لكل واحدة .

Wow! That's cheap. I'll take three.

هذا رخيص . سوف أخذ ثلاثة .

→ Okay. That's three pounds.

الحساب ثلاثة جنيهات .

Hey! Don't forget your change!

لا تنسى الباقي .

→ Oops! Thanks a lot!

شكرا كثيرا .

Excuse me. Can you help me?

معذرة ( من فضلك ) هل تستطيع أن تساعدني ؟

→ Sure.

بالتأكيد .

Where's the candy?

أين الحلوى ؟

Guard : Hey! Don't do that.

لا تفعل هذا .

Ahmed : What?

ماذا ؟

Guard : Don't drop litter! Use the bin.

لا تلقى القمامة . استعمل السلة

Ahmed : I'm sorry. Where is it?

أنا آسف . أين هي ؟

Guard : It's over there. It's under the tree.

أنها هناك . تحت الشجرة

Ahmed : Oh! I see it. Thanks.

أنا أراها . شكرا .

Sokkar : Whose wallet is this?

لمن هذه المحفظة ؟

Sokkara: What colour is it?

ما لونها ؟

Sokkar : It is green and yellow.

□ أنه أخضر و أصفر .

Sokkara: Oh! It's mine. \_

إنها ملكي

Kareem: I'm hungry.

أنا جائع .

Mona : Me, too. Let's have a snack.

و أنا أيضا . هيا نتناول وجبة خفيفة .

Kareem: Do you want a chocolate chip cookie?

هل تريد رقائق بالشيكولاتة

Mona : No, thanks. I don't like cookies.

لا شكرا . إنا لا أحب الرقائق .

Kareem: What about some strawberry ice cream?

ماذا عن ايس كريم بالفراولة

Mona : Mm! That sounds good.

يبدو جيدا .

Sokkara : Hey! Don't do that!

لا تفعل هذا ؟

Sokkar : What?

ماذا ؟

Sokkara: Don't drop litter. Use the bin.

لا تُلقي القمامة . استعمل السلة .

Sokkar : Okay. Sorry.

حسنا . آسف .

Leila : Look! Whose purse is this? ( محفظة سيدات ) ؟ أنظر . ملك من يكون هذا البك

Ahmed: Maybe it's hers. Let's ask. ربما يكون لهذه السيدة . هيا نسألها .

Leila : Excuse me.

معذرة ( بعد إذنك ) .

Woman: Yes?

نعم ؟

Leila : Is this your purse?

هل هذه محفظتك ؟

Woman : Yes, it is! Thank you so much.

نعم . شكرا لكم كثيرا جدا .

Ahmed: You're welcome.

على الرحب ( أى خدمة يا حاجة )

Boy : I want ice cream.

أنا أريد ايس كريم .

Mother : Okay. How much is that?

حسنا . كم ثمن هذا ؟

Salesman : It's two pounds.

أنه بجنيهان .

Mother : Great! We'll take two.

عظيم ! سوف نأخذ اثنين .

**some & any**

تأتى some فى الجمل المثبتة قبل الجمع و الأسماء التى تُعد أو لا تُعد

تأتى any فى السؤال و الجمل المنفية

1 – There is some.....

تأتى قبل اسم غير معدود

( water – oil – sugar – salt – etc .... )

2 – There isn't any ....

تأتى قبل اسم غير معدود

( water – oil – sugar – salt – etc .... )

3 – There are some.....

تأتى قبل اسم معدود جمع.

( books – boys – bags - etc .... )

4 – There aren't any.....

تأتى قبل اسم معدود جمع

( books – boys – bags - etc .... )

5 – Is there any..... ?

تأتى قبل اسم غير معدود

( water – oil – sugar – salt – etc .... )

6 – Are there any..... ?

تأتى قبل اسم معدود جمع

( books – boys – bags - etc .... )

## كيف نجواب على سؤال الصور

١ - إذا بدأت الصورة بفعل مساعد مثل:-

Is - Are - Was - Were - Do - Does - Did - Can - Have - Has

١ - نبدأ الإجابة بـ Yes , أو No ,

٢ - نضع اسم الفاعل لضميره a

( مفرد مذكر He - مؤنث She غير الإنسان It - جمع You - They إلى I )

## أمثلة محلولة

### 1 - Look and answer the questions :-



1. Has she got any soap?

è Yes , she has .



2 . Have they got any make-up?

è Yes, they have .



3. Do you like cheese?

è Yes, I do .



4 . Does she like salt?

è No, she doesn't .

### 1 - Look and answer the questions :-



1. Has he got any carrots?

è .....



2 . Has she got any peppers?

è .....



3. Do you like grapes?

è .....



4 . Is he a doctor ?

è .....

## السؤال عن الثمن نستخدم

{ How much is + اسم الشيء .....? }

أولا للمفرد :-

{ It is + ثمن الشيء ..... }

و تبدأ الإجابة بـ

1 - How much is the dress ? @ **It is** 100 pounds .

{ How much are + اسم الشيء .....? }

ثانيا للجمع :-

{ They are + ثمن الشيء ..... }

و تبدأ الإجابة بـ

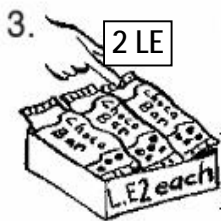
1 - How much are the shoes ? @ **They are** 90 pounds .

How much is this?


It's three pounds.



How much is that?



How much are these?



How much are those?

1 - Choose the correct answer from a , b or c :

1 - I have ..... shampoo.

a ) some

b ) any

c ) two

2 - It's over there. It's .....the tree.

a ) one

b ) under

c ) next

3 -Whose wallet ..... this?

a ) am

b ) are

c ) is

4 - Don't drop litter! Use the .....

a ) bin

b ) pen

c ) pencil

4 - Look and write three sentences :

.....

.....

.....



1 - Listen and circle the word with the short vowel :-

tree	dog	moon	bag
dress	shampoo	money	peas

2 - Read and write ( True ) T or ( False ) F :-



- 1 - They are at home .
- 2 - There are two cats under the table .
- 3 - There is a fan .
- 4 - She is drinking tea .


3 - Circle the odd one out :-

1.	oranges	nurses	keys	grass
2.	Whose	What	Do	Where
3.	pound	in	under	on
4.	medicine	ducks	perfume	toothpaste

4 - Punctuate the following sentences :-

1. i am sorry where is it

.....

2. oops thanks a lot

.....

5- Listen and complete :-

- 1 - Look! Whose purse ..... this?
- 2 - What about ..... strawberry ice cream?
- 3 - Mm! That sounds .....
- 4 - Don't drop litter! Use the .....

## There is - There are

- في الإثبات نقول :-

1 - There is some + ..... اسم مفرد لا يُعد  
 è There is some water .

2 - There are some + ..... اسم جمع يُعد  
 è There are some birds in the sky .

- في النفي نقول :-

1 - There isn't any + ..... اسم مفرد لا يُعد  
 è There isn't any water .

2 - There aren't any + ..... اسم جمع يُعد  
 è There aren't any birds in the sky .

1- Listen and complete :-

- |     |                          |
|-----|--------------------------|
| 1 - | Whose wallet ..... this? |
| 2 - | What ..... is it?        |
| 3 - | It's green and yellow .  |
| 4 - | Oh! It's ..... .         |

2 - Choose the correct answer from a , b or c :

1 - Don't do that , use the .....

- |     |     |     |     |     |      |
|-----|-----|-----|-----|-----|------|
| a ) | pen | b ) | bin | c ) | ball |
|-----|-----|-----|-----|-----|------|

2 - .....forget your change!

- |     |       |     |         |     |       |
|-----|-------|-----|---------|-----|-------|
| a ) | Don't | b ) | Doesn't | c ) | Isn't |
|-----|-------|-----|---------|-----|-------|

3 - Excuse me. Can you ..... me?

- |     |         |     |       |     |      |
|-----|---------|-----|-------|-----|------|
| a ) | helping | b ) | helps | c ) | help |
|-----|---------|-----|-------|-----|------|

4 - What ..... you looking for?


- |     |    |     |     |     |     |
|-----|----|-----|-----|-----|-----|
| a ) | is | b ) | was | c ) | are |
|-----|----|-----|-----|-----|-----|

3 - Circle the odd one out :-

- |    |          |             |         |           |
|----|----------|-------------|---------|-----------|
| 1. | bathroom | dining room | bedroom | sunscreen |
| 2. | wash     | clean       | happy   | bake      |
| 3. | hand     | moon        | head    | teeth     |
| 4. | plant    | pepper      | pickel  | salt      |



## 1 - Look and answer the questions :-



1. How much is the ball ?

è .....

2. Do you like sandwiches ?

è .....



3. Where are they ?

è .....

4. Is he a baker ?

è .....

## 2 - Choose the correct answer from a , b or c :

1 - He doesn't have.....candies

a ) some

b ) any

c ) two

2 - .....has some perfume .

a ) I

b ) He

c ) We

3 - Excuse me. .... you help me?

a ) Are

b ) Is

c ) Can

4 - What ..... some strawberry ice cream?

a ) about

b ) is

c ) do

## 3 - Look and write three sentences :

.....  
.....  
.....



## 4 - Circle the odd one out :-

1.	How	Where	is	What
2.	chemist's	restaurant	bakery	crab
3.	carrot	truck	bus	car
4.	football	homework.	volleyball	basketball

# Grammar

## لمن - ملك من Whose

للسؤال عن صاحب الشيء Whose نستخدم ؟

عند السؤال عن صاحب شيء مفرد :-

نستخدم is بعد أسم الشيء الذي نسأل عنه و نبدأ الإجابة بـ It is

1 - Whose book is it ? لمن هذا الكتاب ؟

@ It is Ali's book . إنه ملك علي - إنه كتاب علي .

١ - لاحظ أن أسم الشيء الذي نسأل عنه يأتي بعد Whose مباشرة

٢ - يتم إضافة { 's } بعد اسم صاحب الشيء إذا تم ذكر أسمه

عند السؤال عن صاحب شيء جمع :-

نستخدم are بعد أسم الشيء الذي نسأل عنه و نبدأ الإجابة بـ They are

Whose shoes are these ? @ They are Heba's shoes .

Read the following :-

1- Whose bag is it ?



@It is Nada's bag .

2 - Whose bags are these?



@They are Ahmed's bags .

Hamed



Whose car is it?

It is Hamed's car.

Amira



Whose sandwiches are these?

They are Amira's sandwiches.

Ahmed



Whose bike is it?

è .....

Sally




Whose sandwiches are these?

è .....



## 1 - Read and write ( True ) T or ( False ) F :-



- 1 - They are two boys .  
 2 - They are at home .  
 3 - There is a tree .  
 4 - They are eating ice cream .


## 2 - Punctuate the following sentences :-

1. sorry, sokkara I didn t clean up

.....

2. no it isn t

.....

## 3 - Listen and complete :-

1 - Hello? Is Kareem there, .....?

2 - I'm sorry. You have the ..... number.

3 - Don't worry. I'll help you ..... for it.

4 - Dad! We're going .....

## 4 - Choose the correct answer from a , b or c :

1 - Let's ..... football.

a ) play                      b ) read                      c ) playing

2 - I ..... at the bookshop yesterday.

a ) is                      b ) am                      c ) was

3 - Thank you ..... much.

a ) to                      b ) to                      c ) so

4 - ..... purse is this?

a ) Whose                      b ) What                      c ) How

## 5 - Circle the odd one out :-

1.	caps	bags	buses	dress
2.	nurse	bread	doctor	baker
3.	wildlife	bananas	cherry	grapes
4.	cat	dog	girls	lion

## Is there...? - Are there...?

نستخدم { Is there any....? } في حالة المفرد و الأسماء التي لا تُعد

Is there any salad ? @ Yes, there is @ No, there isn't .

نستخدم { Are there any...? } في حالة الجمع و الأسماء التي تُعد

Are there any pickles ? @ Yes, there are @ No, there aren't .



Is there any hot sauce?

No, there isn't .



Are there any pickles ?

Yes, there are .



Is there any spaghetti?

è .....



Are there any carrots ?

è .....

2 - Listen and circle the word with the short vowel :-

cheese

pond

tree

cap

pepper

ball

bike

peas

3 - Punctuate the following sentences :-

1. okay. that s three pounds

2. hey! don t forget your change

فعل يكون فى المضارع و الماضى Verb to be in the present and past

## فعل يكون " to be " Verb

Subject Pronouns		past Simple الماضى البسيط	
I	am	أنا	was ( wasn't )
You		أنت / أنتم	
We	are	نحن	were ( weren't )
They		هم ( للعاقل وغير العاقل )	
He		هو	
She	is	هي	was ( wasn't )
It		هو - هي ( لغير العاقل )	

نستخدم was - were فى الماضى بمعنى كان اذا كان فى الجملة كلمات مثل

الأمس yesterday - السابق last - منذ ago

1 - Choose the correct answer from a , b or c :

1 - Yesterday I ..... at the zoo .

a ) am                      b ) was                      c ) were

2 - Now she .....at home .

a ) was                      b ) are                      c ) is

3 -Last year I .....in class three .

a ) am                      b ) were                      c ) was

4 - They .....at school last Monday .

a ) was                      b ) were                      c ) are

2 - Look and write three sentences :

.....  
.....  
.....



3 - Circle the odd one out :-

1.	is	are	was	am
2.	shampoo	perfume	toothpaste	pencil
3.	ponds	book	rivers	mountains
4.	Bookshop	dress	skirt	shoes

1 - Listen and circle the word with the short vowel :-

cherry

bags

soap

bee

cereal

peas

sock

green

2 - Read and write ( True ) T or ( False ) F :-



1 - They are at school .

2 - There is a girl .

3 - There is a bin under the tree .

4 - They are at the park .


3 - Look and answer the questions :-



1. Is he reading?

è .....



2 . Is there any grass?

è .....



3. Do you like eggs ?

è .....



4 . Are there any mushrooms ?

è .....

4- Listen and complete :-

1 - Are there ..... pickles?

2 - Mm. That sounds .....!

3 - Is ..... any hot sauce?

4 - I was at the bookshop. I .....n't at the hospital.

## أدرس ما يلي Study the following

إذا بدأ السؤال بـ **Was he/ she ....?** تكون الإجابة بـ

إثبات / **Yes , he / she was** نفى **No , he/she was n't .**

إذا بدأ السؤال بـ **Were they ....?** تكون الإجابة بـ

إثبات / **Yes , they were** نفى **No , they were n't .**

لا تنسى

نستخدم **was** مع { اسم مفرد + I - He - she - it }

نستخدم **were** مع { اسم جمع + You - we - they }

يمكن أن نستخدم في حالة النفي جملة كاملة

**Was she at school ? - No. she wasn't . she was at home**

## لا تنسى Don't Forget

إذا بدأ السؤال بـ **Is there ....?** تكون الإجابة بـ

إثبات / **Yes , there is** نفى **No , there is n't .**

إذا بدأ السؤال بـ **Are there ....?** تكون الإجابة بـ

إثبات **Yes , there are** / نفى **No , there are n't .**

## Do You Remember

1 - May I help you ؟ هل يمكن أن أساعدك ؟

عرض المساعدة

2 - Can I help you ؟ هل أستطيع أن أساعدك ؟

è Yes , please . نعم من فضلك

الرد

è No , thank you . لا شكرا

لأخذ الأتي

Let's + المصدر

è Let's play football .

How about + V. + ing

è How about eating pizza ?

What about + V. + ing

è What about reading a story ?

Why don't { we - you - they } + المصدر è Why don't we do homework?