

بِسْمِ اللَّهِ الرَّحْمَنِ الرَّحِيمِ



زملاءنا الأساتذة... أعزاءنا الطلاب:

انطلاقاً من إيماننا بأهمية حدوث طفرة في مجال تعليم اللغة الإنجليزية ، نشأت فكرة هذا العمل المتواضع والذي بذلت فيه جهدي ليصل إلي هذا المستوي ولولا ضيق الوقت لأضفت المزيد والمزيد ، وتم تقسيم الوحدات إلي 4 أقسام كما بالكتاب المدرسي:

❑ Conversation Time	① وقت المحادثة
📖 Word Time	② وقت الكلمات
📁 Practice Time	③ وقت التدريب
🗣️ Phonics Time	④ وقت الصوتيات



Edited by:

Mr Ragab Ahmed



رَجَبُ أَحْمَدَ



Table of Contents

Syllabus		Page
Unit 7 :	In The Department Store	3
Unit 8 :	In a Messy Classroom	22
Unit 9 :	In The Shop	40
Unit 10 :	At The Clinic	59
Unit 11 :	At Home With Kareem	78
Unit 12 :	On A Picnic	97



Unit


7

In the Department Store

فى متجر متعدد الأقسام - فى محل متعدد الأقسام - فى محل شامل

Conversation Time

A - Listen and repeat:



1 - What colour is it?

ما لونه ؟ ، ما لونها ؟

2 - It's black.

لونه/ لونها أسود.

3 - Black is my favourite colour.

الأسود لوني المفضل.

4 - Black is nice, but I like blue.

الأسود لطيف ، ولكنني أحب الأزرق.

D - Review. Listen and repeat.



1 - Where are you from?


من أين أنت ؟

2 - I'm from France.

أنا من فرنسا.

3 - I'm from Egypt.

أنا من مصر.



C - Talk About the Picture

Page

1

This is a clothing store. There are many different colours of clothes here. These are blue, and these are green. This is yellow, and that is red. Ramy is showing Samir what he bought. It's red. Samir bought something blue. Blue is his favorite colour. Uh oh! This little boy and girl are riding a tricycle in the store.



D - Ramy and Samir are at a clothing store.

Ramy :



What colour is it?

ما لونه ؟

Samir :



It's blue. Blue is my favourite colour !

لونه أزرق. الأزرق لوني المفضل.

Ramy :



Blue is nice, but I like red.

اللون الأزرق لطيف ، ولكنني أحب اللون الأحمر.

E - Unscramble and write.

1 } is - your - name - What?



.....

2 } colour - What - it - is?



.....

3 } is - Red - favourite - my - colour.



.....

4 } like - I - blue - orange - and.



.....



Unit

7

In the Department Store

Word Time

A- Listen and repeat:



shoes

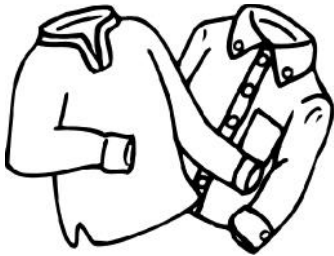
حذاء، نعل، خُفّ



socks

جَوْرَب ، شراب

They're
..... أنه، أنها



shirts

قمصان



skirts

جيبات ، جونلات



jeans

بنطلون جينز



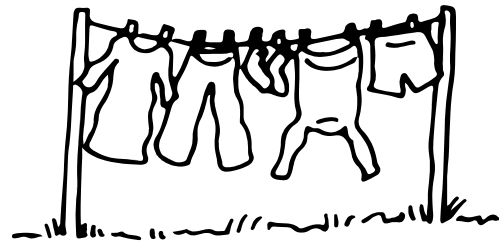
shorts

شورت




hats

قبعات



clothes

ملابس



C - Talk About the Picture

Page

2

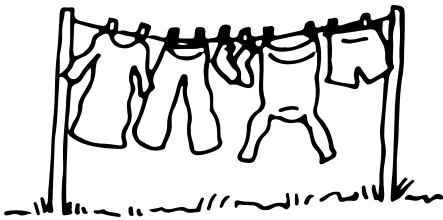
Look at all the clothes! Here are red **shirts**. Over here are some **blue jeans**, and over there are some **green shirts**. These are **shoes**, and these are **socks**. Those are shorts. Mona is **shopping** with her mother and her brother. Kareem and his father are at the store, too. They're looking at **shirts**.



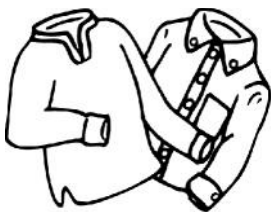
D - Look and write:



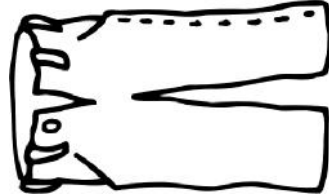
1 }



3 }



5 }



2 }



4 }



6 }

E - Write in capital letters :

1 } clothes	6 } father
2 } shorts	7 } mother
3 } jackets	8 } green
4 } jeans	9 } blue
5 } skirts	10 } black

Practice Time

What are **these?**
those?

They're

shoes.



They're = They are




These


ضمير إشارة بمعنى
(هؤلاء) للإشارة إلي جمع
قريب.

Those

ضمير إشارة بمعنى
(أولئك) للإشارة إلي جمع
بعيد.



What are these?



They're socks.

What are those?



They're jeans.



They're socks.

1 - What are **these?**

ما هؤلاء؟



They're skirts.

2 - What are **those?**

ما أولئك؟



They're shorts.

3 - What are **those**?

ما أولئك ؟



They're shoes.

4 - What are **these**?

ما هؤلاء ؟



They're jeans.

5 - What are **those**?

ما أولئك ؟



They're shirts.

6 - What are **these**?

ما هؤلاء ؟



They're skirts.

7 - What are **those**?



ما أولئك ؟



What are
these?

What are
those?





D - Listen and sing along.

We Have Candy.

We have **candy** .

We have candy.

We have **water** .مياه

We have water.

We don't have **ice cream** .ليس لدينا

We don't have ice cream.

We don't have ice cream.

We have water .لدينا مياه



They have **juice** .يهم عصير

They have juice.

They have **chips** .رقاقات بطاطس مقلية

They have chips.

They don't have **popcorn** .ليس لديهم فيشار

They don't have popcorn.

They don't have popcorn.

They have **juice** .عصير



Unit

7

In the Department Store

Phonics Time

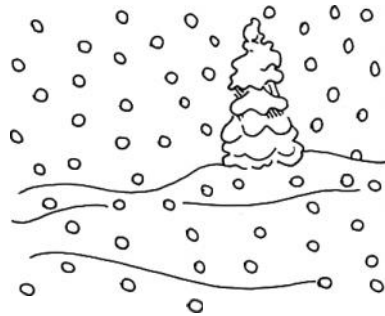
long o

oa, ow, and o_e



boat

قارب ، مركب



snow

جليد



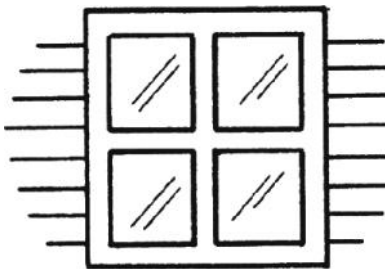
home

مَسْكَن ، بَيْت



coat

مِعْطَف





window

شُبَّاك ، نَافِذَة



note

مُلاحَظَة ، مُذَكَّرَة



phone

تَلِيفُون، هَاتِف



soap

صابون




rope

حَبْل




bone

عَظْم، عَظْمَة



goat

عَنَزَة




toast

حَمَّص، خُبْز مَحْمَّص



yellow

أَصْفَر



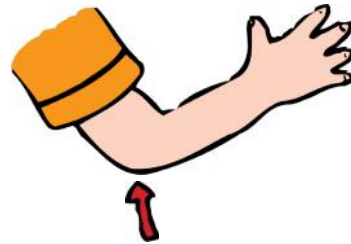
rainbow

قَوْس قَزَح



road

طَرِيق، سِجَّة



elbow

مِرْفَق، كُوع

Some words have long vowels : pain, goat, kite, seat, take, light, time, hope, fine, wane, door

Phonics Vocabulary

key



مِفْتَاح

ride



يَرْكَب

rain



تَمَطَّر


kite



طَائِرَةٌ وَرَقِيَّةٌ

A. Match and write.

1.




b _ _ _ t

2.



h _ m _

3.



c _ _ t

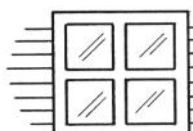
4.



wind _ _

B. Circle and write.

1.



o_e
ow
oa

2.



o_e
ow
oa

3.



o_e
ow
oa

4.



o_e
ow
oa

5.



o_e
ow
oa

6.



o_e
ow
oa

C. Circle and count the long o words.

boat note slow green name
window home kite coat
goat snow yellow nine


How many long o words?

A) Does it have long o? Listen and write ✓ or ✗.


☐

☐

☐

☐

☐

B) Read the words .

1.

road
toad

2.

low
row

3.

hole
role

4.

bone
tone

C) Listen and point.

Students listen and point to the words they hear.

role, /r/-/əʊ/-/l/, role

bone, /b/-/əʊ/-/n/, bone

low, /l/-/əʊ/, low

hole, /h/-/əʊ/-/l/, hole

road, /r/-/əʊ/-/d/, road

row, /r/-/əʊ/, row

tone, /t/-/əʊ/-/n/, tone

toad, /t/-/əʊ/-/d/, toad

E- Listen and circle.

1.rope

2.like

3.need

4.name

1. ripe rope

2.lake like

3.need night

4.name nine




Unit 7 Test

A. Listen and write.


1. What _____ is it? 2. It's _____.
3. Blue is my _____ color. 4. Blue is _____, _____ I like red.

B. Which one has long o? Listen and circle.

1. boat - 2.coat - 3.door -
4.snow -5. note - 6.home



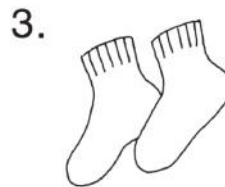
C. Look and write.



__ e __ n __



s __ i __



__ c __ s



__ h __

D. Look and write.



What are these?



What are those?




What are these?



✂ Test on the Unit 7

A) Listening (10 Marks)

[1] Listen and number the pictures: (6M)



[2] Listen and fill in the gaps: (4M)

A : What is it?

B : It is blue. Blue is my favourite colour!

A : Blue is nice, but I like

B) Reading (10 Marks)

[3] Read and match A with B: (6M)

{ A }	{ B }
1] My favourite colour •	• They are shirts.
2] What colour is the sun? •	• ice cream.
3] I have an •	• I like blue.
4] What is your name? •	• is black.
5] What are these? •	• It is yellow.
6] Green is nice, but •	• My name is Ragab.
	• I like red and green.

[4] Look and circle the correct number: (4M)

15 fifteen	20 twenty	30 thirty	40 forty
sixteen	ten	thirteen	fourteen
seventeen		thirty	four

C) Writing (10 Marks)

[5] Write in capital letters: (2M)

favourite

colours

[6] Look and write: (4M)




{ 1 } What are these?

.....
.....




{ 2 } What are those?

.....
.....



{ 3 } What is this?

.....
.....



{ 4 } Is it a kite?

.....
.....

[7] Look and write: (4M)



.....
.....



.....
.....

Review on Unit 7

Colours		twenty	
red		thirty	
green		forty	
blue		fifty	
black		sixty	
brown		seventy	
yellow		eighty	
orange		ninety	
Clothes		hundred	
shoes		Long " o " (oo -oa - ow - o_e)	
socks		door	
shirts		boat	
skirts	جيبات / جيب	snow	
jeans	بنطلون جينز	home	بيت
shorts		coat	
hats		window	
Numbers		note	
ten		phone	تليفون



Nouns	Verbs
colours	ينظر إلي look at
clothes	يتسوق مع shop with
tricycle دراجة ثلاثية	يشير إلي point to
store	يركب ride a bike
boy	يوجد () There is
mother	يوجد () There are
brother	يبين ، يظهر show
father	يشترى buy

Read and Learn

1] What colour is it?	ما لونه؟، ما لونها؟
2] It is black, green. red , blue,	لونه / لونها أسود ، أخضر ، أحمر ، أزرق
3] Blue is nice.	الأزرق لطيف، أنيق، حسن.
4] My favourite colour is black , red,	لوني المفضل هو اللون الأسود ، الأحمر
5] I like red, green, blue,	أحب اللون الأحمر ، الأخضر ، الأزرق
6] What are these/ those?	ما هؤلاء / ما أولئك؟
7] What is your favourite colour?	ما لونك المفضل؟
8] Where are you from?	من أين أنت؟
9] I'm from France / Egypt.	أنا من فرنسا / مصر.

Phonics Vocabulary

Read the words.

road

طريق

toad

عُلْجُوم، ضفدع الطين

low

مُنْخَفِض، دُون، تَحْتَانِيّ، خَفِيز

row

hole

role

bone

tone

ripe

rope

lake

بَحِيرَة

like

كَمَا

need

يَحْتَاج

night

لَيْلَة، سَهْرَة، لَيْل


name

، سُمْعَة، صِيْت، نَعْت

nine

coat

boat



Word Time

shoes

socks

shirts

skirts

jeans

shorts



shoes

socks

shirts

skirts

jeans

shorts

Conversation Time

A - Listen and repeat:

Oh, no! What a mess!



Yeah, you're right.

Oh, no! What a mess! Let's clean up.



Okay. Let's get the broom.

1 - Oh, no! **What a mess!**

ياه ! يا لها من فوضى (أشياء غير مرتبة)!

2 - Yeah, you are right.

3 - **Let's** clean up.

هيا بنا ننظف () .

4 - Okay. **Let's** get the broom.

هيا .

D - Review. Listen and repeat.

What time is it?



It's two o'clock.



1 - What time is it?

2 - **It's two o'clock.**

الساعة الثانية بالضبط.

3-**It's two thirty.**


الساعة الثانية ونصف.

C - Talk About the Picture

Page

9

This girl is **sleeping**. Her **book** and **papers** are falling onto the floor. This girl and boy are **running**. This is blue **paint** and this is **red paint**. Ali is trying to draw **a picture**. There's **lots of paper** around his desk. Uh-oh! There's the teacher, Miss Nadia. Oh no! **What a mess!** Samir and Soha **will get the broom and clean up**.



D - Soha and Ali are at a classroom.

Soha



Oh, no! What a mess!

ياه! يا لها من فوضى!

Ali



Yeah, you're right.

Soha



Let's clean up.

هيا بنا ننظف ().

Ali



Okay. Let's get the broom.

هيا بنا نحضر المكنسة.

E - Unscramble and write.

1 } time - What - is - it?



.....

2 } two - It - is - o'clock.



.....

3 } up - Let's - clean.



.....

4 } get - Let's - broom - the.



.....

غير في فصل غير مرتب

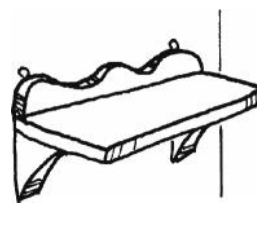
Word Time

A- Listen and repeat:




computer

كمبيوتر

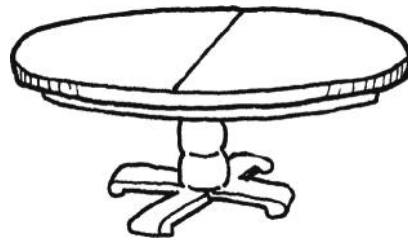


shelf

This is a
هذا ، هذه




cupboard




table

منضدة ، تربيضة



desk



chair



broom

This is a
هذا ، هذه




classroom

C - Talk About the Picture


Page

10


This is the children's classroom. This is a **shelf**, these are **desks**, and that's a **cupboard**. Kareem and Ahmed are standing near the **table**. They have a **guitar**. This girl is doing a handstand علي يديها. Her pencils, ruler, and **pencil sharpener** are on the floor. Sarah is dancing on her **chair**.



D - Look and write:




1 }



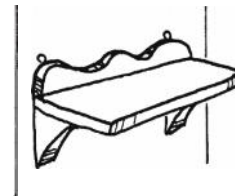
3 }



5 }



2 }



4 }



6 }

E - Write in capital letters :

1 } classroom	6 } desk
2 } shelf	7 } pencil
3 } computer	8 } cupboard
4 } door	9 } teacher
5 } window	10 } table

Practice Time

Where's the book?
Where are the books?

It's
They're

in
on
under
next to

the cupboard.

Where's = Where is

It's = It is

They're = They are



Where is / are the ...?

أين الـ

((للسؤال عن مكان الأشياء.))

It's in

It's on

It's under


It's next to

أنه / أنها في

أنه / أنها على

أنه / أنها تحت

أنه / أنها




Where's the computer?



It's on the desk.

Where are the books?



They're under the table.



It's on the table.

1 - Where's the guitar?

أين الجيتار؟



They're under the chair.

2 - Where are the bananas?

أين الموز؟



They're under the shelf.

3 - Where are the books?

أين الكتب؟



It's next to the desk.

4 - Where's the basketball?

أين كرة السلة؟



It's in the cupboard.

5 - Where's the kite?

أين الطائرة الورقية؟



They're on the computer.

6 - Where are the birds?

أين الطيور؟



It's next to the box.

7 - Where's the ball?

أين الكرة؟



Where is the book?

It is on the table.



D - Listen and sing along.

Where's the Pen?

Where's the pen?

It's on the book.

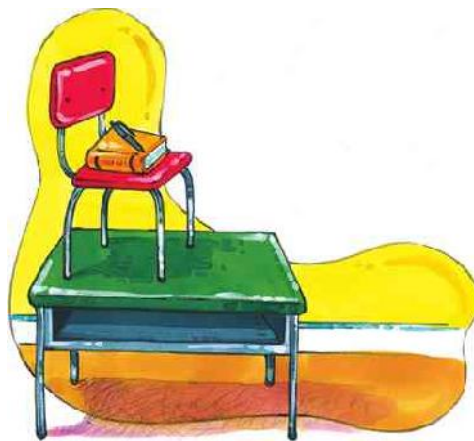
Where's the book?

It's on the chair.

Where's the chair?

It's on the desk.

Oh, no! What a mess!



Where's the desk?

It's under the chair.

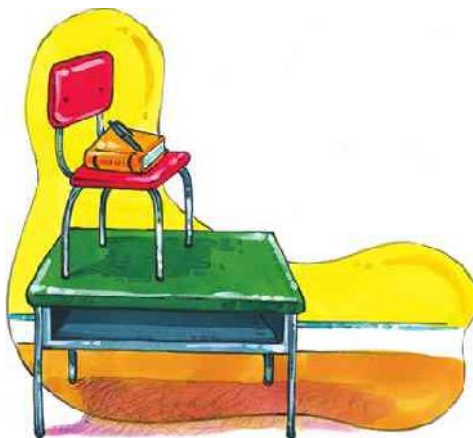
Where's the chair?

It's under the book.

Where's the book?

It's under the pen.

Oh, no! What a mess!



Where are the socks?

They're in the shoes.

Where are the shoes?

They're in the shorts.

Where are the shorts?

They're in the box.

Oh, no! What a mess



Unit

8

In a messy Classroom

Phonics Time

long u

ue and u_e



blue



glue




true

صحيح

flute




موسيقية



June

(شهر) يونيو

tube



هـ

Phonics Vocabulary



run

يجري

cup



sun

leg



A. Match and write.

1.



2.



3.



4.



1.

bl _ _

2.

fl _ t _

3.

tr _ _

4.


J _ n _

B. Does it have long u ? Write ✓ or X .


1.



2.



3.



4.



C. Read and match.

1.

sleep

2.

coat

3.

cake

4.

glue

5.

bike

long a

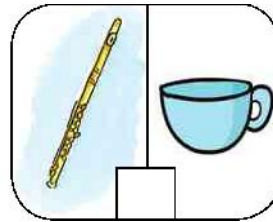
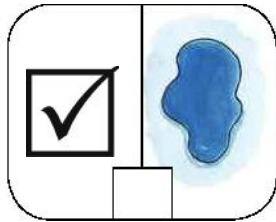
long e

long i

long o

long u

A) Does it have long u? Listen and write ✓ or ✗.



B) Read the words .

1.

clue
true

2.

blue
glue

3.

dune
tune

4.

cute
lute

C) Listen and point.

Students listen and point to the words they hear.

lute, /l/-/u:/-/t/, Lute
cute, /k/-/j /-/u:/-/ t /, cute
clue, / k/-/l/-/u:/, clue
dune, /d/- /j/ -/u:/-/n/, dune

glue, /g/-/ l /-/u:/, glue
tune, /t/- /j/ -/ u /-/n/, tune
blue, / b/-/l/-/u:/, blue

E- Listen and circle.

1.tight

2.tube

3.seed

4.lake

5.note

1.boat
cake
tight

2.row
sea
tube

3.home
day
seed

4. lake
bake
June

5.mail
nine
note



Unit 8 Test

A. Listen and write the number.

___ Yeah, you're right.

___ Let's clean up.


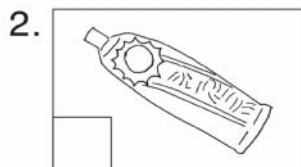
___ Okay. Let's get the broom.

___ Oh, no! What a mess!

B. Does it have long u? Listen and write ✓ or X.

1.glue 2.home

3.tube 4.light




C. Unscramble and write.

1. btela _____ 2. efhsl _____ 3. mptcoure _____

4. riach _____ 5. sdke _____ 6. dcrupaob _____

D. Look and write.



1. Where's the ball?

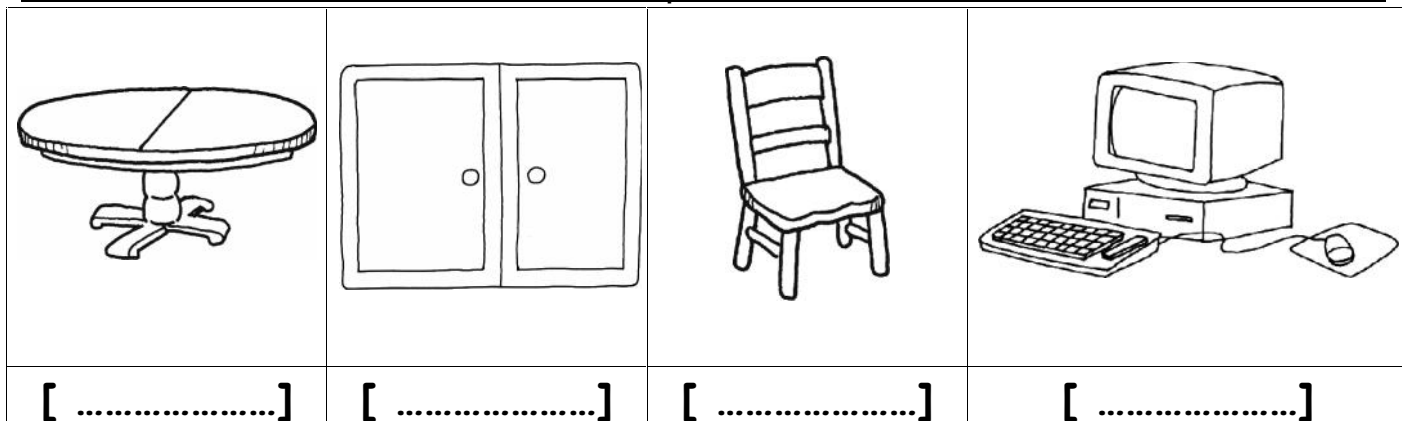
2. _____ books?

3. _____ kite?

✂ Test on the Unit 8

A) Listening (10 Marks)

[1] Listen and number the pictures: (6M)



[2] Listen and fill in the gaps: (4M)

A : What is it?

B : It two o'clock.

A : Thank you very much.

B) Reading (10 Marks)

[3] Read and match A with B: (6M)

{ A }	{ B }
1] Okay. Let's get the	• right.
2] The girl is	• It two thirty.
3] Yeah, you are	• I'm from France.
4] What time is it?	• pencil
5] Where are you from?	• Thank you very much.
6] I have got a	• sleeping.
	• broom.

[4] Look and circle the correct number: (4M)

5	four five fifteen	10	ten thirty twenty	6	seven six sixteen	13	thirteen three two
----------	-------------------------	-----------	-------------------------	----------	-------------------------	-----------	--------------------------

C) Writing (10 Marks)

[5] Write in capital letters: (2M)

cupboard


computer

[6] Look and write: (4M)



{ 1 } Is it a car?

.....
.....




{ 3 } Where is the cup?

.....
.....

[7] Look and write: (4M)




.....
.....



{ 2 } What is this?

.....
.....



{ 4 } Where is the desk?

.....
.....



.....
.....

Review on Unit 8

Classroom objects	أشياء	فوضي ، شيء غير	mess
computer	كمبيوتر		classroom
shelf		جيتار	guitar
cupboard			pen
table	تربيزة		pencil
desk			book
chair		برايه	pencil sharpener
door			ruler
Nouns		طيارة ورق	kite
book			Long " u " (ue - u_e)
paper			Sue ()
floor	أرضية الغرفة		blue
boy			glue
girl		صحيح	true
paint	دهان		flute
picture			lute
teacher		يونيو	June
broom			tube



Prepositions	draw	يرسم
in	try	يحاول
on	get	يحضر
under	clean up	ينظف
next to /	stand	يقف
Verbs	sit	يجلس
sleep	have	يمتلك
fall	do	يفعل
run	dance	يرقص

Read and Learn

1] What time is it?	
2] It is two o'clock.	الساعة الثانية تماماً.
3] Oh, no! What a mess!	ياه ، يا لها من أشياء غير مرتبه !
4] Yeah, you're right	.
5] Let's clean up	هيا بنا ننظف () .
6] Okay. Let's get the broom.	هيا بنا نحضر المكنسة.
7] Where is / are ?	أين الـ
8] It is in / on / under / next to / / /	أنه / أنها في / / /
9] Where's = Where is It's = It is They're = They are () أنهم () أنها / أنه أين ؟	

Phonics Vocabulary

Read the words.

cl <u>ue</u>	- يعطى معلومات
tr <u>ue</u>	صحيح
bl <u>ue</u>	
gl <u>ue</u>	
d <u>u</u> ne	كثيب، تل من رمال
t <u>u</u> ne	
c <u>u</u> te	
l <u>u</u> te	
bo <u>a</u> t	يوم
ca <u>k</u> e	كيك
ti <u>gh</u> t	بحيرة
ro <u>w</u>	
se <u>a</u>	يونيو
tu <u>b</u> e	بريد
ho <u>m</u> e	بيت
no <u>t</u> e	بخير
	day
	seed
	lake
	bike
	June
	mail
	mine
	fine



Word Time

computer

shelf

cupboard

table

desk

chair



computer

shelf


cupboard

table

desk

chair

Conversation Time

A - Listen and repeat:

- | | |
|---|--------------------------|
| 1 - Uh-oh! | يا (صيغة تعجب) ! |
| 2 - What's wrong ? | ما الأمر ؟ ، في أيه؟ |
| 3 - We're late . Please hurry . | نحن متأخرين. |
| 4 - Oh... I can't decide . | يا ! لا أستطيع أن أقرر . |

D - Review. Listen and repeat.


- | | |
|--|------------------------|
| 1 - What colour is it? | ما لونه ؟ ، ما لونها ؟ |
| 2 - It 's brown . | لونها لونه . |
| 3 - It's green / red / blue ... | لونها أخضر / / ... |

C - Talk About the Picture

Page

17

This is a convenience store _____. They sell many different kinds _____ of **food** . This **boy** is walking behind his **mother** and eating **peanuts** . He's **short** and **young**. His mother is carrying a bag of food.



D - Sarah's mother and Sara are in the shop.

Sara's mother



Uh-oh.

(يا - يا !)

Sara



What's wrong?

ما المشكلة ؟ ، ما الأمر ؟ ، مم تشكو ؟ ، في إيه ؟

Sara's mother



We're late. Please hurry

.

.

Sara



Oh...I can't decide.

.

يا ... لا أستطيع أن أقرر

E - Unscramble and write.

1 } colour - What - it - is?



.....

2 } brown - is - It.



.....

3 } is - What - wrong?



.....

4 } are - you - Where - from?



.....


Unit

9

In the shop

Word Time

A- Listen and repeat:



candy



I like ...

.....

juice

عصير



water

مياه



ice cream

أيس كريم



popcorn

فشار



chips

رقاقات بطاطس مقلية ، شيبسي



yogurt

I don't like ..

.....

jam




C - Talk About the Picture


Page

18

Yum! There's lots of good **food** at the **store**. Kareem has **popcorn**. Samir and Ahmed have **chips**. Uh-oh! What a mess! The shop assistant is angry. He's shouting. Sokkara is playing with the **candy**. Soha and Laila have **ice cream**. Mona has **water**. Ramy and Ali have **juice**.



D - Look and write:



1 }



3 }



5 }



2 }



4 }



6 }

E - Write in capital letters :


1 } food	6 } yogurt
2 } store	7 } water
3 } popcorn	8 } candy
4 } ice cream	9 } children
5 } chips	10 } milk

Practice Time

don't = do not

I		
You	have	candy.
We		
They		

I		
You	don't have	juice.
We		
They		




I have

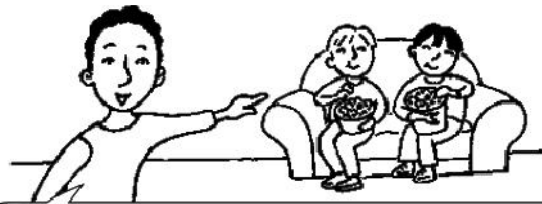
...
((للتعبير عن شيء تملكه))

I don't have

ليس لدى ، ليس معي ، لا أملك ، لا أملك ، ...

((للتعبير عن شيء لا تملكه))

I have candy. I don't have popcorn.



They have popcorn. They don't have candy.



You don't have chips.

1 - You have **popcorn**.

() لديك فيشار.



You don't have candy.

2 - You have **ice cream**.


() لديك آيس كريم.



We don't have water.

3 - We have **juice**.

() لاي عصير.



They don't have popcorn.

4 - They have **candy**.

(هم) لايهم حلوي.



I don't have ice cream.

5 - I have **water**.


() لاي مياه.



They don't have juice.

6 - They have **chips**.

(هم) لايهم شيب .



I don't have popcorn.


7 - I have **popcorn**.

() معايا فيشار.



I have a pen.
معايا قلم.

I don't have a
pen. . ليس لـ



D - Listen and sing along.

We Have Candy.

We have candy.
We have candy.
We have water.
We have water.
We don't have ice cream.
We don't have ice cream.
We don't have ice cream.
We have water.



They have juice.
They have juice.
They have chips.
They have chips.
They don't have popcorn.
They don't have popcorn.
They don't have popcorn.
They have juice.




Unit

9

In the Shop

Phonics Time

short a




cap




man



sad




حزين cat



hat

برنيطة ant





bat



mat



ay , a_e , ai



day




يوم May

مايو



pain



lake

بحيرة







cane









game

Additional Exercises

Write the words under each picture:

A. Which picture has short a ? Circle and write.

<p>1.  </p> <p>_____</p> <p>_____</p> <p>_____</p>	<p>2.  </p> <p>_____</p> <p>_____</p> <p>_____</p>	<p>3.  </p> <p>_____</p> <p>_____</p> <p>_____</p>
--	--	--

B. Which picture has long a ? Circle and write.

<p>1.  </p> <p>_____</p> <p>_____</p> <p>_____</p>	<p>2.  </p> <p>_____</p> <p>_____</p> <p>_____</p>	<p>3.  </p> <p>_____</p> <p>_____</p> <p>_____</p>
--	---	--

C. Circle the short a words.

<p>1. <div style="border: 1px solid black; border-radius: 15px; padding: 10px; display: inline-block;">pan bat way</div></p>	<p>2. <div style="border: 1px solid black; border-radius: 15px; padding: 10px; display: inline-block;">back sack game</div></p>	<p>3. <div style="border: 1px solid black; border-radius: 15px; padding: 10px; display: inline-block;">May Dan mad</div></p>	<p>4. <div style="border: 1px solid black; border-radius: 15px; padding: 10px; display: inline-block;">fat lake fan</div></p>
--	---	--	---

D. Circle the long a words.

<p>1. <div style="border: 1px solid black; border-radius: 15px; padding: 10px; display: inline-block;">game sad paint</div></p>	<p>2. <div style="border: 1px solid black; border-radius: 15px; padding: 10px; display: inline-block;">man same rain</div></p>	<p>3. <div style="border: 1px solid black; border-radius: 15px; padding: 10px; display: inline-block;">take van pain</div></p>	<p>4. <div style="border: 1px solid black; border-radius: 15px; padding: 10px; display: inline-block;">bake ran rain</div></p>
---	--	--	--

A) Does it have long a? Listen and circle.



short a
long a



short a
long a



short a
long a



short a
long a



short a
long a

1.

2.

3.

4.

back
bake
lack
lake

man
main
can
cane

pan
pain
ran
rain

tap
tape
mad
made

C) Listen and point.

Students listen and point to the words they hear.

tap, /t/-/æ/-/p/, tap

rain, /r/-/eɪ/-/n/, rain

bake, /b/-/eɪ/-/k/, bake

can, /k/-/æ/-/n/, can

tap, /t/-/æ/-/p/, tap

rain, /r/-/eɪ/-/n/, rain

bake, /b/-/eɪ/-/k/, bake

can, /k/-/æ/-/n/, can

E- Listen and circle.

1.main

2.mad

3.May

4.mat

1.man main

2.mad made

3.map May

4.mat meat







Unit 9 Test

A. Listen and write.





1. Uh-_____. 2. What's _____?
3. We're _____. Please _____! 4. Oh...I can't _____.

B. Does it have short a or long a? Listen and circle.



1.sad 2.pain
3.game 4.hat



1.  short a long a
2.  short a long a
3.  short a long a
4.  short a long a

C. Look and write.

1.  _____
2.  _____
3.  _____
4.  _____

D. Look and write.





1.   I _____

2.   We _____

✂ Test on the Unit 9

A) Listening (10 Marks)

[1] Listen and number the pictures: (6M)

			
[.....]	[.....]	[.....]	[.....]

[2] Listen and fill in the gaps: (4M)

A : Uh-oh.

B : What's ?

A : We're late. Please !

B) Reading (10 Marks)

[3] Read and match A with B: (6M)

{ A }	{ B }
1] What colour is it? •	• decide.
2] What's wrong? •	• short and fat.
3] We have ice •	• have chips and juice.
4] Oh ... I can't •	• You are welcome.
5] My brother is •	• We're late. Please hurry.
6] I don't •	• cream and water.
	• It is red.

[4] Look and circle the correct number: (4M)

11 eleven twelve eight	15 fourteen fifteen five	17 sixteen seven seventeen	30 twenty thirty forty
-------------------------------------	---------------------------------------	---	-------------------------------------


C) Writing (10 Marks)

[5] Write in capital letters: (2M)

chips

popcorn

[6] Look and write: (4M)



{ 1 } What is this?

.....
.....



{ 3 } Do you have water?

.....
.....

[7] Look and write: (4M)




.....
.....



{ 2 } Do you like ice cream?

.....
.....



{ 4 } What can you see?

.....
.....



.....
.....

Review on Unit 9

Food		adjectives	
candy		late	
juice	عصير	<u>w</u> rong	
water	مياه	true	صحيح
ice cream	آيس كريم	different	
popcorn	فشار	short	قصير
chips	شيبسي	young	صغير السن
jam		fat	سمين ، تخين
Nouns		thin	نحيف ، رفيع
shop		Short " a "	
store		cap	
food		man	
boy		sad	حزين
mother		ant	
brother		bat	
peanuts		fat	سمين ، تخين
bag	حقيرة	rat	فأر كبير
game		mat	



Long " a " (ay , a_e , ai)	Verbs
day	يملك ، يمتلك have () يوم
game	يملك ، يمتلك has ()
pain	يبيع sell
rain	يشترى buy
lake	يمشي walk بحيرة
make	يأكل eat يصنع
train	يحمل carry
cane	يلعب play

Read and Learn


1] What's wrong?	ما المشكلة ؟ ، ما الأمر ؟ في إيه ؟
2] We're late. Please hurry!	! .
3] Oh...I can't decide.	ياه ...لا أستطيع الحسم في القرار.
4] What colour is it ?	ما لونه ؟ ، ما لونها ؟
5] It's brown.	لونه بني . ، لونها .
6] He's short and young.	أنه قصير وصغير السن.
7] His mother is carrying a bag of food.	تحمل أمه حقيبة طعام . ، تحمل أمه كيس من الطعام.
8] I have water / popcorn / ice cream / chips / juice / candy.	أمتلك مياه / فيشار / آيس كريم / شيبسي / عصير / .
9] I don't have water / popcorn / ice cream / chips / juice / candy.	ليس ___ مياه / فيشار / آيس كريم / شيبسي / عصير / .

Phonics Vocabulary

Read the words. (short and long a)

back	ظهر	pan	
bake	يخبز	pain	
lack		ran	
lake	بحيرة	rain	
man		tap	حنفية
main	أساسي ، رئيسي	tape	شريط لاصق
can		mad	
cane		made	
map	خريطة	mat	سجادة صغيرة
May	شهر مايو	mate	

Some words have short and long vowels: *ant, lake, gate, bag, rain, tag, cab, page, back, make, name, rat, mat, pain, bake, wax, man, paint, train, game, hat, sad, day, tape, mat, late, rake, lane, cap, rain, mat, day, hat, lane, bat, bait, make, date, pat*



Word Time

candy

juice

water

ice cream

popcorn

chips



candy

juice

water

ice cream

popcorn

chips

Conversation Time

A - Listen and repeat:

Hey! That's mine!

Oops! Sorry.

No, it isn't. It's mine.

That's okay.

- | | |
|---|----------------------------|
| 1 - Hey! That's mine. | يا () ! هذه ملكي . |
| 2 - No , it isn't. It's mine. | لا ، ليست ملكك. إنها ملكي. |
| 3 - Oops! Sorry. | (/) ! . |
| 4 - That's okay. | . |

D - Review. Listen and repeat.

Where do you live?

I live in Puppetville.

- | | |
|-----------------------------------|------------------------|
| 1 - Where do you live? | أين تعيشي ؟ |
| 2 - I live in Puppetville. | أعيش في مدينة ببت فيل. |
| 3- I live in Egypt. | أعيش في مصر. |

C - Talk About the Picture

Page

29

Oh, no! **Look at** all the people. They don't feel **good**. That's too **bad**! This **nurse** is talking on the **phone**. Mona's **sister**, Hoda, is **fighting with** this boy. Hoda thinks the **boy** has her **umbrella**. She says Hey! That's mine! But look! Hoda's **mother** has her umbrella.



D - A girl and a boy are in the clinic.

Girl



Hey! That's mine.

يا (هتاف للفت الانتباه) ! هذه .

Boy



No, it isn't. It's mine.

لا ، ليست ملكك. أنها ملكي.

Girl



Oops! Sorry.

. ! (/)

Boy



That's okay.

.

E - Unscramble and write.

1 } do - you - Where - live?



.....

2 } live - Egypt - I .



.....

3 } okay - is - That.



.....

4 } mine - is - That.



.....

Unit

10

At the Clinic

عليا -

Word Time

A- Listen and repeat:



stomach ache



rash

I have a

.....



sore throat

التهاب

fever




cold



cough

سعال ، كحة



flu

I have a

.....



toothache

C - Talk About the Picture

Page

30

So many people are **sick** مريضه! She is **coughing** , this young girl has a **rash** , and she has a **cold** . The doctors and **nurses** will make them all feel better. Ali has a **stomach ache** , this boy and girl have fevers, and Kareem has a **sore throat**. This girl has a red balloon, and this boy has a blue **balloon**.



D - Look and write:



1 }



3 }



5 }



2 }



4 }



6 }

E - Write in capital letters :


1 } people	6 } backache
2 } sick	7 } doctor
3 } rash	8 } nurse
4 } headache	9 } balloon
5 } toothache	10 } coughing

Practice Time

He has a fever.
She

He doesn't have a rash.
She

doesn't = does not





He has a

((للتعبير عن شخص مصاب))
(())

He doesn't have

غير
((للتعبير عن شخص غير))
(())



He doesn't have a cold.

1 - He has a stomach ache. (هو)



She doesn't have a stomach ache.

2 - She has a cold. (هي) مصابه بالبرد /



She doesn't have a sore throat.

3 - She has **a rash**. (هي) عندها طفح جلدي.



He doesn't have a rash.

4 - He has **a sore throat**. (هو) مُصاب بالتهاب في الحلق.



He doesn't have a fever.

5 - He has **a cough**. (هو)



She doesn't have a cough.

6 - She has **a fever**. (هي) مصابه بالحمى.



I don't have a flu.

7 - I have **a toothache**. ()



I have a cough.
عندي كحة.

I don't have a flu.
معنديش أنفلونزا.



D - Listen and sing along.

Oh, No! Poor Kareem!

He has a fever.

He doesn't have a sore throat.

He has a fever.

He doesn't have a rash.

He has a fever.

He doesn't have a cough.

Oh, no! Poor Kareem!

She has a rash.

She doesn't have a stomach ache.



She has a rash.

She doesn't have a cold.

She has a rash.

She doesn't have a fever.

Oh, no! Poor Mona!



Poor : مِسْكِين

فَقِير، مُفْتَقِر، رَكِيك، سَقِيم

Unit

10

At the Clinic

عيادة -

Phonics Time

short e



bed

سرير



desk



pen



ten



tent

خيم

jet



Some words have short and long vowels : green, meat, met, bell, red, read, neck, pen, seed, vet, bean, bed, team, bee, ten, tree, met, meat, let; need, net, kneel; tell, Kareem, teen; mean, jet, weed; queen, deed, red; lean, led, leg; peck, mess, leap; jeep, jeans, pet, jet, seal, bed, bee, beam, peck, jeep

long e

ea , ee



eat

يأكل


green



seal



bean



jeep

عربية جيب

read



يقرأ



leaf




meat




Additional Exercises



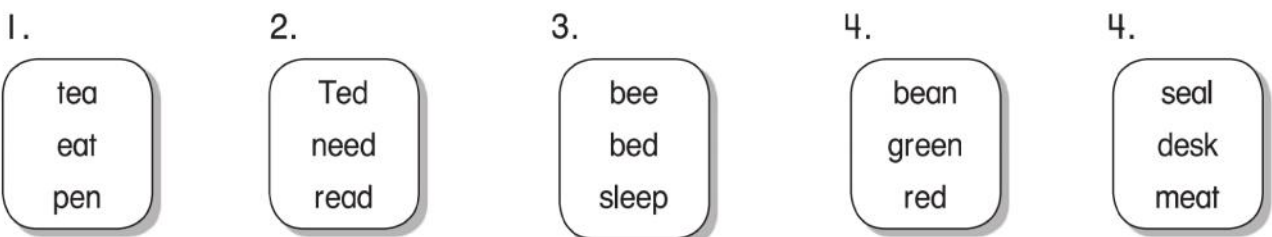
Write the words under each picture:




A. Do they both have the same vowel sound? Write ✓ or X.



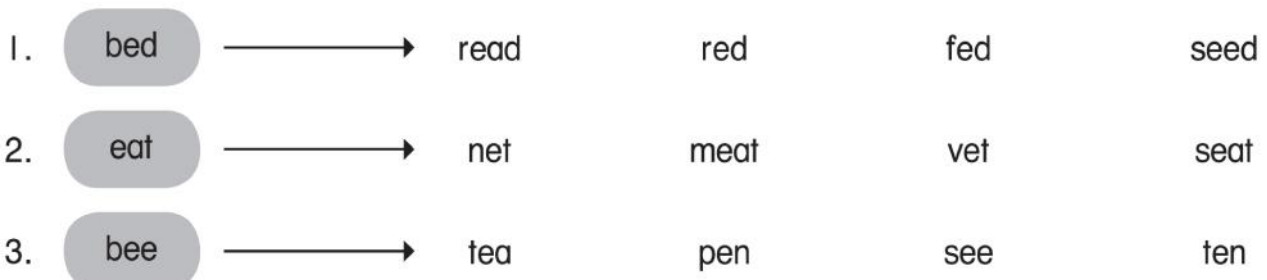
B. Circle the short e word.



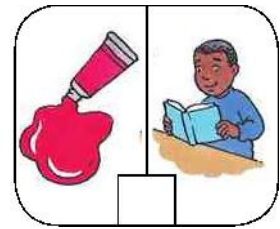
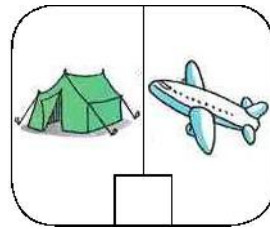
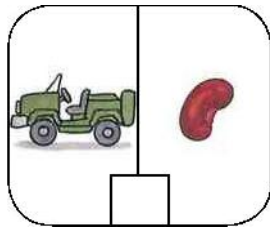
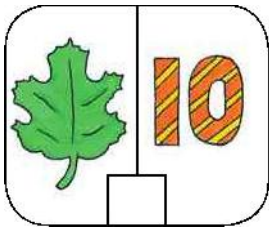
C. Which pictures have long e ? Circle.



D. Circle the words with the same vowel sound.



A) Does it have long e? Listen and write ✓ or ✗.



B) Read the words .

1.

net
neat
set
seat

2.

fed
feed
sell
seal

3.

bed
bead
red
read

4.

met
meat
ten
teen

C) Listen and point.

Students listen and point to the words they hear.

seal, / s / - / i: / - / l /, seal
met, / m / - / e / - / t /, met
seat, / s / - / i: / - / t /, seat
red, / r / - / e / - / d /, red

bead, / b / - / i: / - / d /, bead
fed, / f / - / e / - / d /, fed
teen, / t / - / i: / - / n /, teen
net, / n / - / e / - / t /, net

E- Listen and circle.

1.led

2.bean

3.meet

4.set

5.web

1. short e 2. short e 3. short e 4. short e 5. short e
long e long e long e long e long e

Unit 10 Test

A. Listen and circle.

1. Hey! | They're | mine! 2. No, | it isn't. | That's | mine.
 | That's | | It's | |
 3. Oops! | Sorry. 4. That's | a cow.
 | Uh-oh! | | okay.

1.seal 2.pen 3.tea

B. Which one has a different vowel sound? Listen and write X.

1.  2.  3. 

C. Look and match.

1.  2.  3.  4.  5. 

●
rash

●
cough

●
stomach ache


●
fever

●
sore throat

D. Look and write.

1.  

He _____.





2.  

She _____.

✂ Test on the Unit 10

A) Listening (10 Marks)

[1] Listen and number the pictures: (6M)

			
[.....]	[.....]	[.....]	[.....]

[2] Listen and fill in the gaps: (4M)

A : Hey! That's

B : No, it isn't. It's mine.

A : Oops!

B) Reading (10 Marks)

[3] Read and match A with B: (6M)

{ A }	{ B }
1] Where do you live?	• I am from Egypt.
2] What time is it?	• I live in Puppetville.
3] What are these?	• It is three o'clock.
4] No, it isn't. It's	• They are shorts.
5] She doesn't have	• Oops! Sorry.
6] Where are you from?	• a fever.
	• mine.

[4] Look and circle the correct number: (4M)

7	six seven sixteen	10	ten three twenty	20	twenty forty four	40	fifty forty sixty
----------	-------------------------	-----------	------------------------	-----------	-------------------------	-----------	-------------------------

C) Writing (10 Marks)

[5] Write in capital letters: (2M)

sore throat

doctor

[6] Look and write: (4M)



{ 1 } Does he have a rash?

.....
.....




{ 2 } Does he have a cold?

.....
.....



{ 3 } What does she have?


.....
.....



{ 4 } What does he have?

.....
.....

[7] Look and write: (4M)



.....
.....



.....
.....

Review on Unit 10



Ailments		adjectives	
stomach ache		sick = ill	مريض
rash		good	جيد ، حسن
sore throat	التهاب الحلق	young	صغير السن
fever		old	كبير السن
cough		bad	
cold		tall	طويل
flu		short	قصير
Nouns		fat	سَمِين، بَدِين
balloon		Short " e "	
nurse		bed	سرير
doctor	طبيب، دُكْتُور	desk	
phone	تَلِيفُون، هَاتِف	pen	
sister	أخت، شَقِيقَة	vet	طبيب بيطري
boy		ten	
umbrella	سَيَّة، مِظَلَّة	jet	
mother		tent	خيمة
girl		red	



Long " e " (ea , ee)		Verbs	
eat	يأكل	look at	ينظر إلي
green		feel	يشعر ، يحس
seal		talk	يتحدث
leaf		fight with	يتشاجر مع
jeep	عربية جيب	think	يعتقد
bean		say	يقول ، يزعم
read	يقرأ	cough	يكح ، يسعل
meat	لحمه	have _____	عنده ، يمتلك ،

Read and Learn


1] Hey! That's mine.	يا (هتاف للفت الانتباه) ! هذه ملكي.
2] No, it isn't. It's mine.	لا ، ليست ملكك. أنها ملكي.
3] Oops! Sorry.	(/) ! .
4] That's okay.	.
5] That's too bad.	هذا شيء سيء للغاية.
6] This girl has a red balloon.	تمتلك الفتاة بالونه حمراء.
7] This boy has a blue balloon.	يمتلك الولد بالونه زرقاء.
8] I have a cold / a sore throat / a fever / a cough / stomachache / ..	التهاب الحلق / / - /
9] I don't have a cold / a flue / rash / toothache / backache /	التهاب الحلق / / - /



Phonics Vocabulary

Read the words. (short and long e)

net		seal	
neat	نَظِيفٌ، مُحْكَمٌ	met	
set		neck	
seat		net	
fed		led	
feed	يُغْذِي	bean	فوله
bed	سَرِيرٌ، فِرَاشٌ	meet	يقابل
bead		lemon	ليمون
red		web ()	
read	يَقْرَأُ	leg	
met		desk	
meat	لَحْمُهُ	pen	
ten		eat	يَأْكُلُ
teen	مُرَافِقٌ	green	



Word Time

stomach ache

rash

sore throat

fever

cold

cough



stomach ache

rash

sore throat

fever

cold

cough

Conversation Time

A - Listen and repeat:

Miss Sarah, may I use the bathroom?

Where is it?

It's over there.



Of course.



I see it. Thanks.

1 - Miss Sarah, may I use the bathroom?

ساره ، هل يمك

2 - Of course.

بالتأكيد، طبعاً، بالطبع.

3 - Where is it?

أين يكون ؟

4 - It's over there.

إنه هناك.

5- I see it. Thanks.

رأيتَه .

D - Review. Listen and repeat.

What a mess!



Let's clean up.

1 - What a mess !

يا لها من أشياء غير مُرتبة !

2 - Let's clean up.

هيا بنا ننظف () .

3- Yeah, you're right.

.

C - Talk About the Picture

Page

37

Kareem's **mother** has juice and popcorn. She's pointing to the **bathroom**. Look at Sokkara playing in the **paper**. Samy is taking a picture of Sokkara. Look on **the table**: these are red, yellow, and orange **crayons**. There's **a book** and some **paper** on the floor.



D - Laila and Kareem's mother are at home.

Laila		Miss Sarah, may I use the bathroom? ساره ، هل يمك
Kareem's mother		Of course.
Laila		Where is it? أين هو ؟
Kareem's mother		It's over there. أنه هناك . الحمام هناك.
Laila		I see it. Thanks. رأيتة .

E - Unscramble and write.

1 } up - Let's - clean.



.....

2 } use - May - the bathroom - I .



.....

3 } is - Where - it?



.....

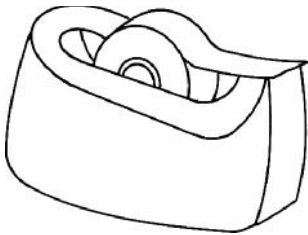
4 } mess - a - What!



.....

Word Time

A- Listen and repeat:



tape

شريط لاصق




glue

I have


.....



scissors



paper



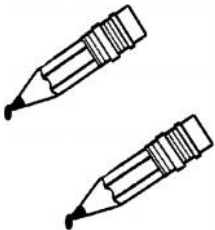
paint

دِهَان، صِبْغ



crayons


قلم طباشير ملون،



pencils

I don't have..

ليس لدي ، لا أملك




rulers

C - Talk About the Picture

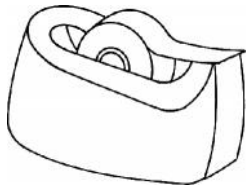
Page

38

This is **tape**. This is yellow **paper**. Watch out! Ola has **scissors**! Sarah has **glue**, and she's gluing her flowers onto the **paper**. Samir has seven **crayons**. He's coloring two green birds. He doesn't have paint. Ramy has **paint**. He doesn't have **crayons**. He just painted a picture.



D - Look and write:



1 }



3 }



5 }



2 }



4 }



6 }

E - Write in capital letters :

1 } scissors	6 } crayons
2 } pictures	7 } flowers
3 } colour	8 } birds
4 } tape	9 } pencils
5 } gluing	10 } rulers

Practice Time

Does

he

she

have tape?

Yes,

he

she

does.

No,

he

she

doesn't.

He

She

has glue.

doesn't = does not





Does he?

هل ...
((يملكه))

Does she?

هل معي ، لديكي ، تملكي ، تمتلكي ،
((للسؤال عن شيء يملكه شخص))



Yes, she does

1 - Does **she** have **glue**?


هل معها صمغ؟



No, he doesn't. He has tape.

2 - Does **he** have **glue**?

هل لديه صمغ؟



Yes, she does.

3 - Does **she** have **scissors**? هل لديها مقص؟



No, he doesn't. He has paper.

4 - Does **he** have scissors? هل يمتلك مقص؟



Yes, he does.

5 - Does **he** have **crayons**? هل لديه قلم ملون؟



No, he doesn't. He has paint.

6 - Does **he** have **crayons**? هل لديه أقلام ملونة؟





 Yes, I have.
 No, I haven't.

7 - Do **you** have **glue**? هل لديك صمغ؟



Do you have a pen?
هل لديك قلم؟

 Yes, I have.
 No, I haven't.



D - Listen and sing along.

Does He Have Paper?

Does he have **paper**?

Does he have paper?

Yes, he does. Yes, he does.

Does he have **crayons**?

Does he have crayons?

No, he doesn't. He has **paint**.



Does she have **scissors**?

Does she have scissors?

Yes, she does. Yes, she does.

Does she have **glue**?

Does she have glue?

No, she doesn't. She has tape.



Unit

11

At Home with Kareem

بَيْتٌ مَعَ كَرِيمٍ

Phonics Time

long i



bin



sick

مَرِيضٌ، سَقِيمٌ، عَيَّانٌ




six



pin




sit



fin

long i


i_e , ight




bike



nine



right



يَمِين kite

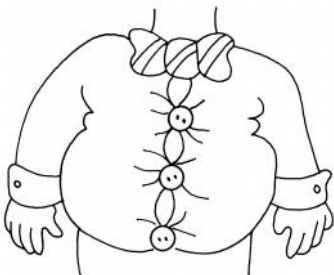
طائرة ورقية



like



نور light



tight

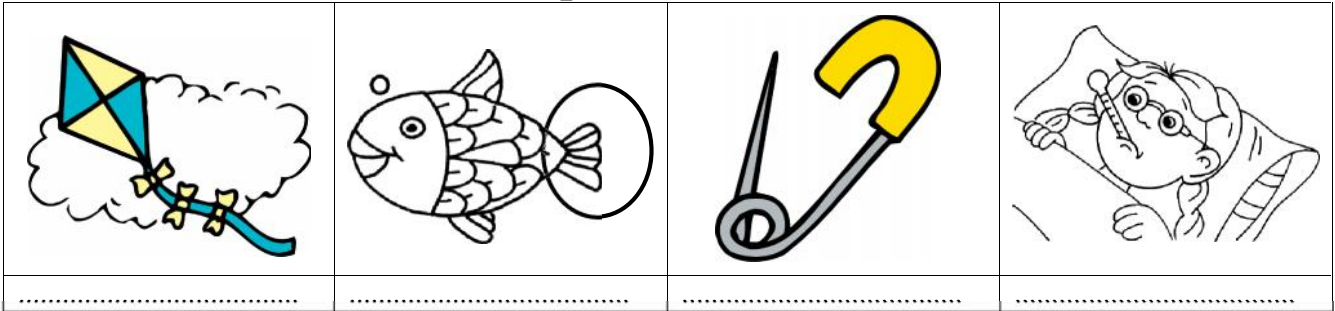


night

لَيْل

Additional Exercises

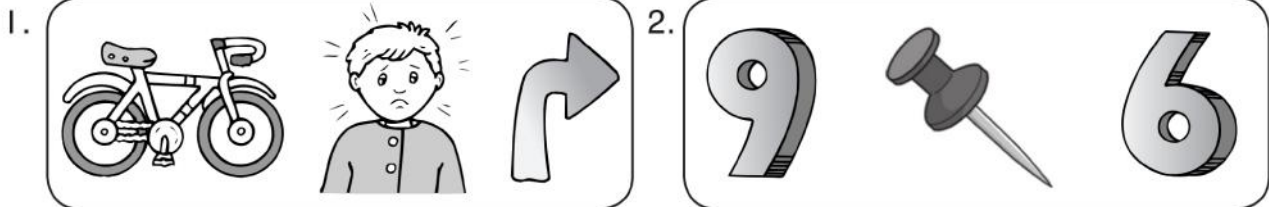
Write the words under each picture:



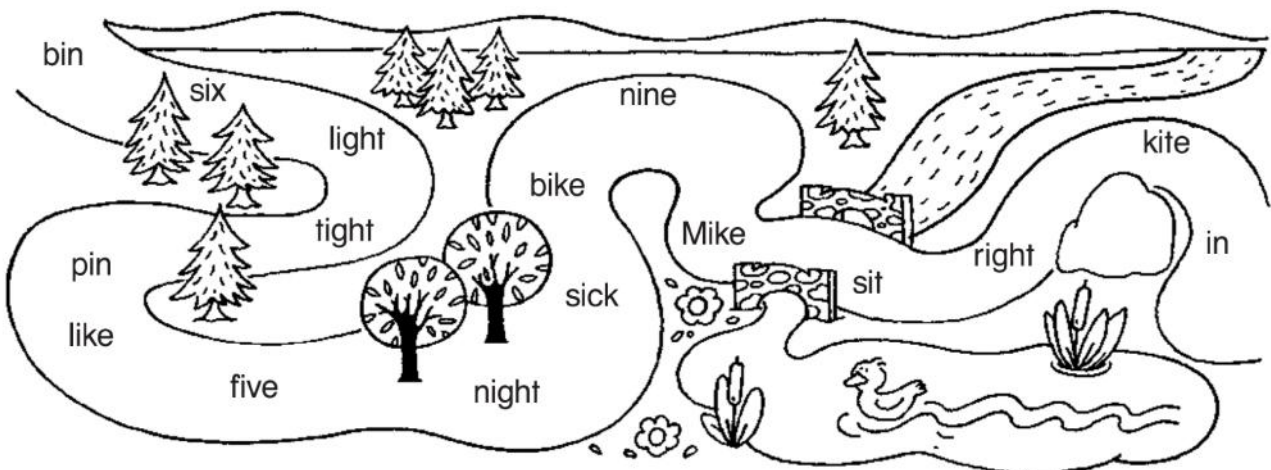
A. Circle the words with the same vowel sound.

1. six → mix fix kite bite
2. bike → kick pick Mike like
3. right → light sit night hit

B. Which picture has a different vowel sound? Write X.




C. Circle the words you can read.



How many words can you read? _____

A) Listen and circle.



kit
kite



pin
pine




sit
sight



lick
like



lit
light



fine
fine

B) Read the words .

1.

fill
file
pill
pile

2.

bit
bite
sit
site

3.

fit
fight
kit
kite

4.

lick
like
nil
Nile

C) Listen and point.

Students listen and point to the words they hear.

Nile, /n/-/aɪ/-/ l /, Nile

site, /s/-/aɪ/-/ t /, site

bit, /b/-/ɪ/-/ t /, bit

fill, /f/-/ɪ/-/ l /, fill

pill, /p/-/ɪ/-/ l /, pill

lick, /l/-/ɪ/-/ k /, lick

fight, /f/-/aɪ/-/ t /, fight

Kite, /k/-/aɪ/-/ t /, Kite

E- Listen and circle.

1.ripe 2.din 3.dime 4.hide 5.fin

1. short i 2. short i 3. short i 4. short i 5. short i
long i long i long i long i long i



Unit 11 Test

A. Listen and match.

1. Miss Sarah, may I ●
2. Of ●
3. Where ●
4. It's ●
5. I ●

- course.
- see it. Thanks.
- over there.
- use the bathroom?
- is it?

1.sad 2.pain 3.
4.game 5.hat 6.

B. Does it have short i or long i? Listen and match.

1. ●



short i

● 2.



3. ●



● 4.

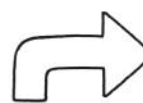


5. ●



long i

● 6.



C. Look and write.

1.



2.



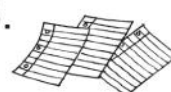
3.



4.



5.



D. Look and write.

1.



Yes, she does.

2.




Does he have crayons?

✂ Test on the Unit 11

A) Listening (10 Marks)

[1] Listen and number the pictures: (6M)



[2] Listen and fill in the gaps: (4M)

A : Miss Sarah, may I the bathroom?

B : course.

A : I see it. Thanks.

B) Reading (10 Marks)

[3] Read and match A with B: (6M)

{ A }	{ B }
1] Where is it? •	• juice and popcorn.
2] What a mess! •	• have paint and paper.
3] Kareem's mother has •	• two green birds.
4] He doesn't •	• Of course.
5] She's coloring •	• No, she doesn't.
6] May I use the bathroom? •	• Let's clean up.
	• It's over there.

[4] Look and circle the correct number: (4M)

7	seven seventeen eight	50	forty fifty sixty	25	twenty-one twenty-two twenty-five	13	thirteen twelve ten
----------	-----------------------------	-----------	-------------------------	-----------	---	-----------	---------------------------

C) Writing (10 Marks)

[5] Write in capital letters: (2M)

crayons

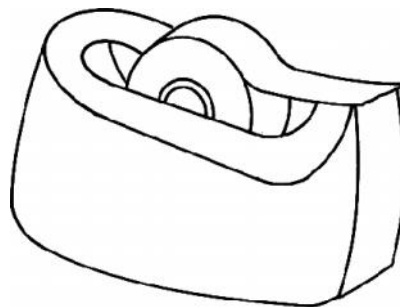
scissors

[6] Look and write: (4M)



{ 1 } What's wrong?

.....
.....



{ 2 } What is this?

.....
.....



{ 3 } What are these?

.....
.....



{ 4 } What do you have?

.....
.....

[7] Look and write: (4M)



.....
.....



.....
.....

Review on Unit 11

Art supplies	تجهيزات	colours
tape	شريط لا	red
glue		blue
scissors		black
paper		brown
paint	دهان، صبغ	green
crayons		white أبيض
pencils		orange
Nouns		pink
mother		Short " i "
juice	عصير	bin ة مهملات
popcorn	فيشار	six
bathroom		sick مريض ، عيان
picture		pin
birds	طيور	sit يجلس
book		fin
floor	أرضية الحجرة	fit لائق بدنياً
flowers	زهور	sing يغني



Long " i " (i_e)	Verbs	
bike	has	يملك ()
nine	have	يملكوا ()
right	point to	يشير إلي
kite	look at	ينظر إلي
like	play	يلعب
night	glue	يلصق
light	colour	يلون
tight	draw	يرسم

Read and Learn

1] Miss Sarah, may I use the bathroom?	ساره ، هل يمك
2] Of course.	بالتأكيد، طبعاً، بالطبع.
3] Where is it?	أين يكون ؟
4] It's over there.	إنه هناك.
5] I see it. Thanks.	رأيتة .
6] Watch out!	انتبه، احذر !
7] This is tape.	هذا شريط لاصق / شريط عازل.
8] Does he have (tape, glue, scissors, paper, paint, crayons) ? هل (هو) يملك (شريط لاصق ، صمغ مقص ، ورق ، دهان ، أقلام ملونة)	
9] Does she have (tape, glue, scissors, paper, paint, crayons) ? هل (هي) يملك (شريط لاصق ، صمغ مقص ، ورق ، دهان ، أقلام ملونة)	


Phonics Vocabulary

Read the words. (short and long i)

fill	يملأ	kite	طيارة ورقية
file		lick	ضربة عنيفة
pill		like	يحب
pile	رأس سهم	nil	
bit		Nile	النيل ، نهر النية
bite		ripe	
sit	يجلس	din	صَحْب، ضَجَّة، ضَوْضاء، ضَجيج
site		dime	دَائِم، عَشْر الدولار
fit	لائق بدنياً	hide	ي
fight	يتشاجر	fin	
kit		fine	

 Some words have short and long

vowels: sit, light, mine, it, like, is,
write, rice, mitt, pin, quick, night,
fine, lit, tin, might



Word Time

tape


glue

scissors

paper

paint

crayons



tape

glue

scissors

paper

paint

crayons

Conversation Time

A - Listen and repeat:

Pass the cake, please.

Of course.

Thanks.



The chocolate cake.



Here. Help yourself.

- | | |
|----------------------------|--|
| 1 - Pass the cake, please. | نَاوَلِينِي الكيكة (الكعكة / التورتة) من فضلك. |
| 2 - Which one? | أي واحدة ؟ |
| 3 - The chocolate cake. | كيكة الشوكولاتة / تورتة الشوكولاتة. |
| 4 - Here. Help yourself. | ها هي. تفضل. |
| 5- Thanks. | شُكْرًا. |

D - Review. Listen and repeat.

Hey! That's mine.

Hey! That's mine.



- | | |
|----------------------|--|
| 1 - Hey! That's mine | يا (تستخدم للتساؤل وللفت الانتباه والتعجب و النداء) ! هذه ملكي . |
| 2 -Oops! Sorry. | (عفوًا / عذرا) ! آسف. |
| 3- That's okay. | حَسَنًا ، مضبوط ، أوكي. |

C - Talk About the Picture






Page

45

This boy is playing football. Samir wants some **chocolate cake**. He asks his mother to give him **a piece** **قِطْعَة**. **This man** is **hungry** **جَائِع، جَوْعَان**. The woman is giving him a **sandwich**. Look there's a boat **مَرْكَب** in the **water**.



D - Samir and Kareem's mother are on a picnic نزهة خلوية.

Samir		Pass the cake, please. ناوليني الكيكة (الكعكة / تورتة) من فضلك.
Kareem's mother		Which one? أي واحدة ؟
Samir		The chocolate cake. كيكة الشكولاته ، تورتة الشكولاته.
Kareem's mother		Here. Help yourself. ها هي. تفضل.
Samir		Thanks. شُكْرًا.

E - Unscramble and write.

1 } cake, - Pass - please - the.



2 } is - This - playing - boy - football.



3 } is - This - hungry- man.



4 } cake - The - chocolate.



Unit

12

On a Picnic

فِي نَزْهَة

Word Time

A- Listen and repeat:



chicken دَجَاجَة، فَرُوج



cheese

I like


.....

جُبْن، جُبْنَة



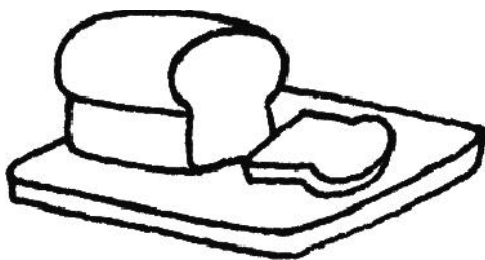
salad

سَلَطَة




fruit

فَاكِهَة



bread

خُبْز




rice

أُرُزّ، رُزّ



grapes

عِنَب



bananas

موز

C - Talk About the Picture

Page

46

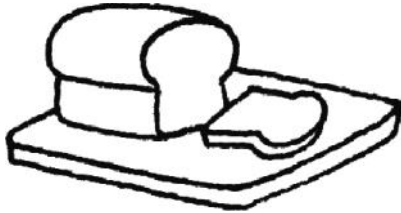
Yum! Look at all the good **food**. Mona has juice, and Kareem has **water**. Sokkara is eating **cheese**. Sarah has **Chicken**, and Hoda wants **cheese**. There is a lot of food on the picnic blanket, too. There is **rice**, **bread**, and **fruit**. This is an apple, these are **grapes**, and those are **bananas**. wow! Here's.



D - Look and write:



1 }



3 }




5 }



2 }



4 }



6 }

E - Write in capital letters :


1 } chicken	6 } water
2 } cheese	7 } salad
3 } bananas	8 } bread
4 } picnic	9 } fruit
5 } grapes	10 } chocolate

Practice Time

He		
She	likes	chicken.
It		

He		
She	doesn't like	salad.
It		

doesn't = does not




He likes

..... يحب
 ((للتعبير عن شيء يحبّه شخص))

He doesn't like ..

..... لا يحب
 ((للتعبير عن شيء لا يحبّه شخص))



She likes salad.
 She doesn't like chicken.



It likes bread.
 It doesn't like cheese.



She doesn't like rice.

1 - She likes **cheese**.

(هي) تحب الجبن.

She **doesn't** like cheese.2 - She likes **chicken**.

(هي) تحب الدجاج.



She **doesn't** like chicken.

3 - She likes **fruit**.

(هي) تحب الفاكهة.



He **doesn't** like bread.

4 - He likes **salad**.


(هو) يحب السلطة.



He **doesn't** like fruit.

5 - He likes **bread**.


(هو) يحب الخبز.



It **doesn't** like salad.

6 - It likes **rice**.

(هو) ، (هي) تحب الأرز.



I **don't** like fruit.

7 - I like **bananas**.

(أنا) أحب الموز.



Do you like rice?

هل



Yes, I do.



No, I **don't**.



D - Listen and sing along.

He Likes Chicken.

He likes chicken.

He doesn't like salad.

He likes chicken.

He doesn't like salad.

Please pass the chicken.

Here. Help yourself.

He likes chicken.

He doesn't like salad.



She likes fruit.

She doesn't like cheese.

She likes fruit.

She doesn't like cheese.

Please pass the fruit.

Here. Help yourself.

She likes fruit.

She doesn't like cheese.



She likes rice.

She doesn't like bread.

She likes rice.

She doesn't like bread.

Please pass the rice.

Here. Help yourself.

She likes rice.

She doesn't like bread.



Unit

12

On a Picnic

في نزهة

Phonics Time

short o



hop

يوتب، يحجل

pot



إناء، قدر




sock

جورب، شراب

frog



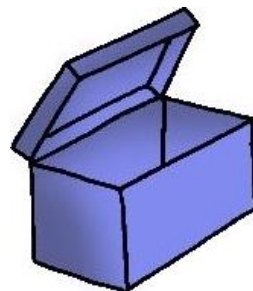
ضفدع



clock

ساعة حائط

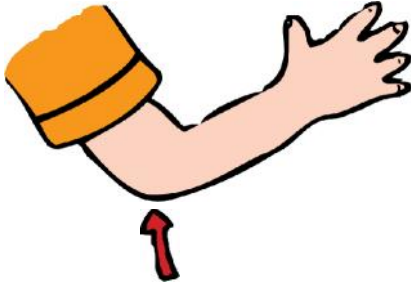
box



صندوق


long o

ow , o _ e , , oa




elbow

مِرْفَق، كُوع



rope

حَبْل



toast

خُبْز مُحَمَّص



coat

مِعْطَف



snow

ثلْج



boat

قَارِب ، مَرَكَب



goat

عَنْزَة



note

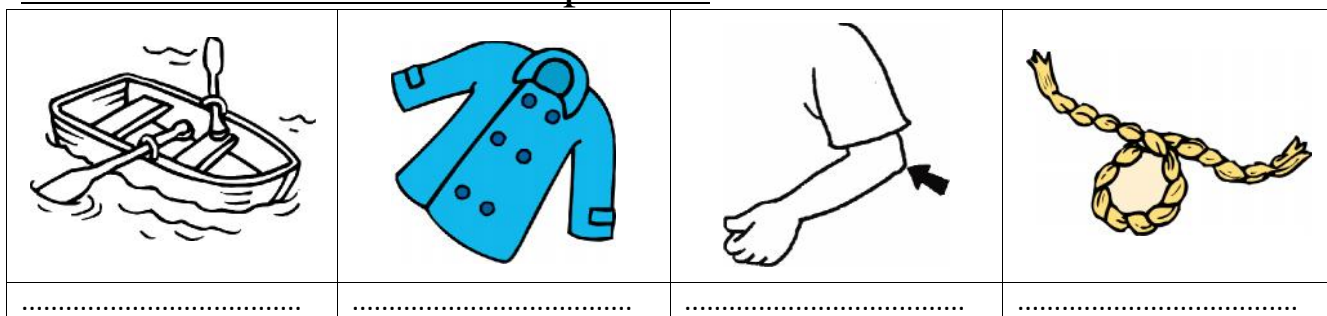
مُلَاحَظَة، نَوْتَة



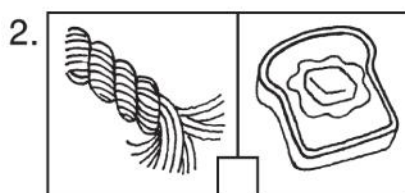
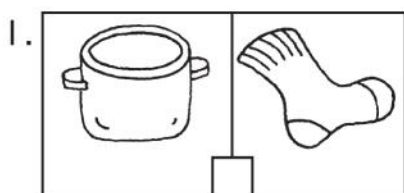
Additional Exercises



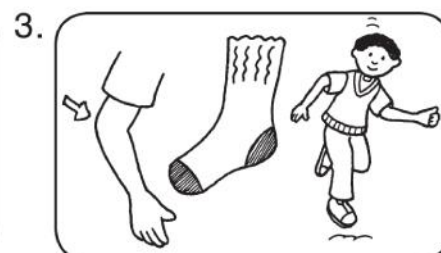


Write the words under each picture:




A. Do they both have the same vowel sound? Write ✓ or X.



B. Which picture has a different vowel sound? Write X.



C. Does it have short o or long o? Look and write.



short o

sock

long o

A) Listen and circle.



short o
long o



short o
long o



short o
long o



short o
long o

1. snow, snow
3. frog, frog

2. coat, coat
4. clock, clock

B) Read the words .

1.

cot
coat
got
goat

2.

rod
road
Todd
toad

3.

hop
hope
mop
mope

4.

not
note
tot
tote

C) Listen and point.

Students listen and point to the words they hear.

Todd, / t / - / d / - / d /, Todd

hope, / h / - / ə / - / p /, hope

goat, / g / - / ə / - / t /, goat

not, / n / - / d / - / t /, not

road, / r / - / ə / - / d /, road

mop, / m / - / d / - / p /, mop

tot, / t / - / d / - / t /, tot

coat, / k / - / ə / - / t /, coat

E- Listen and circle.

1.joke 2.cot 3.sock 4.robe 5.cop

1. jog
jock
joke

2. cot
code
coat

3. sock
sob
soak

4. rob
robe
rope

5. cob
cop
cope



Unit 12 Test

A. Listen and write.

1. _____ the cake, please. 2. _____ one?
3. The _____ cake. 4. Here. _____ yourself.
5. _____

1.coat 2.jog 3.note
4.hop 5.road 6.goat

B. Listen and circle.


1. cot coat 2. jog joke 3. not note
4. hop hope 5. rod road 6. got goat


C. Look and write.



1. _____ 2. _____
3. _____ 4. _____
5. _____ 6. _____

D. Look and write.





1.  She _____

2.  He _____

✂ Test on the Unit 12

A) Listening (10 Marks)

[1] Listen and number the pictures: (6M)

			
[.....]	[.....]	[.....]	[.....]

[2] Listen and fill in the gaps: (4M)

A : the cake, please.

B : Which?

A : The chocolate cake.

B) Reading (10 Marks)

[3] Read and match A with B: (6M)

{ A }	{ B }
1] Thanks. •	• Yes, I do.
2] Hey! That's mine. •	• football.
3] She doesn't like •	• in the water.
4] Do you like fish? •	• This man is hungry.
5] This boy is playing •	• rice.
6] Look there's a boat •	• Oops! Sorry.
	• You are welcome.

[4] Look and circle the correct number: (4M)

30 thirty twenty tent	40 fifty forty sixty	50 fifty four five	10 twelve ten three
------------------------------------	-----------------------------------	---------------------------------	----------------------------------

C) Writing (10 Marks)

[5] Write in capital letters: (2M)

sandwich


chocolate

[6] Look and write: (4M)



{ 1 } What do you like?

.....
.....




{ 3 } What does he like?

.....
.....

[7] Look and write: (4M)



.....
.....



.....
.....

Review on Unit 12

Food	water
chicken	food
cheese	juice عَصِير، شَرَاب
salad	picnic نَزْهَة
fruit هَـة	blanket بَطَانِيَّة
bread	apples
rice	grapes
fish	bananas
Nouns	popcorn لـ
boy	Short " o "
football	hop لـ لـ
chocolate	pot
cake كيك ، تورتة	sock
mother	frog
man	clock
woman	fox
sandwich ساندويتش	ox
boat	box



Long " o " (o_e, ow , oa)	Verbs	
elbow	pass	يُ
rope	play	يلعب
toast	want	يريد
snow	ask	يسأل
coat	give	يُعطي
boat	look	ينظر إلي
window	eat	يأكل
home مسكن، بيت، دار	like	يحب

Read and Learn

1] Pass the cake, please.	✍️ ناوليني الكيكة (الكعكة / التورتة) من فضلك.
2] Which one?	✍️ أي واحدة ؟
3] The chocolate cake.	✍️ كيكة الشوكولاتة / تورتة الشوكولاتة.
4] Here. Help yourself.	✍️ ها هي. تفضل.
5] Thank you very much.	✍️ ألف شكر. ، شكراً جزيلاً لك.
6] You are welcome.	✍️ عفوًا، لا شكر على واجب ، العفو ، تحت أمرك ، على الرحب والسعة.
7] This boy is playing football.	✍️ يلعب هذا الولد كرة القدم.
8] I like (chicken, cheese, salad, fruit, bread, rice)	✍️ (أنا) أحب (الدجاج ، الجبن ، السلطة ، الفاكهة ، الخبز ، الأرز) .
9] I don't like (chicken, cheese, salad, fruit, bread, rice)	✍️ (أنا) لا أحب (الدجاج ، الجبن ، السلطة ، الفاكهة ، الخبز ، الأرز) .

Phonics Vocabulary

Read the words. (short and long o)

cot	tote
coat	jog رَكْضَ، اِهْتَزَّ
got	jock رِيَاضِيّ
goat	joke
rod	code
road طريق، سِجَّة	socks
Todd ()	sob شَهيق
toad غُلْجُوم، ضفدع الطين	soak
hop يه يه	rob يه يه
hope	robe
mop	rope
mope	cop
not غَيْر، لا، مَا، لَمْ	cob ذَكَر الأَوْز، فَرَس قَصِير
note	cope
tot	boat

Some words have short and long vowels: hope, toast, pot, mod, hot, loan, bog, note, fog, boat, row, dot, jot, lone, row, top, moat, sock, mole, pot, soap, lot



Word Time

chicken

cheese

salad

fruit

bread

rice



chicken **cheese** **salad**

fruit **bread** **rice**

Table of Contents

Syllabus		Page
Unit 7 :	In The Department Store	3
Unit 8 :	In a Messy Classroom	22
Unit 9 :	In The Shop	40
Unit 10 :	At The Clinic	59
Unit 11 :	At Home With Kareem	78
Unit 12 :	On A Picnic	97

[Go to First Page](#)