



**My
Friend
Journey**

Journey Connect Plus



**2nd
Primary**

First Term

Hany Mohamed

Fatma Abu-Al Naga

Contents

Units

Page

Let's remember!

Who am I ?

Unit 1 : Ready, get set, go!

Unit 2 : Let's get fit.

Unit 3 : A day in my life.

Review (1)

The world around me

Unit 4 : Into space.

88

Unit 5 : A boat trip.

116

Unit 6 : Monuments.

Review (2)

150

The Gingerbread Man

160

Parent's guide



Introduction to the Guide

This Parent's Guide: is carefully designed to develop the child's language skills (listening, speaking, reading and writing) through fun activities, songs and simple mini-dialogues. It aims to provide first primary students with the tools they need to develop their knowledge and practise of the English language through understanding of themselves and the environment around them.

هذا الدليل صُمم بعناية ودقة لتنمية مهارات الطفل اللغوية (الاستماع، التحدث، القراءة والكتابة) من خلال أنشطة مريحة وأغاني وحوارات صغيرة مبسطة. يهدف إلى إمداد تلاميذ الصف الأول الابتدائي بالأدوات التي يحتاجونها لتطوير معرفتهم وممارسة اللغة الإنجليزية من خلال فهمهم لأنفسهم والبيئة المحيطة بهم، ليس بديلاً عن الكتاب المدرسي ولكنه مصاحب له.

The aim of the guide

This Parent's Guide: includes values such as: honesty, cooperation, politeness, respect and independence within different activities, photos and songs.

هذا الدليل يحتوى على بعض القيم مثل: الصدق، التعاون، الأدب، الاحترام والاستقلال عن طريق أنشطة وأغاني وصور مختلفة.

This Parent's Guide: developed life skills, such as participation , communication, creativity, critical thinking, problem solving and pair work through different activities and projects.

يهدف إلى تطوير المهارات الحياتية مثل: المشاركة، التواصل، الإبداع، التفكير النقدي، حل المشكلات والعمل الثنائي والجماعي من خلال أنشطة ومشروعات مختلفة.

Philosophy Guide

- Activities on vocabulary, language functions and phonics, including listening, speaking, reading, tracing, matching, coloring and writing tasks.
 - أنشطة تشمل على المفردات اللغوية، الوظائف اللغوية، الصوتيات والتي تشمل على: الاستماع، التحدث، القراءة، التتبع، التوصيل، التلوين ومهام الكتابة.
- Activities on different life skills, values and issues, including listening, speaking, reading, acting as instructed and drawing tasks.
 - أنشطة في المهارات الحياتية المختلفة، والقيم والقضايا والتي تشمل: الاستماع، التحدث، القراءة، القيام بمهام فنية وتمثيلية موجهة.
- Activities on other curriculum parts, with a focus on Math, Science Art, and Social Studies, including counting, matching, drawing and collecting pictures tasks.
 - أنشطة على أجزاء المناهج الدراسية الأخرى، مع التركيز على الرياضيات، العلوم، الرسم والدراسات الاجتماعية، متضمنة لها العد والتوصيل والرسم وتجميع الصور.

Topics

- | موضوعات الدليل | |
|---------------------|-----------------|
| • Family members | • أفراد الأسرة |
| • Healthy exercises | • تمارين صحية |
| • Different jobs | • وظائف مختلفة |
| • Night and day | • الليل والنهار |
| • Animals | • حيوانات |
| • Monuments | • آثار |



Letters Time



Aa Bb Cc Dd Ee

Ff Gg Hh Ii Jj

Kk Ll Mm Nn Oo

Pp Qq Rr Ss Tt

Uu Vv Ww

Xx Yy Zz



Numbers Time




1 2 3 4 5 6 7 8 9

10 11 12 13 14 15

16 17 18 19 20




Colors Time



brown

بنى



blue

أزرق



red

أحمر



orange

برتقالى



green

أخضر



yellow

أصفر



pink

وردى



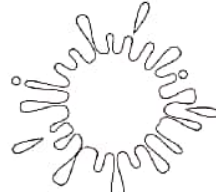
gray

رمادى



purple

بنفسجى



white

أبيض



black

أسود



Let's Remember.



دعنا نتذكر.

Vocabulary



Listen and say.

food



carrot



potato



date



banana



apple



cake

Jobs



engineer



chef



mechanic



dentist

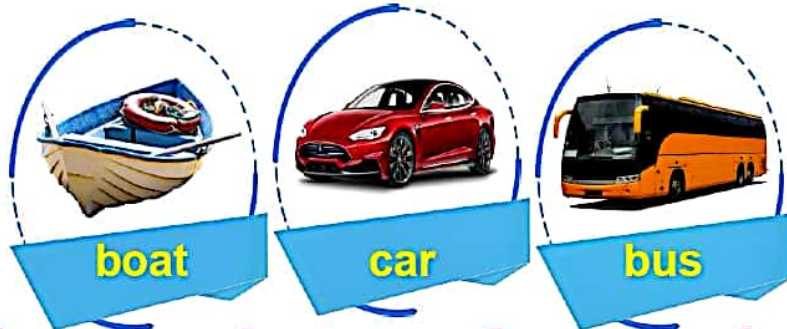



nurse



farmer

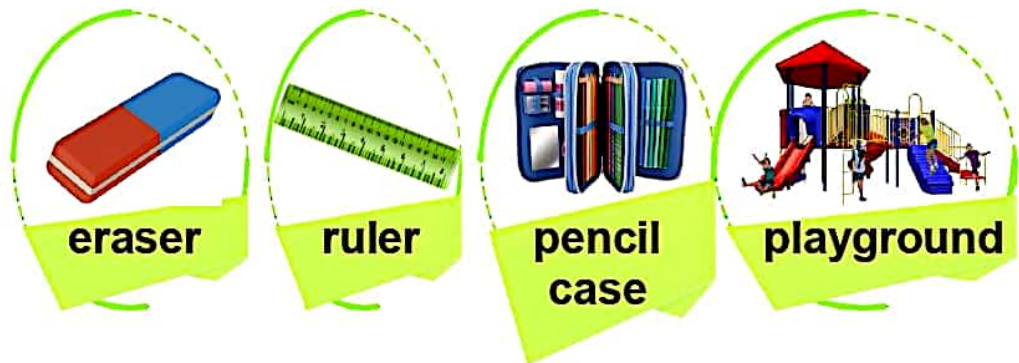
transport




Clothes



School



Sports



Phonics

ir or sh ai oi i-e ch ee



coin



shirt



ship



kite



chair



farmer



cake



tree



rain

Language functions

Can I have?

عند طلب شيء نستخدم:



عند الرد نقول (نعم، اتفضل):
Yes, here you are.

Yes, here you are.
نعم، اتفضل.

Can I have six apples?
هل أستطيع الحصول على 6 تفاحات؟

What's this?

عند السؤال عن شيء لا نعرفه نقول (ما هذا؟):



وعند الرد نقول (إنه يكون):
It's a/ an

What's this?
ما هذه؟

It's a car.
إنها سيارة.

عند السؤال عما نستطيع رؤيته نقول (ماذا تستطيع أن ترى؟):
What can you see?

What can you see?
ماذا تستطيع أن ترى؟



وعند الرد نقول (أستطيع أن أرى):
I can see a/ an

I can see a car.
أستطيع أن أرى سيارة.

عند السؤال عما تحب. تقول: ماذا تحب أن تفعل؟
What do you like doing?

I like riding.
أنا أحب ركوب الدراجة.



وعند الرد تقول: أنا أحب
I like

عند السؤال عن إذا كان لديك أخت - أخ، نقول:
Do you have a sister/ brother?

I have one brother.
أنا لدى أخ واحد.



عند الرد نقول:
**Yes, I have
sisters/ brothers**
نعم , لدى أخت، أخ.
No, I have

عند السؤال عن أين تعيش، تقول: أين تعيش؟
Where do you live?

I live in Alexandria.
أنا أعيش في الإسكندرية.



وعند الرد تقول: أنا أعيش في
I live in

Practice

1 Underline the correct words in brackets:

1. Where do you (**like** - **live** - **do**)?
2. What (**are** - **have** - **can**) you see?
3. Can I (**here** - **have** - **has**) two apples?
4. Can I have an orange? Yes, (**her** - **here** - **hers**) you are.
5. What's (**this** - **those** - **these**)?
6. (**Which** - **What** - **Where**) do you live?
7. (**Does** - **Can** - **Is**) I have an orange?
8. (**What** - **Where** - **Which**) can you see?

2 Read and match.

- | | |
|----------------------------|----------------------------|
| 1. Can I have four apples? | a. It's a chair. |
| 2. What's this? | b. I like swimming. |
| 3. What do you like doing? | c. Yes, here you are. |
| 4. What can you see? | d. No, I have two sisters. |
| 5. Do you have a brother? | e. I can see a lion. |

3 Look and write.



I like



I have bananas.



It's a



These are three

4 Supply the missing letters.



sh_ _t



c_ _n



ra_n_



c_rr_ts



m_ch_nic



er_ _er



d_t_s



f_rm_r



p_ncil c_se

5 Circle the correct word.

1.



ship

chair

chain

2.



train

plane

bus

3.



market

street

school

6 Read and match.

- | | |
|-------------|-------------------|
| 1. Where do | a. can you see? |
| 2. What | b. have a sister? |
| 3. Do you | c. you live? |

7 Read and complete.

painting - Where - old - doing - seven - live

1. How are you?
2. do you live?
3. I in Luxor.
4. I'm
5. What do you like?
6. I like pictures.

8 Circle the words with the same sounds.

1. ship - short - chair
2. make - cake - pear
3. sea - shop - tree
4. cloudy - throw - shout
5. like - ship - bike



Unit (1)

Ready, get set, go!

تجهز، استعد، انطلق!

Vocabulary



Look, listen and read.



أهلاً، هانا!

Hello, Hana!

أهلاً، كيف حالك؟

Hi! How are you?

I'm okay!

أنا بخير.

Yes, it is. Thank you.

نعم، انها لي، شكراً لكى.

هل هذه الكرة ملكك؟

Is this your ball?

See you soon!

أراك قريباً!

Vocabulary

breakfast	فطار
lunch	غداء
go home	يذهب للمنزل
ready	جاهز - مستعد
get set	يتأهب
Hi!	أهلاً، مرحباً!
How are you?	كيف حالك؟
I'm fine.	أنا بخير.

Good evening	مساء الخير
Good night	تصبح على خير
Good morning	صباح الخير
Good afternoon	مساء الخير (بين الظهر والمغرب)
See you soon.	أراك قريباً.
Thank you.	شكراً لك.
Mrs	سيدة - أستاذة



Look, listen and say.

It's 7 am. It's time for school.

Good morning, Hany. How are you?

صباح الخير يا هاني. كيف حالك؟



Good morning, Mrs Sara.

صباح الخير يا أستاذة سارة.

I'm fine. Thank you. أنا بخير. شكراً لك.

عند ثنية شخص في الصباح. إنها السابعة صباحاً.

It's 2:30 pm. It's time to go home.



Good afternoon, Youssef.
How are you?

مساء الخير يا يوسف. كيف حالك؟



Good afternoon, Mrs Mona.

مساء الخير يا أستاذة منى.

I'm fine. Thank you.

أنا بخير، شكراً لك.

عند ختمة شخص وقت الظهيرة إنها الثانية والنصف بعد الظهر

It's 7 pm. Dad has arrived home from work.



Good evening, Hana. How are you?

مساء الخير يا هنا. كيف حالك؟



Good evening, Mr Ahmed.

مساء الخير يا أستاذ أحمد.

I'm fine. Thank you. أنا بخير، شكراً لك.

عند ختمة شخص وقت المساء إنها السابعة مساءً



Look and complete.



Good m _____, Mrs Mona.

Good m _____, Ibrahim.
How are you?

I'm fine, thank you. See you soon.



Good a _____ n, Hana.
How are you?

Good a _____ n.
I'm fine, thank you. See you soon.

See you soon.



Look and complete.

is it - are you - Hello - Is this - soon - okay



_____, Nashwa!



Hi, Mariam. How _____ ?



I'm _____.



_____ your kite?



Yes, _____. Thank you.



See you _____.



language use

I get up at seven o'clock.

أنا أستيقظ في الساعة صباحاً .

I eat my breakfast at half past seven.

أنا أتناول وجبة الإفطار في الساعة والنصف.

**I walk to school with my mom
at eight o'clock.**

أنا أسير إلى المدرسة مع أمي في الثامنة بالضبط.

**I have lunch at one o'clock.
I eat sandwiches and I drink water.**


أنا أتناول الغداء في الواحدة تماماً ظهراً، أتناول سندوتشات
وأشرب ماء .

**I play tennis after school
at half past four.**

أنا ألعب التنس بعد المدرسة في الرابعة والنصف عصراً.

**I go home at half past five.
I ride my bike.**

أنا أذهب إلي المنزل في الخامسة والنصف،
أنا أقود دراجتي.



Grammar

Present Simple

زمن المضارع البسيط

الضمائر	he/ she/ it والاسم المفرد	I/ we/ you/ they والاسم الجمع
Form يتكون من	بإضافة s أو es يضاف للفعل (es) إذا كان الفعل ينتهي بـ (o, x, ss, s, ch, sh)	بدون إضافات (أى في المصدر)
	He gets up early. She gets up early. It gets up early. Ali/ Soha gets up early.	I get up early. We get up early. They get up early. You get up early.
النفى	نستخدم doesn't ويأتي بعدها الفعل في المصدر He doesn't get up early.	نستخدم don't ويأتي بعدها الفعل في المصدر You don't get up early.
السؤال	نبدأ بـ Does...? ويأتي بعدها الفاعل ثم الفعل في المصدر Does he get up early?	- نبدأ بـ Do...? ويأتي بعدها الفاعل ثم الفعل في المصدر Do you get up early?
الإجابة على السؤال	Yes, does. No, doesn't.	Yes, do. No, don't.



Look and read.

I get up at six o'clock. I eat my breakfast at half past six. I walk to school at half past seven. I have lunch at one o'clock. I play tennis at half past four. I go home at half past five.

I'm Amira



Read and put (✓) or (X).

I go home at seven o'clock.

☐

I get up at six o'clock.

☐

I play tennis at half past four.

☐

I eat my breakfast at half past three.

☐

I have lunch at one o'clock.

☐

I walk to school at nine o'clock.

☐

Read and complete with (does - doesn't).

1. Does Amira have breakfast at seven o'clock?

No, she

2. Does She have lunch at one o'clock?

Yes, she

3. Does she play tennis at half past there?

No, she

4. Does she go home at half past five?

Yes, she

Activities

On lessons 1,2,3

1 Look and complete.

fine - it is - are you - Hello - Is this - soon



Hello, Hany!



..... Noha! How



I'm



..... your book?



Yes, Thank you.



See you



2 Read and match.

1. Hello, Wael!

2. How are you?

3. Is this your kite?

4. Where do you live?

a. I live in Giza.

b. Good afternoon.

c. Hi, Youssef.

d. I'm fine.

e. Yes, it is.

3 Underline the correct words in brackets.

1. Do you get (**at** - **up** - **under**) at seven o'clock?
2. (**Bad** - **Good** - **Fast**) morning, Hany!
3. It's 2:30 pm. It's time to (**fly** - **eat** - **go**) home.
4. I eat my breakfast at half (**to** - **past** - **pest**) seven.
5. He (**ride** - **rides** - **riding**) his bike to school.
6. We (**get** - **gets** - **getting**) up at half past six.
7. (**Do** - **Does** - **Doing**) she have breakfast at night o'clock?
8. Does he eat sandwiches at 2:00?
No, he (**do** - **does** - **doesn't**).

4 Supply the missing letters.



m_rn_ng



br__kfast



b_k_



ev_n_ng



aftern__n



w_t_r



l__ch



s_ndw_ch

3 Underline the correct words in brackets.

1. Do you get (**at** - **up** - **under**) at seven o'clock?
2. (**Bad** - **Good** - **Fast**) morning, Hany!
3. It's 2:30 pm. It's time to (**fly** - **eat** - **go**) home.
4. I eat my breakfast at half (**to** - **past** - **pest**) seven.
5. He (**ride** - **rides** - **riding**) his bike to school.
6. We (**get** - **gets** - **getting**) up at half past six.
7. (**Do** - **Does** - **Doing**) she have breakfast at night o'clock?
8. Does he eat sandwiches at 2:00?
No, he (**do** - **does** - **doesn't**).

4 Supply the missing letters.



m_rn_ng



br__kfast



b_k_



ev_n_ng



aftern__n



w_t_r



l__ch



s_ndw_ch

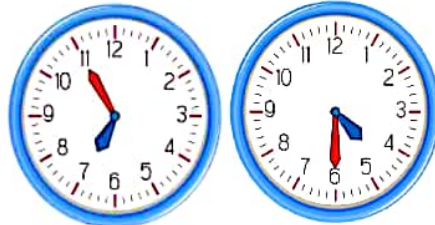
5 Look and circle.

1.



Good morning

2.



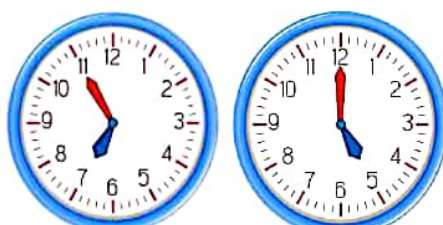
Good afternoon

3.



Good night

4.



Good evening

6 Reading comprehension. Read and mark (✓) or (✗).

Every day, Ahmed gets up at six o'clock. He has breakfast at seven o'clock. He goes to school at eight o'clock. He goes back home at two o'clock. He has dinner at nine o'clock. He goes to bed at ten o'clock.

1. Ahmed gets up at nine o'clock. ()
2. He has breakfast at seven o'clock. ()
3. Ahmed goes back home at two o'clock. ()
4. He goes to bed at ten o'clock. ()

Math

Let's count and tell time.



Look, read and say.

عند السؤال عن الوقت:

What's the time?

ما الساعة؟ ما الوقت؟

عند الرد نقول:

It's

..... انها تكون

It's nine o'clock.

It's half past two.



It's 7 am.



It's 2 pm.



It's 7 pm.



It's 10 pm.

What TIME



Look and say.

What's the time?

It's eight o'clock.



It's two twenty.



.....



.....



.....



.....



.....



.....



Count to one hundred.

10

ten

20

twenty

30

thirty

40

forty

50

fifty

60

sixty

70

seventy

80

eighty

90

ninety

100

hundred

10

20

30

40

50

60

70

80

90

100

Vocabulary



Look, listen and read.

My name is Daila. These are my parents. My mom has curly, brown hair. My dad has short, black hair.



These are my grandparents. My grandma and grandpa have gray hair. My grandpa is tall. My grandma wears glasses.

My grandparents have five grandchildren. I have one brother and one sister. I have two baby cousins!

Vocabulary

parents	الوالدين
magazine	مجلة
curly hair	شعر مجعد
brown	بنى
black	أسود
sister	أخت
brother	أخ

grandparents	الأجداد
grandpa	الجد
grandma	الجدة
grand children	أحفاد
baby	طفل رضيع
cousins	أبناء العم أو الخال أو العمة أو الخالة



Look and write.

These are my



These are my



These are my and



These are my



Look and write Yes or No.

1. Dalia has one sister.
2. She has two cousins.
3. Her parents both have black hair.
4. Her grandad has white hair.
5. Her grandparents have five grandchildren.

☐
☐
☐
☐
☐

Reading and speaking

Present continuous tense.

زمن المضارع المستمر

Subject + (am / is / are) + verb + ing

I

am

v.+ ing

He

She

It

is

v.+ ing

Singular اسم مفرد

We

They

You

are

v.+ ing

Plural اسم جمع

What is he doing?

ماذا هو يفعل؟

He is playing the piano.

هو يعزف البيانو.



What are you doing?

ماذا تفعل؟

I'm reading a book.

أنا أقرأ كتاب.



What are they doing?

ماذا يفعلون؟

They are listening to music.

هم يستمعون إلى الموسيقى .





Look, read and complete.

1. Tarek is his bike.
2. We are in the park.
3. Hoda is the piano.
4. My grandparents are a magazine.
5. My sister is a cake.
6. I am a sandwich.



Look and complete.

1. What are you doing?
I'm a book.
2. What is she doing?
She is to music.
3. What are they doing?
They lunch?
4. What is he doing?
He football.



Story

A game in the park.

Narrator : It's a sunny morning. Amir has a new kite.

Amir : Hello, Fares. Do you want to come to the park?

Fares : Hello, Amir. That's a great idea.

Amir : I have a new kite.

Fares : Let's fly it!



Narrator : Fares and Amir walk to the park with Amir's parents.

Fares : Good morning. How are you?

Mom and Dad : We're fine, thank you, Fares.

Mom : Fares, this is Amir's grandad.

Amir : Hello. It's nice to meet you.

Grandad : It's nice to meet you too, Fares.



Narrator They walk to the park.

Amir : This is a nice place.
Look at my kite.
It's blue and red.

Fares : It's great.

Dad : Let's fly it here.

Fares : It's a windy day now!

Amir : Yes, it is. Look! My kite is flying!

Fares : Let's run, Amir!



Narrator Fares and Amir are running.
The kite is flying in the sky.

Dad : Amir- be careful!
There are two kites.

Fares : Look! It's my cousin Wael!
He has a kite, too!

Wael : Hello Fares. Hello Amir. I
like your kite!

Fares : It's nice to see you Wael.

Wael : We're having a picnic.
Do you want to come with us?

Fares : Yes, please!

and Amir



Narrator So Amir's family and Wael's family all have a
picnic together.

Amir : What a lovely day!

Vocabulary

park	حديقة	windy	عاصف كثير الرياح
sunny	مشمس	careful	حريص
kite	طائرة ورقية	picnic	نزهة خلوية
grandad	جد	together	معاً
butterfly	فراشة	lovely	جميل
scissors	مقص	birthday	عيد ميلاد
special	مخصوص	meal	وجبة
cookies	بسكويت	color	لون



Read and write (T) True or (F) False.

1. Amir has a new bike. ☐
2. Amir and Fares want to go to the park. ☐
3. Amir's parents drive to the park. ☐
4. Fares meets Amir's grandad. ☐
5. Amir's kite is green and white. ☐
6. It's a cloudy and rainy day. ☐
7. Fares and Amir are running. ☐
8. Wael doesn't have a bike. ☐
9. Amir's family and Wael's family have a picnic. ☐



Look and complete.

A__ B__ C__ D__
E__ F__ G__ H__
I__ J__ K__ L__
M__ N__ O__ P__
Q__ R__ S__ T__
U__ V__ W__ X__ Y__ Z__

__a __b __c __d
__e __f __g __h
__i __j __k __l
__m __n __o __p
__q __r __s __t
__u __v __w __x __y __z

Math: Number time



Look and match.

thirty-seven

fifty-six

seventy-four

56

88

forty-three

37

99

ninety-nine

74

61

one hundred

100

eighty-eight

15

43

22

fifteen

twenty-two

sixty-one



Look and write.

thirty-six =

fifty-six =

ninety-nine =

twenty-eight =

sixty-one =

one hundred =

thirty-five =

ninety-three =

forty-nine =

eighty-six =

fifty-seven =

thirteen =

21 =

36 =

75 =

82 =

59 =

43 =

81 =

90 =

Social Science

All families are different



Look, listen and read.

1. I have a big family. I live with my mom, my dad, and my grandparents. I have two sisters and a brother.



2. I have a small family. I live with my mom, my dad and my baby sister. My grandparents live in a different city. We visit them every month.



All families are different

1. These baby birds live in a **nest**. Their mom and dad **feed** them.
2. These baby lions are called **cubs**. They live in a group called a **pride**. Lots of lion families live together.
3. This is a baby elephant. It is big! It lives in a herd with lots of other elephants.



Vocabulary

butterfly	فراشة
nest	عش
cub	شبل (ابن الأسد)
pride	قطيع من الأسود
special	مخصوص
cookies	بسكويت
scissors	مقص

together	معاً
lovely	جميل
feed	يُطعم
herd	قطيع من الأفيال
birthday	عيد ميلاد
meal	وجبة
color	لون



Look, write and complete.

I'm Seif. This is my f_____.

I have two s_____

and a baby b_____.

I live with my m_____, d_____

and my g_____.



Look and complete.

1. Lions lives in a group called

Baby lions are called

2. Baby live in a

Their mom and dad feed them.

3. Elephants live in a group called

a baby are big!



Life skills

عند تقديم عرض لشخص، نقول:

Would you like?

وعند الرد نقول:

Yes, please. نعم، من فضلك.



Would you like a drink?

هل تريد مشروب؟

Yes, please.



Listen and read.

It's my Grandma's birthday today. My family is having a special meal. My cousins are at our house. I'm helping my mom with the food and drink. My sister wants cake. My cousin would like an ice-cream. I would like some cookies.



Activities

On lessons 4,5,6

1 Underline the correct words in brackets.

1. Tamer is (**eating** - riding - reading) his bike.
2. Ali is playing the (**piano** - breakfast - lunch).
3. What is she (**do** - does - doing)?
4. I'm (**eating** - listening - reading) to music.
5. What (**is** - has - can) he doing?
6. Lions live in a group called a (**cub** - pride - nest).
7. Baby birds live in a (**test** - vest - nest).
8. Elephants live in a group called a (**hard** - herd - hut).
9. I (**have** - walk - read) dinner at seven o'clock.
10. I read my (**dinner** - book - tennis) at one o'clock.

2 Read and complete.

is - am - are - having - listening - playing

1. They football.
2. I breakfast with my family.
3. Omar to music.

3 Rearrange.

1. is - What - she - doing?
2. riding - Tarek - bike - his - is.
3. like - Would - a drink - you?

4. is - This - elephant - a baby.

5. family - big - have - a - I .

4 Read and match.

1. What is he doing?

2. What are you doing?

3. What is she doing?

4. What are they doing?

a. I am reading a story.

b. They are eating lunch.

c. He is playing football.

d. She is listening to music.

e. I am fine.

5 Look and circle.

1.



These are my

2.



Dalia has one

3.



They are listening to

4.



He is eating a

6 Supply the missing letters.



p_____



r_____



p_____



br_t_er



c_rly h_ir



s__ny

7 Read and match.

1. He goes

a. bed.

2. He has

b. up.

3. He goes to

c. to school.

4. He gets

d. feed.

e. breakfast.

8 Circle the upper case letters.

t m Q a P d j Y W o g T

N R m b S n O p Z A D I