

Multiplication table 2

Mady By: Walid Ismail


Fill in the blanks to describe the model.



There are groups of dots.

There are dots in each group.


Fill in the blanks to describe the model.



There are groups of dots.

There are dots in each group.

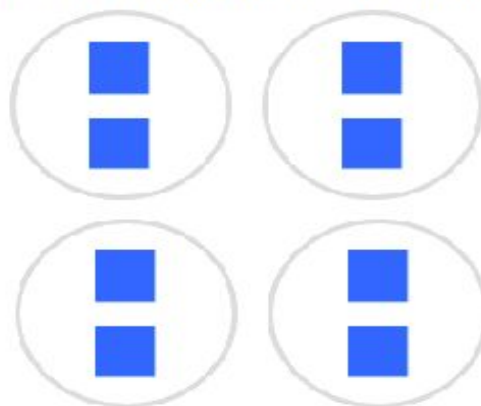
Fill in the blanks to describe the model.



There are groups of dots.

There are dots in each group.


Fill in the blanks to describe the model.



There are groups of squares.

There are squares in each group.


Fill in the blanks to describe the model.



There are groups of dots.

There are dots in each group.

Fill in the blanks to describe the model.




There are groups of dots.

There are dots in each group.

Multiplication table 2

Mady By: Walid Ismail

Fill in the blanks to describe the model.



There are groups of dots.

There are dots in each group.


Fill in the blanks to describe the model.



There are groups of dots.

There are dots in each group.


Fill in the blanks to describe the model.



There are groups of dots.


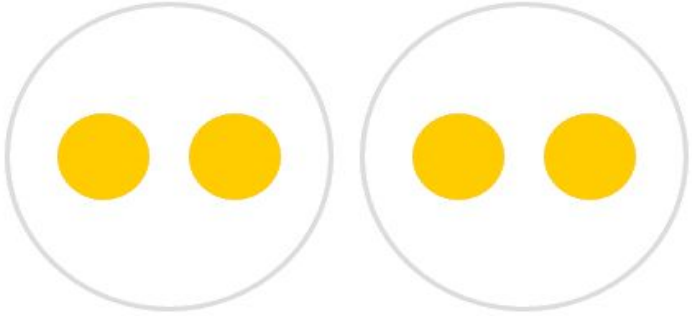

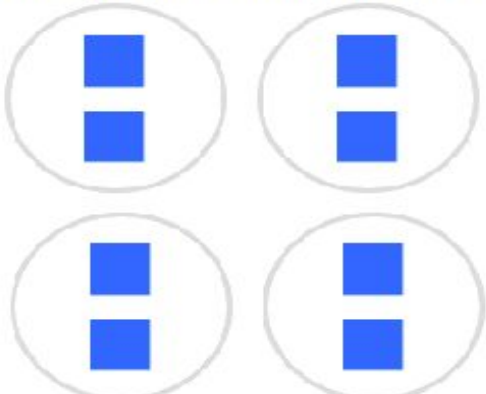


There are dots in each group.

Fill in the blanks to describe the model.



There are groups of dots.


There are dots in each group.

<p>Which expression describes the model?</p>  <div data-bbox="129 571 311 667"> 1×2 </div> <div data-bbox="339 571 521 667"> 2×2 </div> <div data-bbox="555 571 737 667"> 3×2 </div>	<p>Which expression describes the model?</p>  <div data-bbox="885 593 1067 672"> 1×2 </div> <div data-bbox="1069 593 1251 672"> 2×2 </div> <div data-bbox="1252 593 1434 672"> 3×2 </div>
<p>Which expression describes the model?</p>  <div data-bbox="119 1120 311 1220"> 1×2 </div> <div data-bbox="339 1120 531 1220"> 2×2 </div> <div data-bbox="564 1120 756 1220"> 3×2 </div>	<p>Which expression describes the model?</p>  <div data-bbox="826 1220 1018 1317"> 2×2 </div> <div data-bbox="1053 1220 1244 1317"> 3×2 </div> <div data-bbox="1279 1220 1471 1317"> 4×2 </div>
<p>Which expression describes the model?</p>  <div data-bbox="119 1915 311 2016"> 4×2 </div> <div data-bbox="339 1915 531 2016"> 5×2 </div> <div data-bbox="564 1915 756 2016"> 6×2 </div>	<p>Which expression describes the model?</p>  <div data-bbox="842 1904 1034 2004"> 5×2 </div> <div data-bbox="1061 1904 1252 2004"> 6×2 </div> <div data-bbox="1289 1904 1481 2004"> 7×2 </div>

Multiplication table 2

Mady By: Walid Ismail

Which expression describes the model?



5×2

6×2

7×2

8×2

Which expression describes the model?




5×2

6×2

7×2

8×2

Which expression describes the model?




7×2

8×2

9×2

10×2

Which expression describes the model?



7×2

8×2

9×2

10×2