

KIDS ZONE

مستر عبدالرحمن محمد

WALEID

a

b

c

d

e

f

g

h

i



Kids zone



MR WALEID



Unit (1)

At home with Mona



How old are you?



I'm ten. How old are you?



I'm six.



كم عمرك ؟



عشر سنوات .. كم عمرك ؟



ست سنوات

How old are you ?

1. How old are you ?	كم عمرك ؟
2. I am ten .	أنا عندي 10 سنين .
3. I am six .	أنا عندي 6 سنين
4. See you tomorrow .	أراك غداً
5. Bye-bye	مع السلامة

5

I'm **five**

I'm



I'm



I'm

I'm **five**

I'm



I'm



I'm



I'm

How old are you?

I'm



I'm **ten**



I'm



I'm



I'm



I'm



ضمائر الفاعل

Subject pronouns



I



أنا

He



هو

She



هي

It



هو - هي

غير عاقل

We



نحن

You



أنت

You



أنتم

They



هم

I am

أنا أكون

he is

هو يكون

she is

هي تكون

Muhammad is my father


He is my father

الضمائر

تستخدم الضمائر في كل اللغات كبديل عن الاسم يعنى ممكن أقول :
محمد أبى ... وممكن أقول : هو أبى

وكمان بنستخدمها علشان مش نكرر الاسم وكمان لو مش نعرف
اسم الشخص اللي بنتكلم عنه زى مثلا لو لقينا ولد مؤدب
بيذاكر دروسه ومش بيتخايق ولا يزعل مامته وباباه ولا بيشتم زميله
ولا بيتخايق معاهم بنقول هو ولد مؤدب وشاطر

my




father

My father

أب

أبى


my



mother

أم

أمى



أخى

تذكر

he is

هو يكون

she is

هى تكون






أختى

جدتى

جدى



هو يكون أبى



He is my father

هى تكون أمى



She is



هو يكون أخى



.....

هى تكون أختى



.....



تُستخدم للسؤال عن الأشخاص

Who is he ?

من هو ؟

Who is she ?

من هى ؟



He is = he's

She is = she's

Who's

he?

she?

He's my father.

She's my mother.

Who is he ?




He is my father.

Who's he ?




He's my father.

Who is she ?



She is my mother.

Who's she ?




She's my mother.

Who's he ?



He's my father.

Who's she ?



She's my mother.

father	mother	brother	sister	grandfather	grandmother



Phonics time



Jj



jacket



jam



jet

Yy



yellow



yogurt




yo-yo

jacket	jam	jet	yellow	yogurt	Yo-yo

He or she ?



he





General test



Listen and number the pictures

1- father

2- jet

3- sister

4- jacket

5- yellow

6- mother

7-brother


8- yo-yo

9- jam

10- yogurt

11- grandmother

12- grandfather



– Listen and fill the gaps :-

How are you?

I am

– Listen and fill the gaps :-

who he?

..... is my father.

– Read and match (A) with (B) :-

(A)		(B)	
1	He is my	a-	name?
2	She is my	b-	tomorrow.
3	What's your?	c-	book.
4	How old?	d-	mother.
5	See you	e-	father.
1 () 2 () 3 () 4 () 5 ()		f-	are you ?



Choose the right answer

1.	How old You ?									
a.	is		b.	are		c.	am			
2. is my mother.									
a.	He			b.	She			c.	They	
3.	He is my									
a.	grandmother			b.	sister			c.	father	
4.	I six									
a.	am			b.	is			c.	are	
5.	How old are?									
a.	he			b.	she			c.	you	
6.	She is my									
a.	brother			b.	mother			c.	father	
7.	He is brother.									
a.	me			b.	I			c.	my	
8.	Who is?									
a.	he			b.	we			c.	they	
9. he?									
a	who			b	Who's			c.	whose	
10. Old are you?									
a	What			b	Who			c.	How	



Look at the pictures and unscramble the words

<p>1</p> <p>ersist</p> <p></p>	<p>2</p> <p>ejt</p> <p></p>	<p>3</p> <p>therbor</p> <p></p>	<p>4</p> <p>tejcatk</p> <p></p>	<p>5</p> <p>woleyl</p> <p></p>
<p>6</p> <p>rtuoyg</p> <p></p>	<p>7</p> <p>rehtom</p> <p></p>	<p>8</p> <p>maj</p> <p></p>	<p>9</p> <p>oy-oy</p> <p></p>	<p>10</p> <p>erthaf</p> <p></p>




Look and write a sentence under each picture



It is a jacket.



He is my father.



- Punctuate the following sentences :-

1. he is my brother

.....

2. how old are you

.....

3. i am ten

.....

4. what's your name

.....

- Copy the following: -

1. How old are you?

.....

2. She's my mother.

.....

3. He's my father.

.....

Unit (2)

In the classroom



Is today Monday?



No, it's Tuesday.



Yay! My birthday is on Wednesday!



Cool!



هل اليوم هو الإثنين ؟



لا , إنه الثلاثاء .



عيد ميلادى يوم الأربعاء



جميل

Days of the week أيام الأسبوع

Saturday	السبت	Wednesday	الأربعاء
Sunday	الأحد	Thursday	الخميس
Monday	الاثنين	Friday	الجمعة
Tuesday	الثلاثاء	week	أسبوع

تبدأ أيام الأسبوع بحرف كبير (كابيتال)

- Saturday
- Sunday
- Monday

يأتى حرف الجر on قبل أيام الأسبوع

- On Saturday
- On Sunday
- On Monday

1. Who's she?
She's my



2. Who's he?
He's



3. Who's she?




Days of the week



Saturday



Sunday



Monday



Tuesday

Saturday



Wednesday



Thursday



Friday

**TRUE OR FALSE?**

1. A week has seven days.
2. One day has twenty five hours.
3. The week starts on Tuesday.
4. The week finishes on Saturday.
5. Three days have 72 hours.

- 1- THE FIRST DAY OF THE WEEK IS.....
- 2- THE SECOND DAY OF THE WEEK IS
- 3- THE THIRD DAY OF THE WEEK IS
- 4- THE FOURTH DAY OF THE WEEK IS.....
- 5- THE FIFTH DAY OF THE WEEK IS.....
- 6- THE SIXTH DAY OF THE WEEK IS.....
- 7- THE SEVENTH DAY OF THE WEEK IS.....



Look at the chart and write the days of the week in the correct order.

Saturday Tuesday
Sunday
Thursday Wednesday
Monday Friday

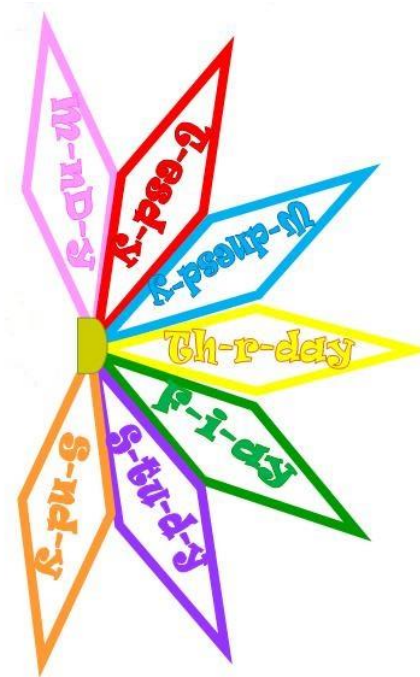

1	
2	
3	
4	
5	
6	
7	

Find the days of the week in the word search.



N	N	A	A	A	N	W	U	Y
S	F	H	O	E	E	E	S	Y
Y	S	A	T	U	R	D	A	Y
A	A	F	Y	A	D	N	O	M
A	Y	Y	A	D	S	E	U	T
D	Y	A	D	N	U	S	D	R
U	T	H	U	R	S	D	A	Y
S	A	F	R	I	D	A	Y	O
D	U	Y	T	Y	Y	Y	F	R

Look at the pictures and unscramble the words



Yesterday and tomorrow

Yesterday	Today	tomorrow
	Wednesday	
	Friday	
	Sunday	
	Saturday	
	Tuesday	
	Thursday	
	Monday	



Word time



write



talk



draw



read



sleep



eat

write	talk	draw	read	sleep	eat



I am
he is
she is
it is
we are
you are
they are



I am not
he is not
she is not
it is not
we are not
you are not
they are not

AFFIRMATIVE

I am ⇒ I'm
You ____ ⇒ You're
she ____ ⇒ ____
He ____ ⇒ ____
It ____ ⇒ ____
We ____ ⇒ ____
You ____ ⇒ ____
They ____ ⇒ ____

NEGATIVE

I am not ⇒ ____
You ____ ⇒ You aren't
she ____ ⇒ ____
He ____ ⇒ ____
It ____ ⇒ ____
We ____ ⇒ ____
You ____ ⇒ ____
They ____ ⇒ ____

Present Continuous



USE: We use **Present Continuous** to talk about actions happening at the moment of speaking.

-Every present continuous verb finishes with **-ing**, but there are exceptions:
-If they finish with **-e**, we remove the **-e** and we add **-ing**. Ex. write= writing

يستخدم المضارع المستمر للتعبير عن حدث يحدث أثناء وقت الكلام

eat **eating**

talk

write

draw

read

sleep

Positive Sentences (✓)

I	am	reading
He She It	is	sleeping talking writing
We You They	are	eating drawing



Negative Sentences (X)

I	am not	reading
He She It	is not	sleeping talking writing
We You They	are not	eating drawing



- He **is** drawing.



-She _____



-I _____



Practice time



✓

- He _____



X

-She _____



✓

-I _____



X

- He _____



✓

-She _____



X

-I _____



✓

- He _____



X

-She _____



✓

-I _____



X

- He _____



✓

-She _____



X

-I _____



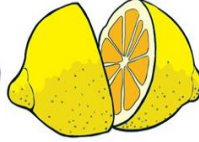
Phonics time


L l


lamb



leg



lemon

R r


rabbit



red



run

lamb	leg	lemon	rabbit	red	run



Choose the right answer

He is (eat - eating).

They (am - is - are) talking.

(I - He - You) am writing.

My mother (am - is - are) reading.

Samy is (sleeping - sleep)

She is (drawing - draw).

He (am - is - are) eating.

(I - He - You) are writing.

My father (am - is - are) reading.

she is (sleep - sleeping)



General test



Listen and number the pictures

1- rabbit

2- lamb

3- talk

4- run

5- lemon

6- sleep

7- red

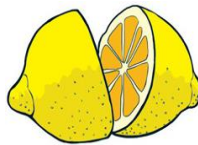
8- read

9- eat

10- draw

11- leg

12- write



- Listen and fill the gaps :-

Is monday?

No, Tuesday.

- Listen and fill the gaps :-

My birthday is Wednesday.

.....

– Read and match (A) with (B) :-

(A)		(B)	
1	My birthday is	a-	name?
2	She	b-	Monday ?
3	You	c-	drawing.
4	Is today	d-	are writing
5	I'm	e-	is sleeping.
1 () 2 () 3 () 4 () 5 ()		f-	name ?



Choose the right answer

1. is he ? - He is my brother .				
a.	what	b.	how	c.	who
2.	My birthday is Wednesday.				
a.	in	b.	on	c.	at
3.	You are				
a.	talking	b.	talks	c.	talk
4.	I can ride a				
a.	kite	b.	bike	c.	like
5.	My Is on Wednesday.				
a.	today	b.	Sunday	c.	birthday
6. you tomorrow.				
a.	see	b.	sea	c.	give
7.	I'm reading . I'm eating.				
a.	hot	b.	not	c.	pot
8. is drawing.				
a.	I	b.	You	c.	He
9.	My birthday On Wednesday.				
a	am	b	is	c.	are
10. Old are you?				
a	What	b	Who	c.	How



Look at the pictures and unscramble the words

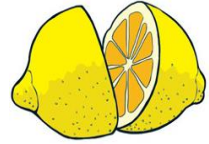
1 itbarb <input type="text"/>	2 eitwr <input type="text"/>	3 omenl <input type="text"/>	4 elg <input type="text"/>	5 ward <input type="text"/>
6 lkat <input type="text"/>	7 mbal <input type="text"/>	8 dear <input type="text"/>	9 psele <input type="text"/>	10 tea <input type="text"/>



Look and write a sentence under each picture







– Punctuate the following sentences :-

1. my birthday is on Wednesday

.....

2. is today Friday

.....

3. how old are you

.....

4. he is not sleeping

.....

– Copy the following: -

1. Is today Tuesday?

.....

2. He's my father.

.....

3. My birthday is on Monday.

.....

Unit (3)

At a birthday party



This is for you.

Happy birthday!

Thanks.

You're welcome.

Open it.

هذه من أجلك .

عيد ميلاد سعيد .

شكراً

على الراحب .. إفتحها

1 عند تقديم هدية لشخص ما نقول :

This is for you.

2 للتهنئة بعيد الميلاد نقول :

Happy birthday

3 للإعراب عن الشكر و الامتنان نقول :

Thanks.

4 للرد على عبارات الشكر نقول :

You're welcome.



Word time



cry



sing



shout



run



laugh



walk

cry	sing	shout	run	laugh	walk



Verbs ending in **consonant-vowel-consonant** double it before adding **-ing**, but the accent has to fall in the last syllable.
Ex. run= running

eat **eating**

talk

write

draw

read

sleep



cry

sing

shout

run

laugh

walk

Positive Sentences (✓)

I	am	crying
He She It	is	singing shouting running
We You They	are	laughing walking



Negative Sentences (X)

I	am not	crying
He She It	is not	singing shouting running
We You They	are not	laughing walking

Look and repeat

1



You're singing.

2



X

They aren't running.

3



We're laughing.

4



X

We aren't crying.

5



They're shouting.

6



X

You aren't walking.

Practice time



1



✓

You

2



X

They

3



✓

We

4



X

We

5



✓

They

6



X

You

7



✓

You

8



X

They

9



✓

We

10



X

We

11



✓

They

12



X

You



Phonics time



cat



queen



duck



box

cat	queen	duck	box

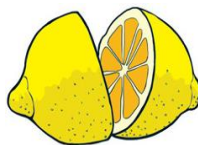



General test



Listen and number the pictures

- 1- box
- 2- lamb
- 3- shout
- 4- cat
- 5- lemon
- 6- cry
- 7- queen
- 8- sing
- 9- duck
- 10- laugh
- 11- run
- 12- walk



– Listen and fill the gaps :-

This is You.

..... birthday.

– Listen and fill the gaps :-

.....

You're welcome. it.

– Read and match (A) with (B) :-

(A)		(B)	
1	This is	a-	birthday.
2	You're	b-	Monday ?
3	happy	c-	crying.
4	Is today	d-	for you.
5	You're	e-	welcome.
1 () 2 () 3 () 4 () 5 ()		f-	name ?



Choose the right answer

1.	This is you.						
a.	in		b.	for		c.	four
2.	Open						
a.	he		b.	she		c.	it
3.	You are						
a.	walking		b.	walks		c.	walk
4.	They running.						
a.	am		b.	is		c.	are
5.	My Is on Wednesday.						
a.	today		b.	Sunday		c.	birthday
6.	You are shouting. aren't singing.						
a.	you		b.	she		c.	he
7.	You welcome						
a.	'm		b.	's		c.	're
8. walking						
a.	we		b.	They're		c.	you
9.	happy						
a	Sunday		b	birthday		c.	Monday
10.	they're singing 'r not shouting.						
a	They		b	He		c.	She



Look at the pictures and unscramble the words

<p>1</p> <p>ycr</p> <p></p>	<p>2</p> <p>enequ</p> <p></p>	<p>3</p> <p>ings</p> <p></p>	<p>4</p> <p>nur</p> <p></p>	<p>5</p> <p>kucd</p> <p></p>
<p>6</p> <p>tac</p> <p></p>	<p>7</p> <p>oxb</p> <p></p>	<p>8</p> <p>toush</p> <p></p>	<p>9</p> <p>lkaw</p> <p></p>	<p>10</p> <p>ghual</p> <p></p>



Look and write a sentence under each picture





– Punctuate the following sentences :-

1. they aren't crying

.....

2. is today wednesday

.....

3. how old are you

.....

4. i am sleeping

.....

– Copy the following: -

1. This is for you.

.....

2. You're welcome.

.....

3. Happy birthday.

.....

Unit (4)

At the shop window



Hello?



Hello. May I speak to Hisham, please?



Sure. Hold on.



No problem.



مرحباً ؟



مرحباً. هل أستطيع التحدث إلى هشام من فضلك ؟



بالتأكيد .. انتظري !






لا مشكلة .




New words

الكلمة	معناها	الكلمة	معناها
hello	أهلاً - مرحباً	sure	بالتأكيد
May I ?	هل يمكننى ؟	hold on	انتظر
speak	يتحدث	No problem	لا مشكلة - مفيش مشكلة
please	من فضلك - لو سمحت		

hello	May	speak	please	sure	hold on	No problem






1 للرد على التليفون أو بدء حوار




hello

2 لطلب التحدث إلى شخص ما




May I speak to ... please?

3 لطلب الانتظار دقائق قليلة






hold on

4 للرد :



No problem

talk, draw, read, sleep, eat, cry, sing, shout, run, laugh, write, walk

There are 12 verbs in the circle. Find them and write them down.

Word time



get dressed



eat breakfast



Walk to school



Study English



Watch TV





take a shower

Match and write the words under the pictures. Follow the example:

1. get
2. eat
3. study
4. watch
5. take
6. walk

	TV
	a shower
	to school
	English
1	dressed
	breakfast



Grammar time



Positive Sentences (✓)

I	am	
He		
She	is	
It		
We		
You	are	
They		
eating		



Negative Sentences (X)

I	am not	
He		
She	is not	
It		
We		
You	are not	
They		
eating		



Questions (?)

Am	I	
	He	
Is	She	
	It	
	We	
Are	You	
	They	
eating?		

get **getting**

eat

walk

study

watch

take



getting dressed



..... breakfast



..... to school



..... English



..... TV



..... a shower



I am ⇒ I'm
 You ⇒ You're
 she ⇒
 He ⇒
 It ⇒
 We ⇒
 You ⇒
 They ⇒



I am studying English

Practice time



What	
is	are
he	you
she	they
it	
doing ?	



he	you
she	they
it	
is	are
getting dressed	Walking to school
eating breakfast	Studying English
watching TV	taking a shower

1

What is he doing?



He is getting dressed.

2

What's she doing?



She is walking to school.

3

What are you doing ?



I am

4

What are they doing?



They are

1

What are they doing?



2

What's he doing?



3

What's it doing ?



4

What's she doing?



5

What are they doing?



6

What are you doing?



7

What's she doing?



8

What's he doing?





Phonics time



May



rain



cake



play



paint



lake

May	rain	cake	play	paint	lake



day

pay

ray

say




laid

maid

paid

raid



fame

game

name

same



date

gate

late

rate



General test



Listen and number the pictures

- 1- lake
- 2- paint
- 3- study English
- 4- cake
- 5- eat breakfast
- 6- take a shower
- 7- get dressed
- 8- may
- 9- walk to school
- 10- play
- 11- rain
- 12- watch TV



– Listen and fill the gaps :-

	Hello I speak to Hisham please?
 hold on.
 problem.

– Read and match (A) with (B) :-

(A)		(B)	
1	What is	a-	on.
2	What are	b-	speak to Hisham please?
3	Sure. hold	c-	TV.
4	May I	d-	they doing?
5	He is watching	e-	he doing?
1 () 2 () 3 () 4 () 5 ()		f-	book.



Choose the right answer

1.	He's a shower				
a.	talking	b.	reading	c.	taking
2.	What you doing?				
a.	am	b.	is	c.	are
3.	May I to Hisham, please?				
a.	play	b.	speak	c.	shout
4.	Mona is English.				
a.	walking	b.	taking	c.	studying
5.	They are TV.				
a.	watching	b.	playing	c.	taking
6.	He is dressed.				
a.	eating	b.	getting	c.	shouting
7.	She is eating				
a.	shower	b.	school	c.	breakfast
8.	Sure. hold				
a.	on	b.	in	c.	at
9.	I walk school.				
a.	too	b.	to	c.	two
10.	What is doing?				
a.	They	b.	you	c.	She



Look at the pictures and unscramble the words

1 ekac <input type="text"/>	2 tea stafbrkea <input type="text"/>	3 lkaw ot loocsh <input type="text"/>	4 chawt VT <input type="text"/>	5 yudts linsghE <input type="text"/>
6 yapl <input type="text"/>	7 yaM <input type="text"/>	8 nair <input type="text"/>	9 tpain <input type="text"/>	10 kale <input type="text"/>



Look and write a sentence under each picture







– Punctuate the following sentences :-

1. may I speak to Hisham, please

.....

2. i'm ten years old

.....

3. kareem is taking a shower

.....

4. who's she

.....

– Copy the following: -

1. How old are you?

.....

2. Is today Friday?

.....

3. This is for you.

.....

Unit (5)

At the airport



Where are you from?



I'm from France.



Oh. You speak English very well.



Thank you very much.



من أين أنت ؟



أنا من فرنسا.



أنت تتحدثين الإنجليزية بطريقة جيدة جداً.



شكراً جزيلاً لك.

1

لسؤال شخص ما عن البلد الذي يأتي منه :



Where are you from ?

2

للإجابة نقول :

I'm from
France

I'm from

أين	من	فرنسا	جيد جداً	شكراً لك	كثيراً جداً
where	from	France	very well	Thank you	very much

Word time



13

thirteen

14

fourteen

15

fifteen

16

sixteen

17

seventeen

18

eighteen

19

nineteen

20

twenty

25

Twenty five

30

thirty

40

forty

50

fifty

thirteen	fourteen	fifteen	sixteen	seventeen	eighteen
nineteen	twenty	twenty five	thirty	forty	fifty

13 14 15 16 17 18

thirteen

fourteen

fifteen

sixteen

seventeen

eighteen

thirteen	fourteen	fifteen	sixteen	seventeen	eighteen

19 20 25 30 40 50

nineteen

twenty

twenty five

thirty

forty

fifty

nineteen	twenty	twenty five	thirty	forty	fifty

what time is it ?



دى الساعة .. الساعة ليها عقربين .. العقرب
القصير للساعات والعقرب الطويل للدقائق . فى
الاول بنقول الساعات وبعد كده الدقائق



Hours

Minutes



This is a clock.

A clock has got two hands - the shorter indicates the hour, the longer one indicates the minutes. First we say the hours, then the minutes.

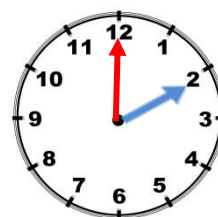
If the long hand is pointing to twelve we use the expression

O'CLOCK



It's one o'clock.

01:00



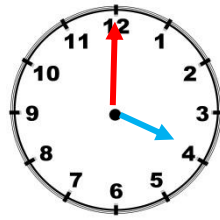
It's two o'clock.

02:00



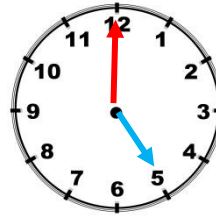
It's three o'clock.

03:00



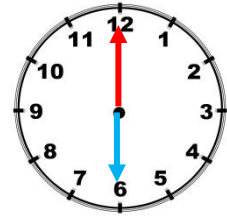
It's four o'clock.

04:00



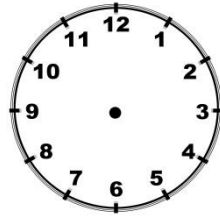
It's o'clock.

--:--



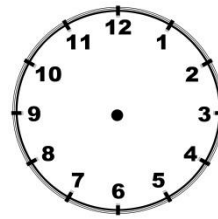
It's o'clock.

--:--



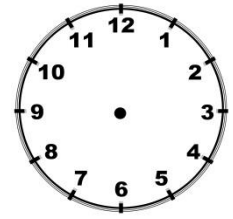
It's seven o'clock.

07:00

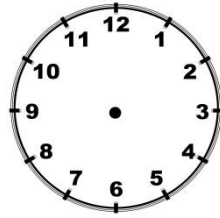


It's nine o'clock.

--:--

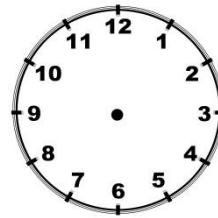


10:00



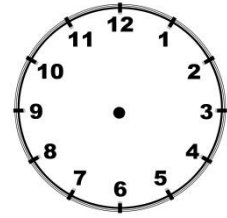
It's six o'clock.

07:00

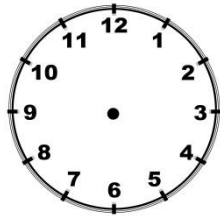


It's eight o'clock.

--:--

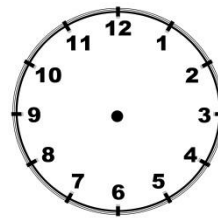


02:00



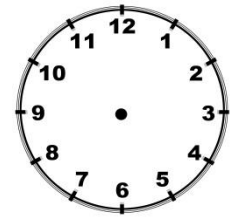
It's o'clock.

--:--




It's o'clock.

--:--



--:--

Hours



01

one

02

two

03

three

04


four

05

five

06

six



07

seven

08

eight

09

nine

10

ten

11

eleven

12

twelve

Minutes

01

one

02

two

03

three

04

four

05

five

06

six

07

seven

08

eight

09

nine

10

ten

11

eleven

12

twelve

13

thirteen

14

fourteen

15

fifteen

16

sixteen

17

seventeen

18

eighteen

19

nineteen

20

twenty

21

Twenty one

22

Twenty two

23

Twenty three

24

Twenty four

25

Twenty five

26

Twenty six

27

Twenty seven

28

Twenty eight

29

Twenty nine

30

thirty

40

forty

50

fifty

60

sixty



It's



nine twenty five.

09:55



What time is it ?



What time is it ?



What time is it ?





Phonics time



bee



feet



sleep



meat



read



tea

bee	feet	sleep	meat	read	tea




Feed

Reed

Seed

weed




Deep

Jeep

Keep

peep



Bean

Dean

Jean

mean



Beat

Heat

Meat

seat



General test



Listen and number the pictures

1- thirteen

2- bee

3- twenty five

4- feet

5- sleep

6- fifteen

7- tea

8- thirty

9- meat

10- twenty

11- fifteen

12- fifty



30



20




25



13



40



15



50

– Listen and fill the gaps :-

Where are you

I'm from

You speak english very

..... you very much.

– Read and match (A) with (B) :-

(A)		(B)	
1	Thank you	a-	Friday.
2	Where are you from ?	b-	English very well.
3	What time	c-	birthday.
4	Oh. You speak	d-	is it ?
5	Today is	e-	I'm from france.
1 () 2 () 3 () 4 () 5 ()		f-	very much.



Choose the right answer

1. time is it ?					
a.	what	b.	who	c.	where
2. I'm France.					
a.	from	b.	farm	c.	form
3. What are doing ?					
a.	he	b.	she	c.	you
4. It's o'clock.					
a.	thirty	b.	three	c.	fifteen
5. are you from ?					
a.	Where	b.	Who	c.	What
6. What is it ? It's four thirty.					
a.	clock	b.	time	c.	watch
7. It's seven					
a.	O'clock	b.	clock	c.	time
8. You English very well.					
a.	eat	b.	sleep	c.	speak
9. We meat.					
a	read	b	eat	c.	meet
10. What are doing?					
a	They	b	he	c.	She

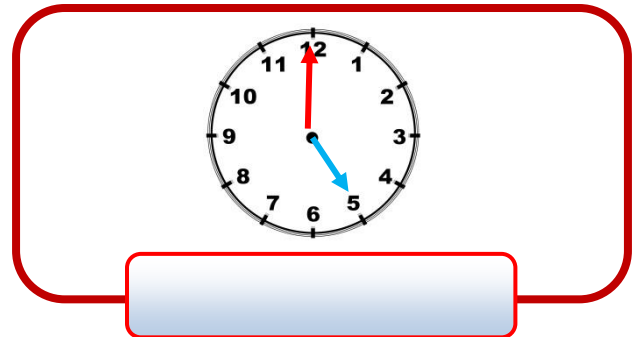



Look at the pictures and unscramble the words

<p>1</p> <p>30</p> <p>thtyir</p> <p></p>	<p>2</p> <p></p> <p>eeb</p> <p></p>	<p>3</p> <p></p> <p>plsee</p> <p></p>	<p>4</p> <p></p> <p>eef</p> <p></p>	<p>5</p> <p>50</p> <p>fyitf</p> <p></p>
<p>6</p> <p>40</p> <p>tyfor</p> <p></p>	<p>7</p> <p></p> <p>team</p> <p></p>	<p>8</p> <p>15</p> <p>eenfift</p> <p></p>	<p>9</p> <p></p> <p>dear</p> <p></p>	<p>10</p> <p></p> <p>eat</p> <p></p>



Look and write a sentence under each picture





– Punctuate the following sentences :-

1. where are you from

.....

2. i'm from France

.....

3. what time is it

.....

4. it's seven o'clock

.....

– Copy the following: -

1. Where do you live?

.....

2. I live in Giza.


.....

3. I like it. It's a nice place.


.....

Unit (6)


At the flower shop


Where do you live?



I live in Giza.




Oh, really? Me, too.




I like it. It's a nice place.



أين تعيش ؟



أنا أعيش فى الجيزة.



حقاً ؟ أنا أيضاً.



أنا أحبها . إنها مكان جميل.

1


لسؤال شخص عن المكان الذى يعيش فيه :



Where do you live ?

2

للإجابة نقول :



I live in


يعيش	فى	حقاً	أيضاً	يحب	جميل	مكان
live	in	really	too	like	nice	place

Unit (5)


Colours



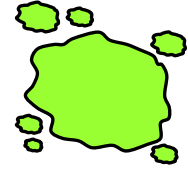
red




yellow




blue




green



orange



brown



white



black


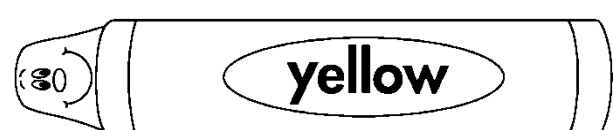


red	yellow	blue	green	orange	brown	white	black



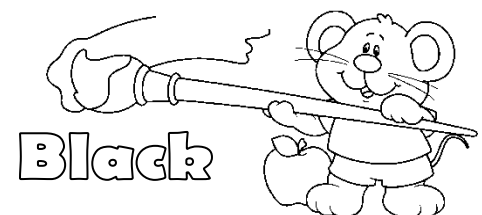






colours



paint



colour




Unit (5)


Colours



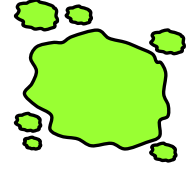
red




yellow




blue




green



orange



brown



white




black

اللون

إسم الشيء

1

زهرة حمراء



red flower


2

زهرة برتقالية



3

شجرة خضراء



4


فراشات زرقاء



..... butterflies

5


أشجار خضراء



..... trees

6

أزهار صفراء



..... flowers

7

أزهار حمراء



8

أزهار برتقالية



this & that



	Near	Far
Singular	This	That

This
تستخدم للإشارة إلى المفرد القريب

This is a green tree



That
تستخدم للإشارة إلى المفرد البعيد

that is a green tree




That is = That's

1



This is a green tree.

2



..... is a yellow flower.

3



.....is a red flower.

4



..... is a blue butterfly.

5



..... is a green tree

6



..... a white flower.

7



..... is a red car.

8




..... is a butterfly.

9



.....is a flower.

10



..... is a bird.


these & those



	Near	Far
plural	these	those

these
تستخدم للإشارة إلى الجمع القريب

These are green trees.




those
تستخدم للإشارة إلى الجمع البعيد

those are green trees.



1



These are green trees.

2



These are yellow flowers.


3



4



5



6



..... are orange flowers.

7



8



9




10





Phonics time



bike



five



kite



light



night



tight

bike	five	kite	light	night	tight



Hide
Ride
Side
Wide



Fine
Line
Pine
Vine



Bike
Hike
Like
Mike



Fight
Right
Might
Sight



General test



Listen and number the pictures

1- bike

2- red

3- night

4- kite

5- blue

6- green

7- brown

8- light

9- white

10- yellow

11- orange

12- black



– Listen and fill the gaps :-

..... do you ?

I live Giza.

Oh, really? Me,

I it. It's a place.

– Read and match (A) with (B) :-

(A)		(B)	
1	Where do	a-	too.
2	I live	b-	nice place.
3	Oh, really? Me,	c-	you live?
4	It's a	d-	are blue butterflies.
5	those	e-	in Giza.
1 () 2 () 3 () 4 () 5 ()		f-	book.



Choose the right answer

1. are do you live?				
a.	what	b.	where	c.	who
2. are red flowers.				
a.	those	b.	this	c.	that
3.	I live Giza.				
a.	in	b.	on	c.	to
4.	This is flower.				
a.	red	b.	a red	c.	yellow
5.	These green trees.				
a.	am	b.	is	c.	are
6.	I in Giza.				
a.	live	b.	love	c.	leave
7. is a white flower.				
a.	Those	b.	This	c.	These
8.	Oh, really ? me,				
a.	to	b.	too	c.	two
9.	What is doing?				
a.	they	b.	she	c.	you
10.	What are doing?				
a.	They	b.	he	c.	She




Look at the pictures and unscramble the words


1 ightl <input type="text"/>	2 owelly <input type="text"/>	3 tighn <input type="text"/>	4 der <input type="text"/>	5 ikeb <input type="text"/>
6 iekt <input type="text"/>	7 uelb <input type="text"/>	8 ightt <input type="text"/>	9 ackbl <input type="text"/>	10 reegn <input type="text"/>



Look and write a sentence under each picture







– Punctuate the following sentences :-

1. where do you live

.....

2. i live in Giza

.....

3. how old are you

.....

4. i'm ten

.....

– Copy the following: -

1. Where are you from?

.....

2. I'm from France.

.....

3. What time is it?

.....

