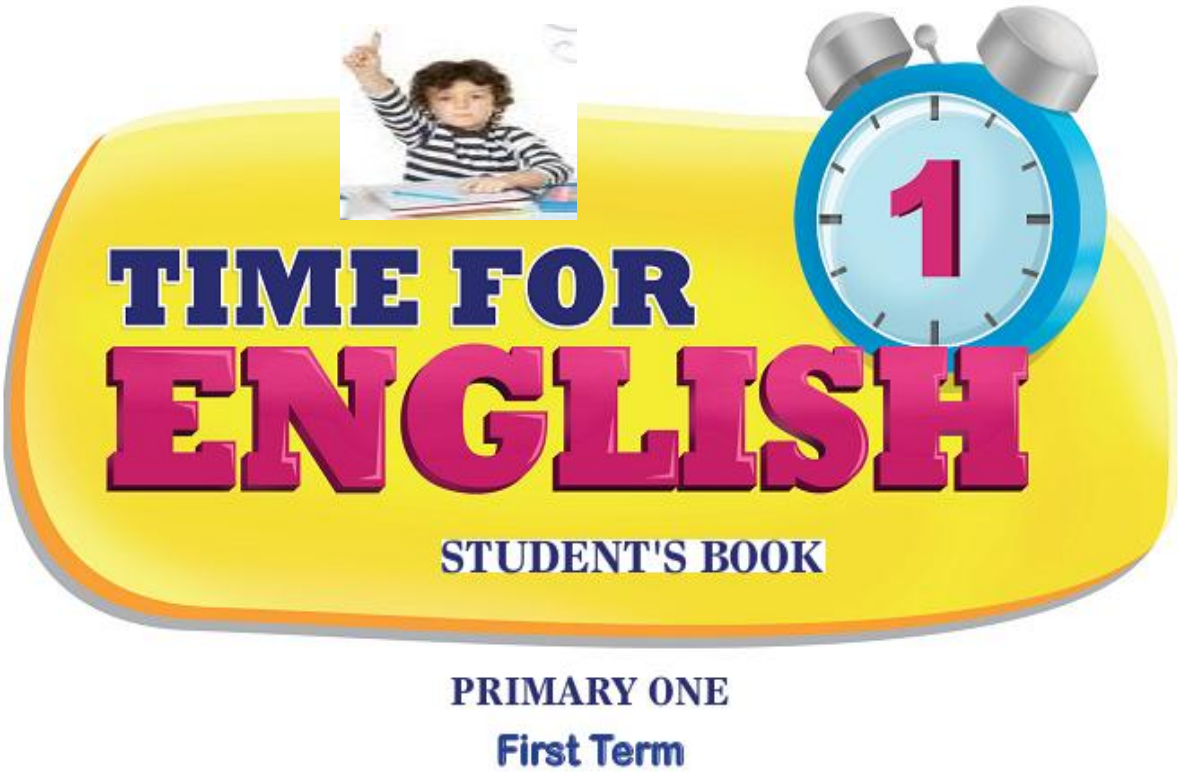

أطع ربك ..

أطع والديك ..

أطع معلمك .. تكن من المتفوقين

أ/ محمود أبو غنيمة


Mohamed
Habiba
Samy
Dalia
Ahmed
Sarah
Mona
Ali
Hoda
Kareem

My friends أصدقائى

Word Time

A. Listen and repeat.

1.
Mona

2.
Kareem

3.
Samy

4.
Sokkara

The Hello Song

Hello! I'm Mona.
Hello, hello, hello!

Hello! I'm Kareem.
Hello, hello, hello!

Hello, I'm Samy.
Hello, hello, hello!

Hello, I'm Sokkara.
Hello, hello, hello!

Action Word Time

A. Listen and repeat.

1.
smile

2.
wave

3.
shake hands

4.
nod

Word Time

 ant	apple	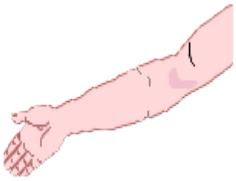 arm

boy	 bus	bird

Song

Ant on the Apple

(Melody: *Jimmy Crack Corn*)

Ant on the apple, a, a, a.

Arm, arm, a, a, a.

Ant on the apple, a, a, a.

Sing the letter A.

Boy on the bus, b, b, b.

Bird, bird, b, b, b.

Boy on the bus, b, b, b.

Sing the letter B.

3 - Action Word Time

Shake Hands

Shake hands.
Shake hands.

Smile, smile.
Smile, smile.

Nod, nod.
Nod, nod.

Wave, wave.
Wave, wave.

Shake hands, smile, nod, wave....Hello!


1
Word Time
Match. Draw.
1.
Mona
2.
Kareem
3.
Samy
4.
Sokkara
a.
b.
c.
d.

Use the Words

Circle Mona, Kareem, Samy, and Sokkara.

1. Mona

2. Kareem



3. Samy



4. Sokkara



Hello, I'm _____.

Action Word Time

Which ones are the same? Circle.

1. wave

2. shake hands



3. smile

4. nod

Phonics Time

ant apple arm boy bus bird

A. Circle the beginning sound.

1. a b
2. a b
3. a b
4. a b
5. a b
6. a b

B. Write the letters.

A a

B b

C. Colour the picture. Use the colour key.

A = green a = red B = black b = yellow ☐ = blue

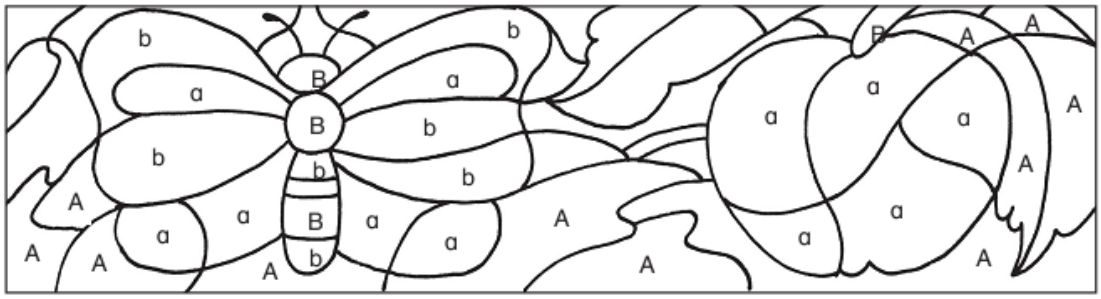

Exercises On Unit One:

1- Listen and circle:

1- A

c a d

2- B

b a d

2- Listen and circle:

1-apple

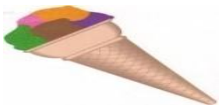

2- ant

3- arm

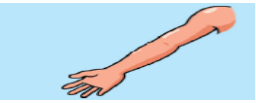

4- boy

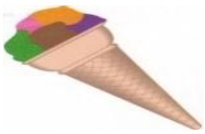

5- bus

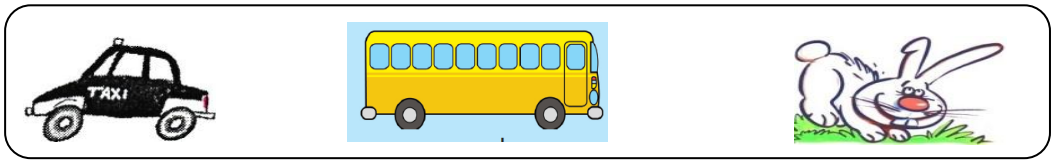

6- bird



3-Count and write the number of each picture أكتب العدد



....

Numbers الأرقام

2

Word Time

A. Listen and repeat.

1	2	3	4	5
1	2	3	4	5
1	2	3	4	5
1	2	3	4	5
1	2	3	4	5

1 2 3 4 5

one	two	three	four	five

☺ Matchوصل

1

2

3

4

5

☺ Count أكتب العدد

.....

.....

.....

.....

.....

☺ Listen and circle استمع و ضع دائرة

==========

==========

==========

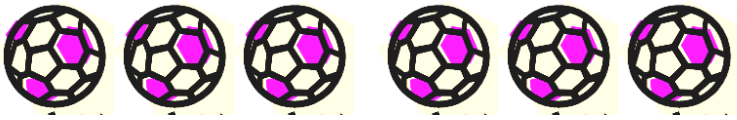

==========

==========



Use the Words

A. Listen and repeat.



The Age Song

I'm two years old.
I'm four years old.
I'm five years old.

I'm one year old.
I'm three years old.
I'm five years old.

I'm five years old.
I'm four years old.
I'm three years old.

I'm three years old.
I'm two years old.
I'm one year old.

Action Word Time

A. Listen and repeat.

draw

read

write

count

Action Word Time

Listen and repeat.

draw	read	write	count



cake	car	cat



dog	donkey	doll

Song

Cat in the car, c, c, c.

Cake, cake, c, c, c.

Cat in the car, c, c, c.
Sing the letter C.

Doll on the donkey, d, d, d.
Dog, dog, d, d, d.
Doll on the donkey, d, d, d.
Sing the letter D.

2 Word Time

A. Trace the numbers.

1 2 3 4 5

B. How many? Write the number in the box.

1. 5

2.

3.

4.

5.

6.

Use the Words

A. Count. Write the number. Colour.

1.

2.

3.



4.



5.



6.

B. Write the missing numbers. Write your age.

1 ____ ____ 4 ____

I'm _____ years old.



Action Word Time

Which ones are the same? Circle.

1



2. write

3. draw

4. count

Phonics Time

cake car cat dog donkey doll

A. Circle the beginning sound.

1. c / d
2. c / d
3. c / d
4. d / c
5. d / c
6. d / c

B. Write the letters.

C c

c c

D D

d d

C. Connect the objects with the same beginning sound.

c

d

Exercises On Unit Two:

1- Listen and circle:

b		C	D	B
d		D	B	A
a		B	A	C
c		D	C	A

2- Listen and circle:

1-doll 

2- cake

3-car 

4- cat 

5-dog

6- donkey 

3-Count and write اكتب العدد تحت كل صورة:



....

4-Match each picture to its letter:



A

D

C

B

5-Match the letters: صل الحرف الكبير بالحرف الصغير

A	c
D	b
C	a
B	d

My Family أسرتى

Word Time

A. Listen and repeat.

1.
2.
3.
4.

mother	father	sister	brother

This is my mother

Song

This is my mother.
Yes, oh yes!
This is my sister.
Yes, oh yes!
* * * * Yes, oh yes!

This is my father.
Yes, oh yes!
This is my brother.
Yes, oh yes!
* * * * Yes, oh yes!

Stand Up Chant

Stand up. * *
Stand up. * *

Sit down. * *
Sit down. * *

Hands up. * *
Hands up. * *

Hands down. * *
Hands down. * *

Stand up. * *
Sit down. * *
Hands up. * *
Hands down. * *

A. Listen and repeat.

stand up

sit down

hands up

hands down

Song

Eight on the egg, e, e, e.
Elephant, elephant, e, e, e.
Eight on the egg, e, e, e.
Sing the letter E.



Fan on the fish, f, f, f.
Farmer, farmer, f, f, f.
Fan on the fish, f, f, f.
Sing the letter F.



eight	elephant	egg

farmer	fish	fan

Use the Words

Which one is the same? Circle.

1. This is my father

2. This is my brother

3. This is my mother

4. This is my sister



Action Word Time

Circle this pattern across → or down ↓.



stand up sit down hands up hands down

Phonics Time

egg elephant eight farmer fan fish

A. Circle the beginning sound.

1. e f
2. e f
3. e f
4. e f
5. e f
6. e f

B. Write the letters.

C. Look at exercise A. Find and circle.

Exercises On Unit Three:

1- Listen and circle:

C	a	f	c
E	d	e	b
F	c	a	f
A	a	g	i
D	b	d	e

2- Listen and circle:

1-egg



2-elephant



3-eight



4- fish



5-fan



3 -Match each picture to its letter:

صل كل صورة بالحرف التي تبدأ به:



Shapes الأشكال

Word Time

A. Listen and repeat.

1. circle
2. heart
3. star
4. square

Look and colour



Use The Words

I See a Star

I see a star. I see a circle.

I see a heart. I see a square.

walk	dive	jump	swim



girl	goat	garden







horse	house	hen

C. Listen and point. Then sing along.

Girl on the Goat

Girl on the goat, g, g, g.
Garden, garden, g, g, g.
Girl on the goat, g, g, g.
Sing the letter G.

Horse in the house, h, h, h.
Hen, hen, h, h, h.
Horse in the house, h, h, h.
Sing the letter H.

A. Circle the beginning sound.

1. g h
2. g h
3. g h
4. g h
5. g h
6. g h

Use the Words

A. Match. Colour.



B. Add your own fish above. Colour.

I see a _____.

Action Word Time

Match.

1.
walk

2.
dive

3.
swim

4.
jump

5.
walk

6.
swim

a.
dive

b.
swim

c.
walk

d.
jump

e.
swim

f.
walk

Exercises On Unit Four:

1- Listen and circle:

1-garden



2-girl

3-jump



4- goat



5-horse

6- house



2 -Match each picture to its word:

صل كل صورة بالكلمة التي تبدأ به :



star

heart

circle

dive

walk





Colours الألوان

5 Word Time

A. Listen and repeat.

أزرق	أحمر	أصفر	أخضر	أسود
blue	red	yellow	green	black

Action Word Time

A. Listen and repeat.

1.
draw a circle

2.
colour the picture

3.
count the stars

4.
point to a red heart

Write with Me

Count with me.
Draw with me.
Colour with me.
Point to a heart.

Count with me.
Draw with me.
Colour with me.
Point to a heart.

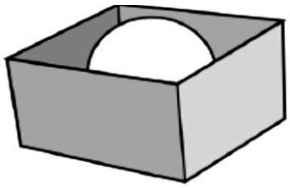



in	ink	insect



jeans	jar	jacket

C. Listen and point. Then sing along.



Ink on the Insect

Ink on the insect, i, i, i.
In, in, i, i, i.
Ink on the insect, i, i, i.
Sing the letter I.

Jeans on the jacket, j, j, j.
Jar, jar, j, j, j.
Jeans on the jacket, j, j, j.
Sing the letter J.

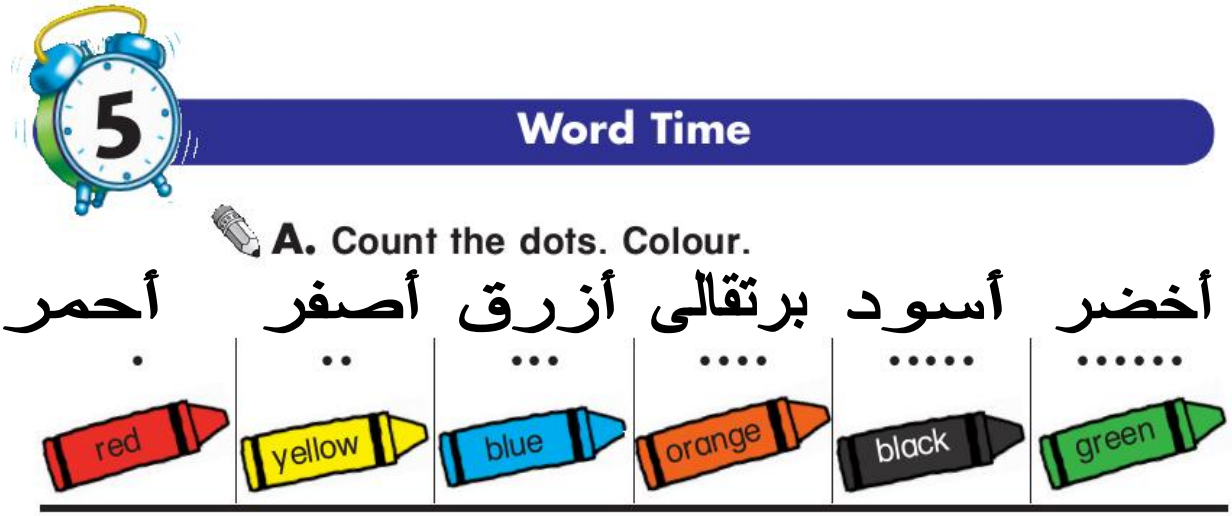
5
Word Time
A. Count the dots. Colour.
أحمر
أصفر
أزرق
برتقالى
أسود
أخضر
red
yellow
blue
orange
black
green

Use the Words

Connect. Colour.

1. أحمر

2. أصفر

3. أزرق

4. برتقالى



5. أسود

6. أخضر

It's _____.

Action Word Time

Which one is the same? Circle.

1. draw a circle

2. colour the picture

3. count the stars

4. point to a heart

Phonics Time

ink insect in jar jacket jeans

A. Write the beginning sound.

1. i j
2. i j
3. i j
4. i j
5. i j
6. i j

B. Write the letters.

C. Draw the shapes around the item that begins with i and j.



Exercises On Unit Five:

1- Listen and circle:

h	A	H	G
e	F	E	I
c	B	C	A
f	E	D	F
a	H	A	I
d	B	D	C
i	J	I	H
g	G	E	A
b	C	D	B
j	G	H	J

2- Colour and match:



yellow

green

red

blue

black

3-Match the letters: صل الحرف الكبير بالحرف الصغير

g	H
b	G
h	B

6-Copy the following: اكتب مايأتي

The star is blue.

Review

Part 1

A. Listen and tick.

1. Mona | Sokkara
2. square | star
3. blue | green
4. heart | circle

B. Listen and match.

1. black
2. green
3. red
4. yellow

circle
star
square
heart

yellow star
green circle
red heart
black square

Part 2

A. Listen and tick the picture.

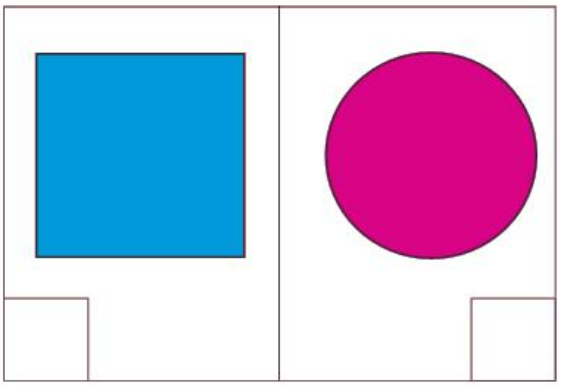







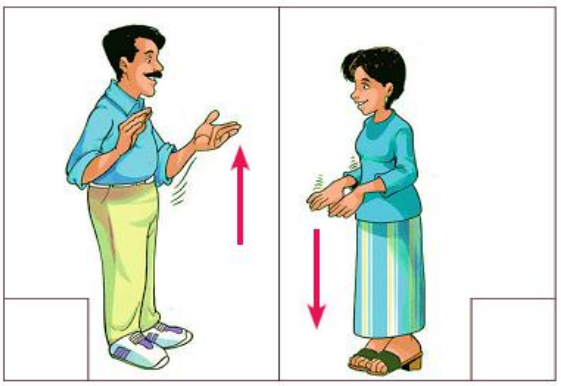

Part 3

A. Listen and match.

1. • 2. • 3. • 4. • 5. •

B. Look at the pictures. Circle the correct number.

1  (2) 3 4	2 2 4 5
3 2 4 5	4 1 2 5
5 1 3 5	6 3 4 5
7 2 3 4	8 3 4 5

C. Trace the letters. Then circle and connect.

Aa Bb Cc Dd Ee

Part 4

A. Listen and match.

1. 2. 3. 4. 5. 6.

B. Listen and write the number.

C. Trace the letters. Then circle and connect.

Ff Gg Hh Ii Jj



Review Part 1

A. Colour.

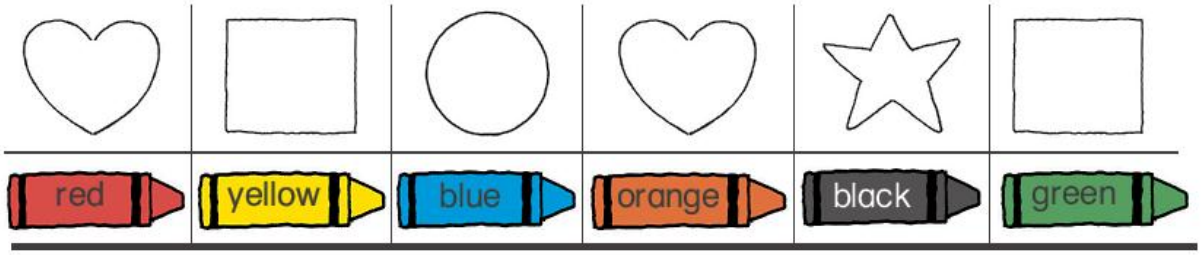

B. Look at A. Colour below.



Review Part 2

Which one is the same? Circle.

1.

Let's shake hands.

2.



Colour the picture.

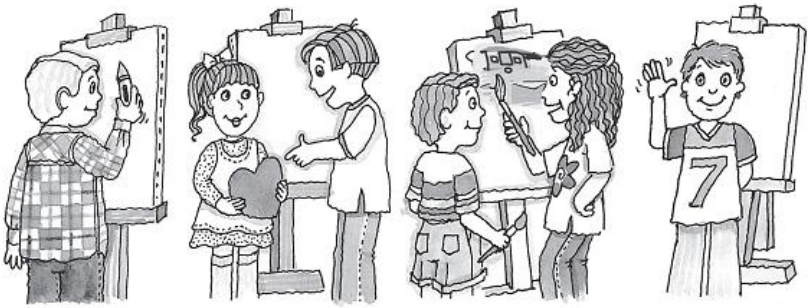

3.

I see Samy.



4.

Let's wave.

Review Part 3

A. Trace the letters.



B. Write the letters.

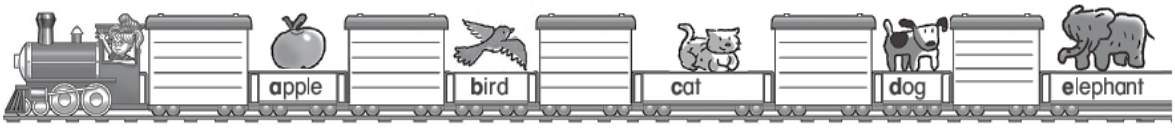

C. Connect.



Review Part 4




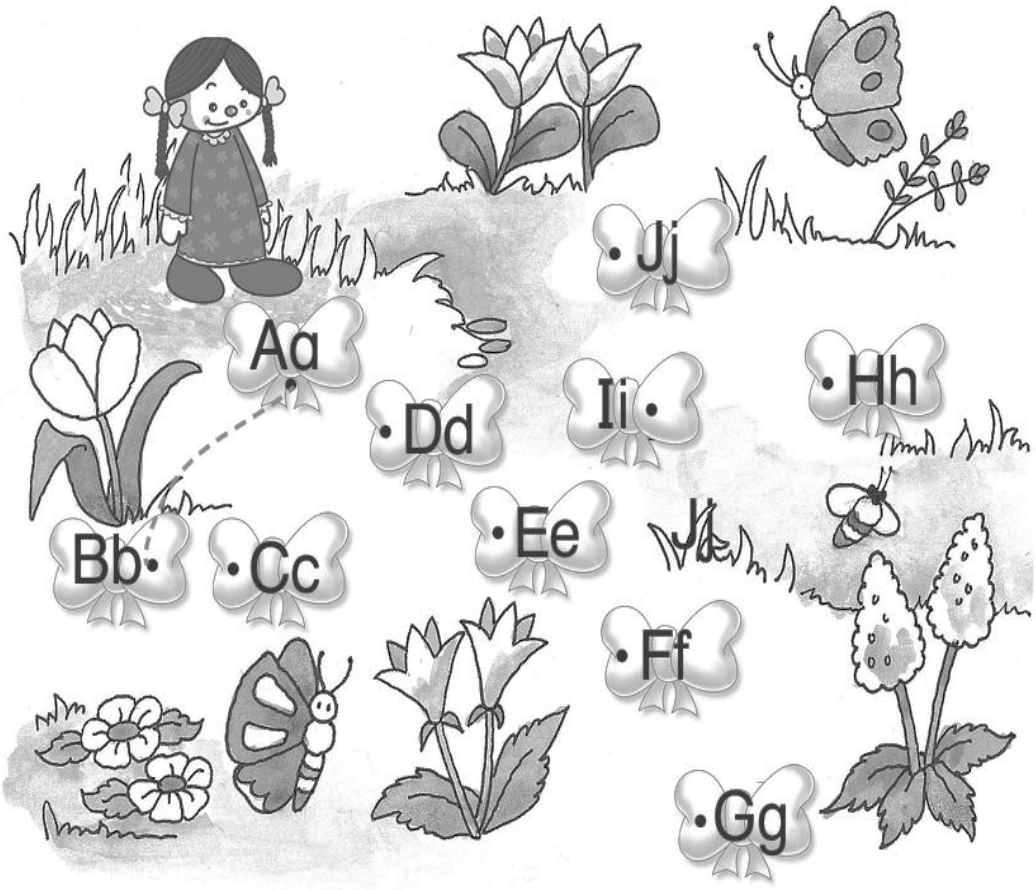
D. Connect in A-B-C order.