

## Unit 1


## At home with Mona

في المنزل مع منى



أسرة / عائلة

family




أب

father



أم

mother




أخت

sister



أخ

brother




عم / خال

uncle



عمة / خالة

aunt




ابن / ابنه العم (الخال)

cousin



جد

grandfather



جدة


grandmother

# Jj



جاكيت

jacket



إبريق

jug



يقفز

jump



مربى

jam

---


---

---

---

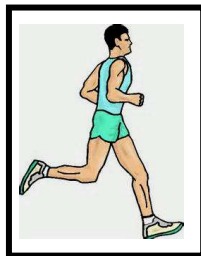
---

---



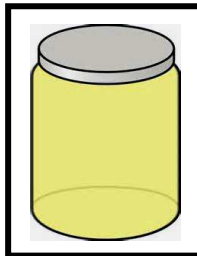
عصير

juice



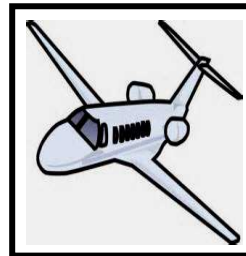
يركض

jog



برطمان

jar



طائرة نفاثة

jet



سيارة جيب

jeep

---

---


---

---

---

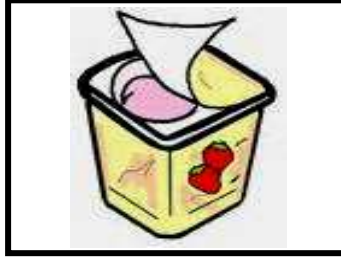
---

# Yy



أصفر

yellow




زبادى

yogurt



لعبة اليويو

yoyo



فناء

yard

---

---

---

---


---

---




صغير السن

young




اليام (نوع بطاطا)

yam



خيٲ صوف

yarn



دلالة على لذة الطعام

yum

---

---

---

---

---

---

## Language Functions

### (1) Greetings : التحيات

\* تحية المقابلة والرد عليها :

Hello.

Or

Hi.

\* تحية الصباح والرد عليها :

Good morning.

### (2) Asking about someone's name :

السؤال عن اسم شخص

What's your name ?

\* عند الرد نستخدم الصيغ الآتية :

I'm.....

Or

My name's.....

(3) Asking about someone's health :

السؤال عن صحة (حال) شخص

How are you ?

\* ويكون الرد كالاتى :

I'm fine, thank you.

(4) Asking about someone's age :

السؤال عن سن (عمر) شخص

How old are you ?

\* ويكون الرد كالاتى :

I'm ..... years old.

(5) Asking about people and identifying them :

السؤال عن الناس والتعريف بهم

Who's he / she ?

\* ويكون الرد كالاتى :

He is .....

She is .....

(6) Taking leave : تحية المغادرة

Goodbye.

Or

Bye bye.

## New words

How ... ?	كيف ... ؟	Six	ستة	Old	كبير السن / قديم
Are	يكونوا	At	عند / في	You	أنت / أنتم
I'm	أنا (أكون)	Bye	إلى اللقاء / مع السلامة	Ten	عشرة
See	يرى	With	مع / بـ	Home	بيت
Yet	حتى الآن	My	لي / ملكي	Your	لك / ملكك
Guitar	الجيتار	Camera	كاميرا	Job	وظيفة

## Important phrases

Nice to meet you.	يسعدني مقابلتك.
Nice to meet you, too.	يسعدني مقابلتك أيضاً.
Sh ! Be quiet.	التزم الهدوء.
Can he play the guitar ?	هل يستطيع العزف على الجيتار ؟

\*\*\*\*\*

## Exercises

Listen and fill in the gaps :


Ali : ..... old are you ?

Aya : I'm ..... years old.

Look and write a sentence under each picture :



.....  
.....



.....  
.....



.....  
.....

## Listen and number the pictures :


- (1) He is my father.
- (2) I like yogurt.
- (3) This is my jacket.
- (4) I am ten years old.
- (5) This is my family.












## Read and match A with B :

(A)	(B)
1- Who	a) my father.
2- How old	c) is she ?
3- She is	e) I am Salma.
4- He's	f) are you ?
	g) my sister.

## Choose the correct word (s) between brackets :


- (1) (What – How – Who) ----- old are you ?
- (2) Bye ----- (back – bag – bye) !
- (3) Bye ! See ----- (you – I – she) later.
- (4) (Who – Who's – Is) ----- she ?
- (5) I am ----- (fine – five – fan), thank you.
- (6) He is my ----- (aunt – mother – uncle).
- (7) Bye ! See ----- (I – you – are) tomorrow.
- (8) Can he ----- (run – play – meet) the guitar ?
- (9) I ----- ('m – 's – 're) six.



**Read and match A with B :**

(A)	(B)
1- How old are you ?	a) She's my mother.
2- Who is she ?	b) old are you ?
3- Bye-bye !	c) I am five.
4- Who is he ?	d) He's my brother.
5- I'm eight. How	e) Bye ! See you tomorrow.

**Look at the pictures and unscramble the words :**




ietgh

-----



ohtmre

-----




nulce

-----



upgnijm

-----



muy

-----




rgnadfthrea

-----



cejiu

-----



ejt

-----

**Read and match A with B :**

(A)	(B)
1- Can he	a) he can.
2- Who's	b) are you ?
3- How old	c) he ?
4- Yes,	d) my school.
	e) play the guitar.

**Punctuate the following sentences :**


he's my brother Ramy

see you tomorrow, Tamer

**Look and write the answers :**



1- How old are you ?



2- Who is she ?



3- How are you ?




4- Who is he ?

**Copy the following sentence :**

This is my family.

**Look and write a sentence under each picture :**



.....  
.....

.....  
.....

.....  
.....

**Listen and fill in the gaps :**


Ali : Do you like ..... ?

Mai : Yes, I do.

Ali : I like .....

**Listen and circle :**

(1)



✓

x

(2)



✓

x

(3)



✓






x

(1) He's my father.









(2) I am nine years old.

(3) She's my grandmother.

**Read and match :**

( A )	(B)
<p>1 – father</p> <p>2 – yogurt</p> <p>3 – jam</p> <p>4 – sister</p> <p>5 – jet</p> <p>6 – yarn</p>	    


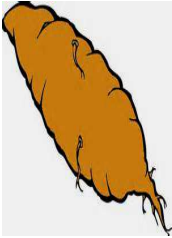


**Look at the pictures and unscramble the words :**

 <p>oruf</p>	 <p>miflay</p>	 <p>radly</p>	 <p>ugj</p>
 <p>eepj</p>	 <p>amy</p>	 <p>trugoy</p>	 <p>raj</p>

**Copy the following sentence :**

Can he play the guitar ?

**Which one begins with a different sound :**




**Look and write the answers :**



**1- What's this ?**

-----



**2- Who is she ?**

-----



**3- What do you like ?**

-----



**4- What is he doing ?**

-----



**Unscramble and write :**

(1) old – How – you – are ?

-----

(2) tomorrow – See – you - . – Bye !

-----

(3) is – mother – She – my.

-----

(4) he – Who – is ?

-----

(5) am – ten – old – years – I.

-----

**Read and match A with B :**

(A)	(B)
1- Can he play	a) a song.
2- Nice to	b) the guitar ?
3- I can ride	c) meet you.
4- I can't sing	d) Be quiet.
5- Sh !	e) a bike.
	f) a cake.

**Punctuate the following sentences :**

How are you, magdy

-----

i'm fine, thanks

-----

**Punctuate the following sentences :**

nice to meet you, huda.

I have English on sunday

**Listen and fill in the gaps :**

Salim: Who's ..... ?

Nagy: ... my grandfather.

**Look at the pictures and unscramble the words :**



oyyo



mcarea




aktjce



amj



ssiret



aryn

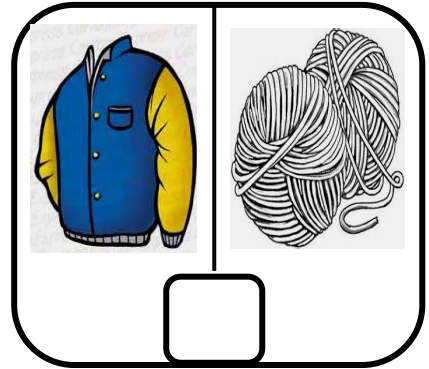
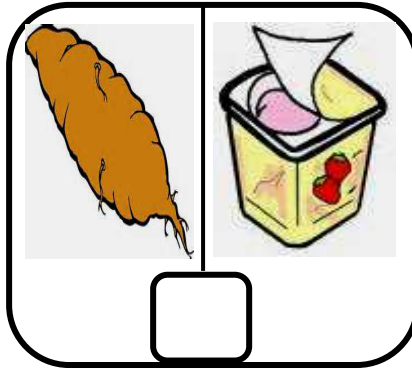



atun



rtaigu

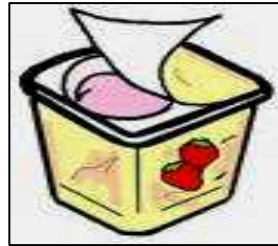
**Do they both have the same sound. Listen & write (✓) :**



**Choose the correct word (s) between brackets :**

- (1) Nice to ----- (eat – meet – can) you.
- (2) He's ----- (my – I – you) father.
- (3) How old ----- (is – am – are) you ?
- (4) (Can – Nice – Oh) ----- he play the guitar ?
- (5) ----- (Run – See – Play) you tomorrow.
- (6) Sh ! ----- (Be – Can – Sorry) quiet !
- (7) (Where – How – What) ----- old are you ?
- (8) ----- (He – I – We) am ten.
- (9) I love my ----- (she – mother – it).
- (10) ----- (He – She – I) is my father.
- (11) He is ----- (me – my – mine) uncle.
- (12) Who's ----- (we – he – you) ?
- (13) She is my ----- (father – uncle – grndmother).
- (14) ----- ! (Hello – Sh – Sorry) I am Hassan.

**Look and write a sentence under each picture :**



-----  
-----

-----  
-----

-----  
-----


-----  
-----



## Unit 2

## In the classroom

### فى حجرة الدراسة



يكتب

**write**




يتكلم

**talk**



يرسم

**draw**



يقرأ

**read**




يغسل

**wash**




ينام

**sleep**



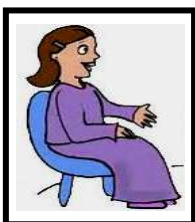
يأكل

**eat**




يلون

**colour**



يجلس

**sit**



يقف

**stand**



عيد ميلاد

**birthday**






ينظف

**clean**

# LI

Aa



حرف هجائي

letter

يجر

lug

قادر / أرشد


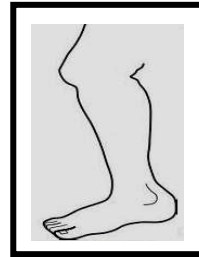


led

أسد

lion

يضحك

laugh



ضوء

light

ليمونة

lemon

بحيرة

lake

ساق

leg

حمل

lamb

# Rr



أرنب

**rabbit**




صحيح

**right**



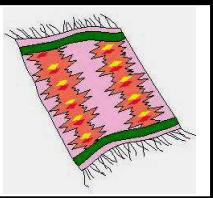
قوس قزح

**rainbow**




إنسان آلي

**robot**



سجادة

**rug**



مسطرة

**ruler**




يجرى

**run**



يقرأ

**read**




أحمر

**red**



صخرة

**rock**



أرز

**rice**



راديو

**radio**

## Tapescripts

### (1) Listen and repeat :

Laila : Is today Monday ?

Ali : No, it's Tuesday.

Sarah : Yay ! My birthday is on  
Wednesday.

Ali : Cool !

\* عندما يتحدث شخص عن موعد عيد ميلاده :

My birthday is on ....

\* للاستفسار عن يوم ما نقول :

Is today ..... ?

Yes, it is. / No, it isn't.

### (2) Talking about what someone is doing :

التحدث عما يفعله شخص ما الآن

I	am ('m)	مفرد متكلم	الفاعل	ing
He - She - It	is ('s)	مفرد غائب	الفاعل	ing
We - They - You	are ('re)	جمع	الفاعل	ing

❖ يسمى هذا الزمن بزمن المضارع المستمر.  
❖ يستخدم هذا الزمن للتعبير عن أشياء تحدث الآن ( مازالت مستمرة )  
أو تحدث أثناء زمن التكلم.

- ❖ Ali is reading.      ❖ They are writing.
- ❖ She is singing.      ❖ I'm running.
- ❖ We are drawing.      ❖ It is sleeping.

❖ عند نفي جملة في زمن المضارع المستمر نضع ( not ) بعد  
( am – is – are ).

- ❖ They are not eating.
- ❖ She isn't dancing.
- ❖ I am not cooking.

### New words

Saturday	السبت	Wednesday	الأربعاء	Cool	رائع / هائل / ممتاز
Sunday	الأحد	Thursday	الخميس	Today	اليوم
Monday	الاثنين	Friday	الجمعة	Birthday	عيد ميلاد
Tuesday	الثلاثاء	Yay	ياه (تعبير للفرحة)	Classroom	فصل

### Important phrases

Is today Monday ?	هل اليوم هو الاثنين ؟
No, it's Tuesday.	لا ، اليوم هو الثلاثاء.
Yay !	ياه (تعبير يدل على الفرحه)
Cool !	رائع / ممتاز (تعبير يفيد الموافقة والإعجاب).
My birthday is on Wednesday.	عيد ميلادى يوم الأربعاء.
May I borrow a pen, please ?	هل يمكننى أن أستعير قلم حبر من فضلك ؟
Sure.	بالتأكيد.

\*\*\*\*\*

## Exercises

Listen and fill in the gaps :


Ramy : Is today .....

Mona : No, it's .....

Read and match A with B :

(A)	(B)
1- He is drawing.	a) on Wednesday.
2- Is today	b) are walking.
3- My birthday is	c) is reading.
4- They	d) He isn't reading.
	e) Sunday ?

Look and write a sentence under each picture :



.....  
 .....

Punctuate the following sentence :

No, it s tuesday.  
 .....  
 .....  
 .....



**Punctuate the following sentences :**

Is today Monday, rody

amr isn't reading on Friday

they're noha and Reem.

**Look and write the answers :**




1- When is your birthday ?

-----




2- Who is he ?

-----



3- What's this ?

-----



4- Is today Sunday ?


-----

**Listen and number the pictures :**

- (1) Today is Wednesday.      (2) It's my birthday.  
 (3) He is reading.              (4) They are talking.  
 (5) She is eating. She isn't sleeping.














**Look at the pictures and unscramble the words :**



tea



ioln




lgu



ncela




tlhgi



urg



wadr



rcie


**Copy the following sentence :**

He is sleeping.

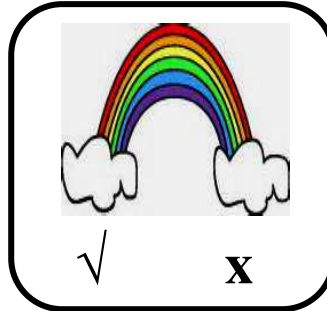


**Listen and circle :**

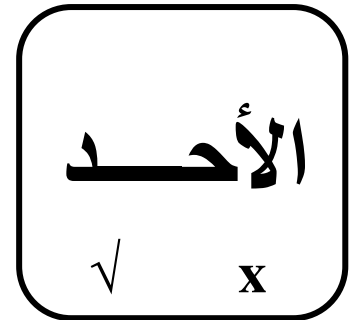
(1)



(2)



(3)



(1) He is writing.

(2) It is a rock.

(3) Today is Monday.

**Read and match A with B :**

(A)	(B)
1- May I	a) are you ?
2- I'm	b) today Monday ?
3- Is	c) borrow a pen, please ?
4- How old	d) today Monday.
	e) seven.

**Look at the pictures and unscramble the words :**



evelne



alkt



tfinee



nsvee




edl



loucor





shwa



dayFir

**Look and write a sentence under each picture :**



-----  
-----

-----  
-----

-----  
-----

-----  
-----

**Look and write the answers :**




**1- What is he doing ?**

-----




**2- What are they doing ?**

-----



**3- What are you doing ?**

-----



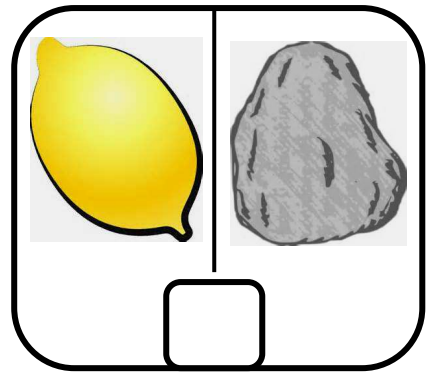

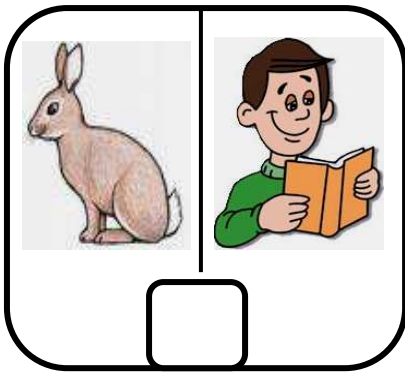
**4- Is he laughing ?**

-----






**Choose the correct word (s) between brackets :**

- (1) He ----- (am – is – are) writing.
- (2) My birthday is ----- (in – on – at) Tuesday.
- (3) ----- (Am – Is – Are) today Monday ?
- (4) They ----- (am – is – are) running.
- (5) She ----- (am not – isn't – aren't) drawing.
- (6) No, ----- (it's – he's – she's) Tuesday.
- (7) She is ----- (writer – writing – writes).
- (8) He is ----- (talk – talks – talking).

Do they both have the same sound. Listen & write (✓) :

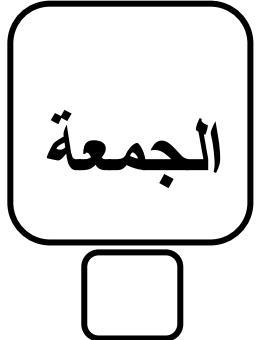

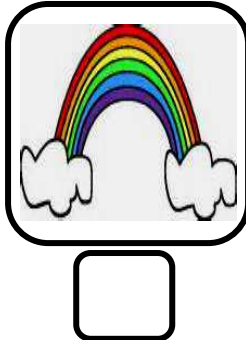




Read and match :

(A)	(B)
1 – lake 2 – write 3 – stand 4 – rug 5 – robot 6 – leg	    

Listen and number the pictures :

- (1) lamb      (2) Friday      (3) robot  
 (4) rainbow      (5) radio



**Unscramble and write :**

(1) is – writing – He – not.

-----

(2) on – is – My – birthday – Friday.

-----

(3) drawing – She – is.

-----

(4) a – It – rainbow – is.

-----

(5) is – brother – He – my.

-----

(6) talking – am – not – I.

-----

(7) Yay ! – is – Wednesday – on – birthday – My.

-----

**Fill in the blanks with words from the list :**

**birthday – are – is – May**

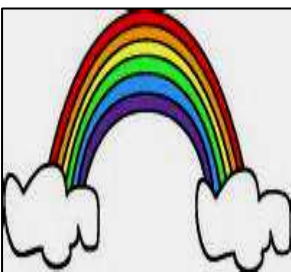
(1) He ----- writing.

(2) My ----- is on Saturday.

(3) ----- I borrow your book, please ?


(4) We ----- singing.

**Look and write a sentence under each picture :**




-----

-----



-----

-----



-----

-----



-----

-----

**Listen and fill in the gaps :**

A : Yay ! My ..... is on  
Wednesday !

B : ..... !

**Choose the correct word (s) between brackets :**

- (1) May I ----- (play – eat – borrow) a pen, please ?
- (2) They can ----- (read – sit – sleep) the book.
- (3) He's in the classroom. He can ----- (sleep – eat – write).
- (4) My ----- (Sunday – Monday – birthday) is on Wednesday.
- (5) She's my ----- (brother – father – mother).
- (6) Is ----- (cold – today – she) Monday ?
- (7) She is sleeping. She is ----- (net – not – note) eating.
- (8) He is ----- (drawing – draw – draws).
- (9) ----- (They – She – I) are talking.

**Listen and fill in the gaps :**

Girl : May I ..... a pen  
..... , please ?

Boy : .....

**Listen and fill in the gaps :**

Reem: I am reading.

I am ..... writing.

Ali : I am .....

I am not sleeping.

**Punctuate the following sentence :**

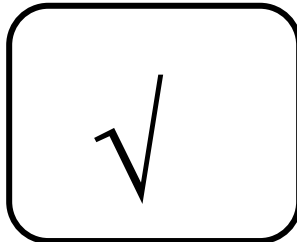
how old are you, Heba

**Look at the pictures and unscramble the words :**




ienn

.....




gihrt

.....



orobt

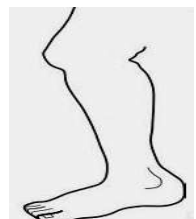

.....



urelr

.....

**Which one begins with a different sound :**






## Unit 3

## At a Birthday Party

فى حفلة عيد ميلاد




يمشى

walk



يجرى

run



يضحك

laugh




يصفق

clap



يبكى

cry



يصيح

shout



يُقبل

kiss




يرقص

dance



يغنى

sing



سعيد


happy



حفلة عيد ميلاد

birthday party

Cc




قطّة

cat




فنجان

cup



يقص / يقطع

cut



حلوى

candy

---

---

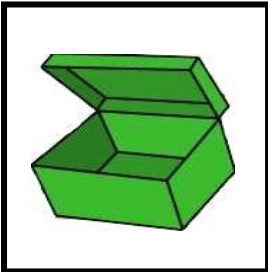
---

---

---


---

- X




صندوق

box



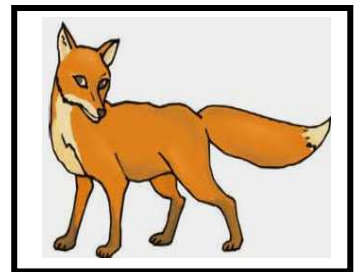
ستة

six



ثور

ox



ثعلب

fox

---

---

---

---

---

---



- ck




بطة

duck



الظهر / الخلف

back



مريض

sick



شاحنة

truck

---

---


---

---

---

---

Qq



ملكة

queen



سؤال

question



يترك / ينصرف

quit

---

---

---

---

---

---

## Tapescripts

### (1) Listen and repeat :

Hoda : This is for you.

Mona : Happy birthday.

Dalia : Thanks.

Hoda : You're welcome. Open it.

\* عند تقديم هدية لشخص بمناسبة عيد ميلاده :

This is for you.

\* تعبير يقال عند تهنئة شخص فى عيد ميلاده :

Happy birthday.

\* تعبير يقال عند الرد على عبارات الشكر :

You're welcome.

## (2) Listen and repeat :

Kareem : Sakkara's eating.

Young boy : Yeah. She is eating  
a hamburger. She isn't  
eating a cake.

Kareem : How old are you ?

Young boy : I'm five.

Kareem : Here you are.

Young boy : Thanks.

Kareem : You're welcome.

\*\*\*\*\*

## New words

This is هذا يكون / هذه تكون	Thanks شكراً	You're Welcome. على الراحب والسعة.
For you لم / من أجلك	Open افتح	Here you are تفضل

## Important phrases

This is for you.	هذا / هذه لك.
Happy birthday.	عيد ميلاد سعيد.
Thanks.	شكراً.
You're welcome. Open it.	العفو. افتحيها.
Here you are.	تفضل / لك ما طلبت.

## Exercises

Listen and fill in the gaps :

Rana : Here you .....

Soha : You're .....

Read and match A with B :


(A)	(B)
1- Here you	a) Fine, thanks.
2- Happy	b) You're welcome.
3- This is	c) five.
4- I am	d) are.
5- You're	e) welcome.
6- Thanks.	f) birthday.
	g) for you.

Look and write the answers :



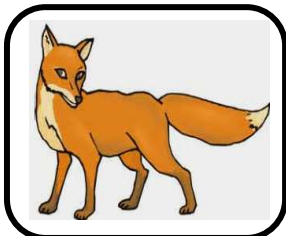
1- Happy birthday.

-----



2- Who is she ?

-----



3- What's this ?

-----



4- What is he doing ?

-----

**Look and write a sentence under each picture :**



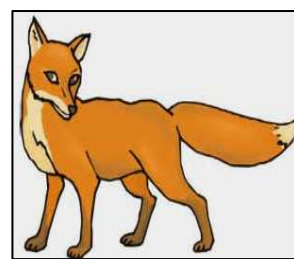
-----  
-----



-----  
-----




-----  
-----




-----  
-----

**Look at the pictures and unscramble the words :**



sisk

-----



klaw

-----



tuc

-----



puc

-----




ndaec

-----



stionque

-----



dynac


-----



nningru

-----


**Look and write the missing letters :**



can - -



tr - - k








w - - k



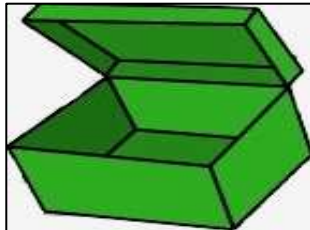



s - - k

**Read and match :**

( A )	(B)
<p>1 – sick</p> <p>2 – truck</p> <p>3 – back</p> <p>4 – dance</p> <p>5 – party</p> <p>6 – clap</p>	    

**Look and write a sentence under each picture :**



-----  
-----

-----  
-----

-----  
-----

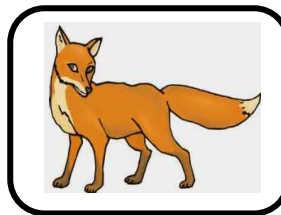
-----  
-----

**Look and write the answers :**




**1- What are they doing ?**

-----



**2- What's this ?**

-----



**3- Is this a cat ?**

-----



**4- What is she doing ?**

-----



**Punctuate the following sentences :**

Happy birthday, adel

this is for you Noha.

hany isn't sleeping

This is for you, tamer

**Listen and number the pictures :**


(1) I like candy.

(2) It's a duck.

(3) He is crying.

(4) They are walking.

(5) She is clapping. She isn't playing.



**Choose the correct word (s) between brackets :**

- (1) ----- (That – Is – This) is for you.
- (2) Happy ----- (birthday – Tuesday – Monday).
- (3) Open ----- (he – she – it).
- (4) They ----- (am – is – are) running.
- (5) This is ----- (to – for – with) you.
- (6) We ----- ('m – 's – 're) shouting.
- (7) They are ----- (walking – sing – cry).
- (8) You're crying. ----- (He – She – You) aren't singing.
- (9) We're ----- (laugh – walk – shouting).
- (10) ----- (I – We're – He) sleeping.
- (11) They are running. They ----- (aren't – isn't – not) walking.
- (12) You ----- ('m – 's – 're) welcome.

**Listen and fill in the gaps :**

Rana : ..... is for you.

Amir : Thanks.

Rana: You're .....


**Read and match A with B :**

(A)	(B)
1- It's a	a) You aren't walking.
2- Open	b) playing.
3- I'm	c) duck.
4- You're singing.	d) it.
	e) ducks.



**Listen and circle :**

(1)



✓

x

(2)



✓

x

(3)



✓

x

(1) This is an ox.

(2) He is happy.

(3) They are walking.

**Look at the pictures and unscramble the words :**

6

ksi



luhga

14

teefourn



kucd



skci



ingsing



apcl



fxo

**Copy the following sentence :**

You're welcome. Open it.

**Unscramble and write :**

(1) not – laughing – They – are.

.....

(2) Open – are – it. – You – welcome.

.....

(3) to – walking – We're – school.

.....

**Punctuate the following sentences :**

here you are, Mona

.....

.....

they aren t shouting.

.....

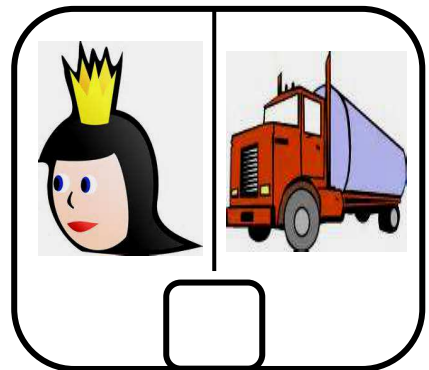
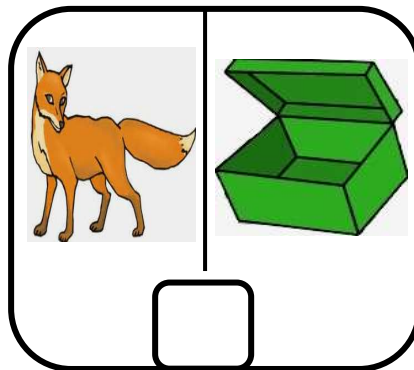

.....

they're laughing



.....

.....

**Do they both have the same sound. Listen & write (✓) :**



Which one has a different sound :



Listen and fill in the gaps :

A : What is this ?

B : It's a .....

A: What is that ?

B: It's a .....

Look and write a sentence under each picture :



.....  
.....

.....  
.....


.....  
.....

.....  
.....

**Choose the correct word (s) between brackets :**

- (1) She is ----- (sleep – eating – talk).
- (2) Happy birthday. ----- (Sorry – Okay – Thanks).
- (3) He is ----- (sleep – sleeps – sleeping).
- (4) ----- (Here – There – This) is for you.
- (5) She isn't ----- (eating – eat – eats) a cake.
- (6) You're welcome. ----- (Opens – Opening – Open) it.

**Look at the pictures and unscramble the words :**



uqene



bcka




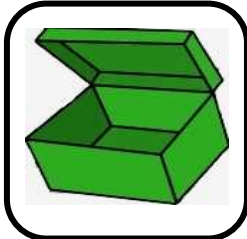
tuohs



birdayth

**Listen and number the pictures :**

- |          |           |        |
|----------|-----------|--------|
| (1) box  | (2) shout | (3) ox |
| (4) duck | (5) truck |        |



**Copy the following sentence :**

The fox is in the box.

## Review 1

Grandfather	جد	Jam	مربى	Lemon	ليمونة
Grandmother	جدة	Jet	طائرة نفاثة	Rabbit	أرنب
Father	أب	Yellow	أصفر	Red	أحمر
Mother	أم	Yogurt	زبادى	Cat	قطعة
Brother	أخ	yoyo	لعبة اليويو	Queen	ملكة
Sister	أخت	Lamb	خروف صغير	Duck	بطة
Jacket	جاكيت	Leg	ساق	Box	صندوق

## Story Time

### Sakkara's World

### Important expressions

Hello, Sokkara !	مرحباً سكرة.
Hi, Sokkar ! I'm drawing.	أهلاً سكر. أنا أرسم (الآن).
Who's she, Sokkara ?	من هي يا سكرة ؟
She's my sister. She's two.	هي أختى. عمرها عامان.
She's eating.	هي تأكل (الآن).
She isn't eating, Sokkar. She's talking.	هي لا تأكل يا سكر. هي تتكلم.
Who's he ?	من هو ؟
He's my brother. He's four.	هو أخى. عمره أربعة أعوام.
How old are you, Sokkara ?	كم عمرك يا سكرة ؟
I'm two.	عمري عامان (سنتان).
This is for you.	هذه لك.
Thanks !	شكراً !
To be continued ....	يتبع

## Unit 4

## At the Shop Window عند نافذة المحل / واجهة العرض (الفاترينا)

### Long a



شهر مايو

May



تمطر / مطر

rain



كعكة / كيكة

cake



يدهن / يلون

paint

---

---

---

---

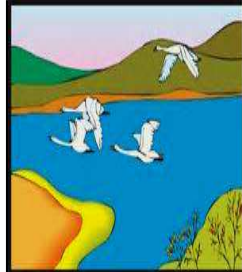
---

---



يلعب

play



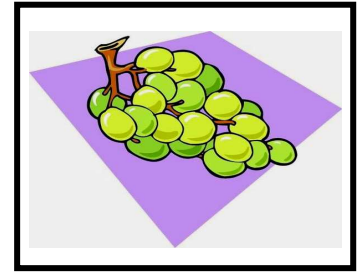
بحيرة

lake



شريط

tape



عنب

grapes

---

---

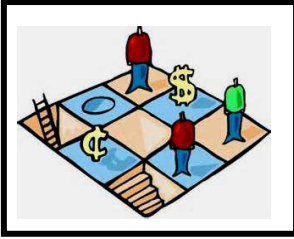
---

---

---

---





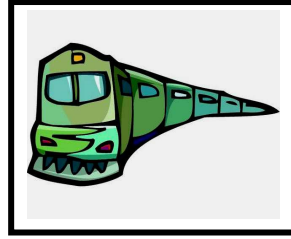
لعبة

game



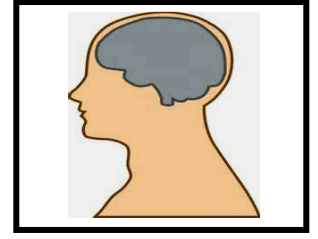
خادمة

maid



قطار

train



مخ / المخ

brain

---




---



---

8



ثمانية

eight

يصنع

make

يقول

say

تاريخ

date

---



---



---



متأخر

late

اسم

name

يخبز

bake

دفع

paid

---



---




---

## Listen and repeat



يأخذ دشًا (يستحم)

**take a shower**



يشاهد التلفزيون

**watch TV**



يمشي إلى المدرسة

**walk to school**



ترتدي ملابسها

**get dressed**



يتكلم في الهاتف (التليفون)

**talk on the phone**



يشرب شاي

**drink tea**



يتناول الإفطار

**eat breakfast**




يطهو (يطبخ العشاء)

**cook dinner**



يلعب كرة قدم

**play football**



يدرس (يذاكر) لغة إنجليزية


**study English**

### Vocabulary



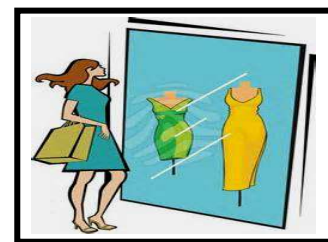
فطيرة

**pie**



شجرة

**tree**



واجهة المحل / الفاترينا

**shop window**

## Tapescripts

### (1) Listen and repeat :

Man : Hello ?

Woman : Hello. May I speak to  
Hisham, please ?

Man : Sure. Hold on.

Woman : No problem.

\* عند بدء الحديث مع شخص خلال التليفون :

Hello.

\* عند ذكر سبب المكالمة :

May I speak to ..., please ?

\* في حالة وجود الشخص المطلوب :

Sure. Hold on.

No problem.

\*\*\*\*\*

## (2) Asking about what someone is doing :

السؤال عما يفعله شخص ما الآن

❖ للسؤال عما يفعله شخص الآن نستخدم :

❖ What are you doing ? (مخاطب)

- I'm + (v) + ing ..... (مفرد متكلم)

- We are + (v) + ing ..... (جمع متكلم)

❖ What is he / she / it doing ? (مفرد غائب)

- He / She / It is + (v) + ing ..... .

❖ What are they doing ? (جمع غائب)

- I'm + (v) + ing ..... .

❖ What are you doing ? - I'm taking a shower.

❖ What is she doing ? - She is studying English.

❖ What are they doing ? - They are watching TV.

❖ بعض الأفعال يضاف لها ( ing ) مباشرة :

❖ watch → watching

❖ بعض الأفعال تنتهي بحرف ( e ) ، نحذفه عند إضافة ( ing ) :

❖ take → taking

❖ بعض الأفعال يضاعف لها الحرف الأخير أولاً :

❖ get → getting

## New words

Shop	محل / دكان	Window	شباك / نافذة	What .. ?	ما / ماذا .. ؟
Hello	أهلاً / مرحباً	May I ..?	هل يمكنني أن ..؟	Doing	يفعل (الآن)
Speak to	يتحدث إلى	Please	من فضلك	Problem	مشكلة
Sure	بالتأكيد	Hold on	ينتظر	No	لا

## Important phrases

Hello.	أهلاً / مرحباً.
May I speak to Hisham, please ?	هل يمكنني أن أتحدث إلى هشام من فضلك ؟
Sure. Hold on.	بالتأكيد. انتظر.
No problem.	لا مشكلة.

\*\*\*\*\*

## Exercises

Listen and fill in the gaps :

Rana : May I .....

Ahmed, please ?

Hany : Sure. ....

Punctuate the following sentence :

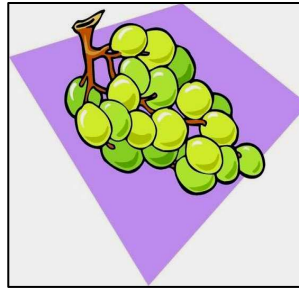
may I speak to Ali, please



**Read and match A with B :**

(A)	(B)
1- What are	a) he doing ?
2- May I	b) Hold on.
3- Sure.	c) you doing ?
4- What is	d) speak to Ali, please ?
	e) they do ?

**Look and write a sentence under each picture :**



.....

.....

**Look and write the answers :**



**1- What is she doing ?**

.....



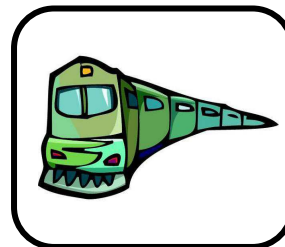
**2- Who is she ?**

.....



**3- Is he walking to school ?**

.....



**4- What's this ?**

.....

**Listen and write :**

**speak – Hello – problem – Hold – please**

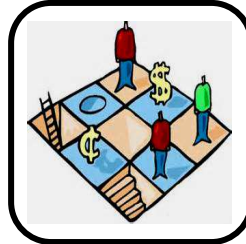
- (1) ----- ?  
(2) Hello, May I ----- to Mona, ----- ?  
(3) Sure. ----- on.  
(4) No -----.

**Unscramble and write :**


- (1) is – doing – What – he ?  
-----  
(2) English – are – They – studying.  
-----  
(3) I – May – speak – Hello. – , please – Ali – to ?  
-----  
(4) they – What – doing – are ?  
-----  
(5) to – are – We – school – walking.  
-----  
(6) a shower – is – He – taking.  
-----

**Listen and number the pictures :**

- (1) May I speak to Ali, please ?      (2) It's a game.  
(3) He is playing football.              (4) This is a tape.  
(5) They are watching TV.



**Look at the pictures and unscramble the words :**



ainbr




inra




leta



keam



aiptn



asy








mdai



bkae

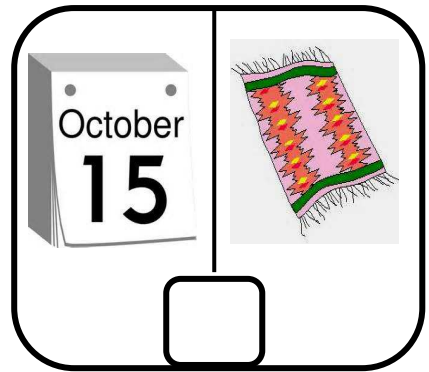
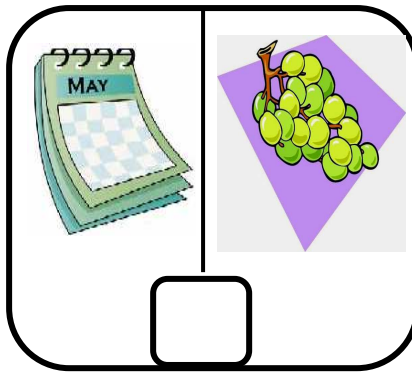
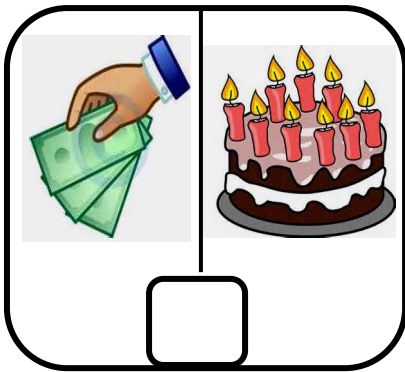
**Read and match :**

(A)	(B)
<p>1 – drink tea 2 – get dressed 3 – lake 4 – tree 5 – pie 6 – train</p>	    

**Copy the following sentence :**

He's at the shop window.

Do they both have the same sound. Listen & write (✓) :




Punctuate the following sentence :

What are you doing Huda

Look at the pictures and unscramble the words :



ntytwe



kela



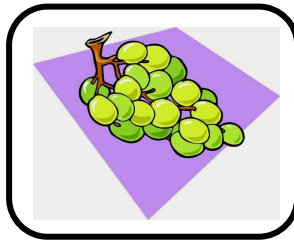
niteenne



fvie



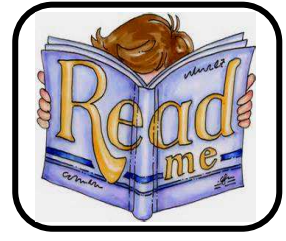
sowhre



psegra



tpae



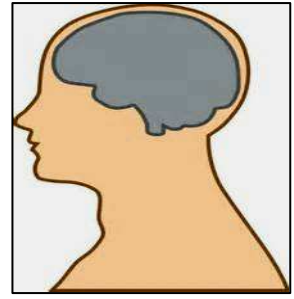
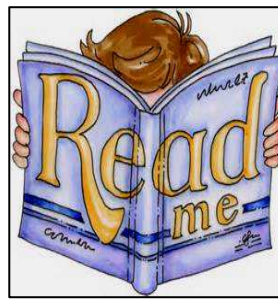

edar

**Listen and fill in the gaps :**

**A: What ..... you doing?**

**B: We're ..... to school.**

**Look and write a sentence under each picture :**



.....  
.....

.....  
.....

.....  
.....

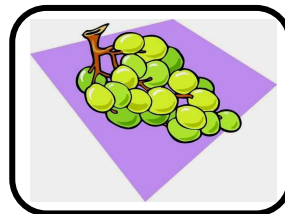
.....  
.....

**Look and write the answers :**



**1- What is he doing ?**

.....



**2- What do you like ?**

.....



**3- What is she doing ?**

.....



**4- What's this ?**

.....








**Choose the correct word (s) between brackets :**

- (1) Hello. ----- (What – Do – May) I speak to Hisham, please ?
- (2) Sure. ----- (Look – Talk – Hold) on.
- (3) What are they ----- (do – does – doing) ?
- (4) They're ----- (taking – getting – walking) a shower.
- (5) May I ----- (talk – walk – speak) to Mona, please ?
- (6) We're ----- (walking – getting – watching) to school.
- (7) Children are ----- (taking – talking – getting) on the phone.
- (8) Kareem is ----- (walking – speaking – studying) English.
- (9) He is ----- (getting – walking – eating) dressed.
- (10) It is eating ----- (school – breakfast – shower).

**Read and match (A) with (B) :**




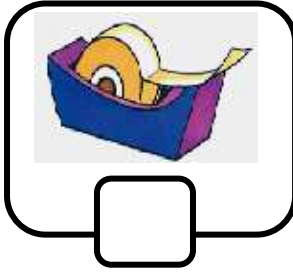
(A)	(B)
1- What are we doing ?	a) It's sleeping.
2- What's he doing ?	b) We're eating breakfast.
3- What are they doing ?	c) They're walking to school.
4- What's it doing ?	d) He's taking a shower.
	e) She's studying English.

**Read and match :**

(A)	(B)
1 – grapes	
2 – day	
3 – cake	
4 – pie	
5 – rain	



Does it have long a ? Listen nad write (✓) or (X)




Look and write the missing letters :



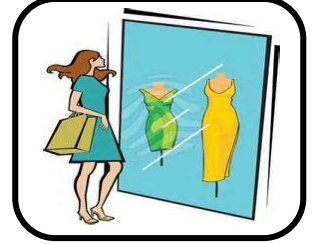
m - - e



sh - - er



s - -



shop w - - dow

Punctuate the following sentences :


she's studying english.

he is watching TV


zeinab's going to Aswan

## Listen and circle :


(1)



(2)



(3)


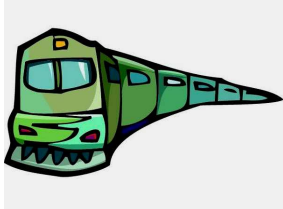


(1) She is talking on the phone.

(2) He is studying English.

(3) They are not watching TV.

## Which one has a different sound ?



## Circle the odd one out :

(1) tape

date

tree

(2) name

nine

paid

(3) bee

brain

make

(4) ant

lake

rain

## Unit 5

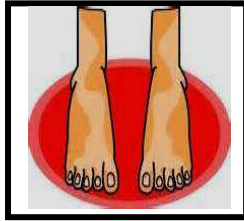
## At the airport فى المطار

### Long e



نحلة

bee




أقدام

feet



ينام

sleep



لحمة

meat

---


---

---

---

---

---



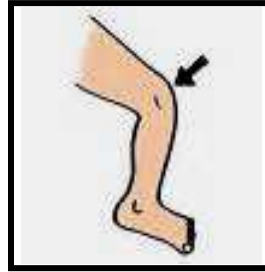
يقرأ

read




شاي

tea



ركبة

knee



شجرة

tree

---

---

---

---

---

---



سيارة جيب

jeep




بحر

sea




بذرة

seed



بازلاء / بسلة

peas



خروف

sheep



مقعد

seat



يسخن

heat




ينظف

clean




يُطعم

feed




بنجر

beet



منقار (طائر)

beak



حبة فول

bean




يخبز

bake



يدفع

pay



طعم سمك

bait



مطار

airport

## Numbers

1

واحد

one

2

اثنان

two

3

ثلاثة

three

4

أربعة

four

5

خمسة

five

6

ستة

six

7

سبعة

seven

8

ثمانية

eight

9

10

11

12

تسعة

nine

عشرة

ten

إحدى عشر

eleven

اثني عشر

twelve

13

14

15

ثلاثة عشر

thirteen

أربعة عشر

fourteen

خمسة عشر

fifteen

16

17

18

ستة عشر

sixteen

سبعة عشر

seventeen

ثمانية عشر

eighteen



19

تسعة عشر

nineteen

20

عشرون

twenty

25

خمسة وعشرون

twenty-five

30

ثلاثون

thirty

40

أربعون

forty

50

خمسون

fifty

### Tapescripts

#### (1) Listen and repeat :

Boy : Where are you from ?

Girl : I'm from France.

Boy: Oh. You speak English very well.

Girl : Thank you very much.

\* عندما نسأل شخص عن البلد الذي يأتي منه :

Where are you from ?

\* عند الرد نقول :

I am from .....

(2) Listen and point :

A : Achoo !

B : Bless you.

A : Thanks.

(3) Asking about and state the time :

السؤال عن الوقت والإخبار عنه

What time is it ?

\* في حالة تمام الساعة يكون الرد كالاتي :

It's ..... o'clock.

\* في حالة وجود ساعات ودقائق يكون الرد كالآتي :

It's + hours + minutes.

It's two fifteen.


It's ten thirty.

\* ادرس الكلمات الآتية :




ساعة يد

watch




ساعة حائط

clock



عقرب الساعة

hand



رقم

number

### New words

From	من	Where .. ?	أين .. ؟	Very much	كثيراً جداً
Very well	جيد جداً	Time	وقت	France	فرنسا

### Important phrases

Where are you from ?	من أي بلد تأتي ؟
I'm from France.	أنا من فرنسا.
Oh. You speak English very well.	ياه. أنت تتحدث اللغة الإنجليزية جيداً.
Thank you very much.	شكراً جزيلاً لك.
What time is it ?	ما الوقت ؟

## Exercises

Listen and fill in the gaps :

A : ..... are you from ?


B : I'm from .....

Look and write the answers :




1- What is he doing ?

.....



2- What time is it ?

.....



3- Is she feeding chickens ?


.....




4- What's this number ?

.....


Look and write the times :




.....  
.....



.....  
.....

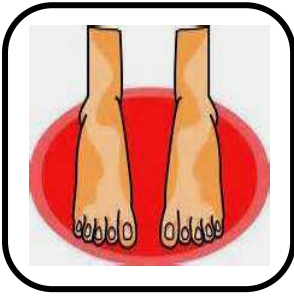


.....  
.....



.....  
.....


**Look at the pictures and unscramble the words :**



**eeft**



**epej**




**btia**



**poairrt**



**eeds**



**eaps**



**anecl**



**edfe**

**Choose the correct word (s) between brackets :**


- (1) ----- (What – Where – How) are you from ?
- (2) Oh. You speak ----- (much – France – English) very well.
- (3) I am ----- (from – on – at) France.
- (4) It is twelve ----- (clock – o'clock – cloak).
- (5) ----- (When – How – What) time is it ?
- (6) It's one ----- (clock – o'clock – cloak).
- (7) What time ----- (is it – it is – It's) ?

**Look and write the answers :**




**1- What is this ?**

-----



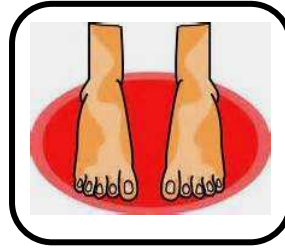
**2- What time is it ?**

-----



3- Do you like peas ?

-----



4- How many feet do we have ?

-----

**Listen and write :**

it – from – watching – time – Thank – very – doing – is

- (1) What ----- is ----- ?
- (2) I'm ----- France.
- (3) ----- you ----- much.
- (4) I'm ----- TV.
- (5) What ----- she ----- ?

**Unscramble and write :**

(1) are – from – Where – you ?

-----

(2) well – English – You – very – speak – Oh.

-----

(3) very – you – Thank – much.

-----

(4) you – is – This – for.

-----

**Punctuate the following sentences :**

he's from france.

-----

-----

-----




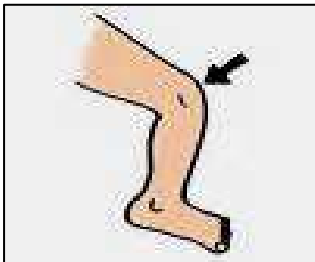
i'm from Giza

it's three o'clock

**Read and match A with B :**

(A)	(B)
1- Where are you from ?	a) very much.
2- What time is it ?	b) forty-five.
3- Thank you	c) It's one thirty.
4- It's seven	d) four o'clock.
	e) I'm from France.

**Look and write a sentence under each picture :**


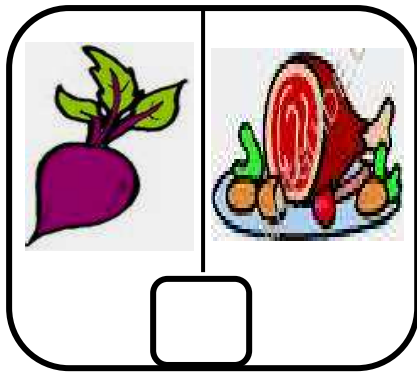
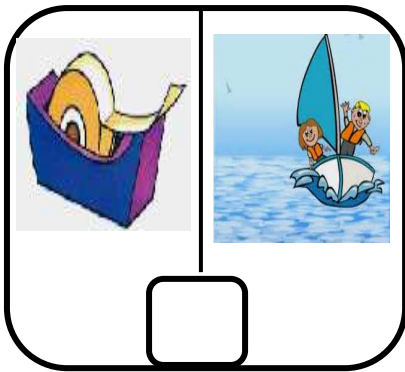


.....  
.....

**Copy the following sentence :**

Where are you from ?

Do they both have the same sound. Listen & write (✓) :



Look at the pictures and unscramble the words :

30

thtyir



abek

50

ffyt

15

eenfift



eelsp



apy




aes

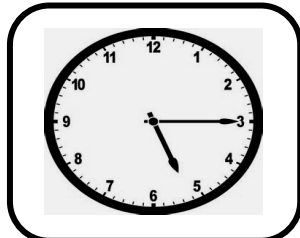


ebe


Look and write the missing letters :



sh - - p



clo - -




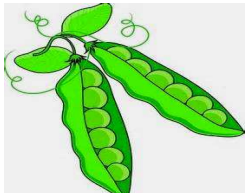



f - - d

40

fo - - y

**Read and match :**

( A )	(B)
1 – beet	
2 – knee	
3 – read	
4 – peas	
5 – bait	
6 – clock	

**Look and circle the correct number :**

**30**

**50**

**25**

**40**

thirteen  
thirty  
twenty

fifteen  
five  
fifty

twenty five  
thirty five  
forty five

fourteen  
forty  
ten

**Listen and number the pictures :**

(1) This is a sheep.


(2) It's two thirty.


(3) I drink tea.

(4) I am from France.

(5) I can see a seat.





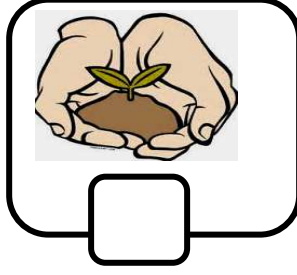
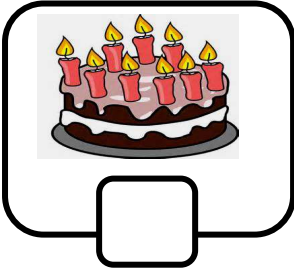








Does it have long e ? Listen nad write (√) or (X)



Punctuate the following sentences :

This is mona's book



What time is it, kareem

where's Samy from

Read and match A with B :

(A)	(B)
1- Bless	a) France.
2- I am from	b) forty-five.
3- Where do	c) fifty.
4- It's twenty-	d) you.
	e) you live ?

**Look and write a sentence under each picture :**



.....  
.....

**Listen and number the pictures :**


(1) forty-two

(2) beet

(3) clean

(4) bee

(5) peas








**Listen and fill in the gaps :**

Adel : What ..... is it ?

Badr : It's two .....

**Circle the odd one out :**

(1) sheep

watch

meat

(2) cake

beet

peas

(3) bee

name

cake

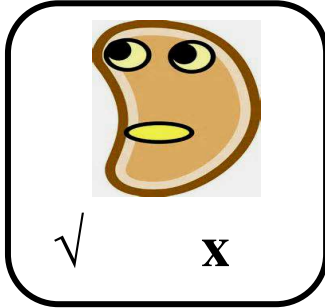
(4) read

seed

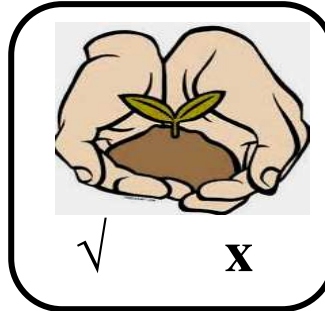
ant

**Listen and circle :**

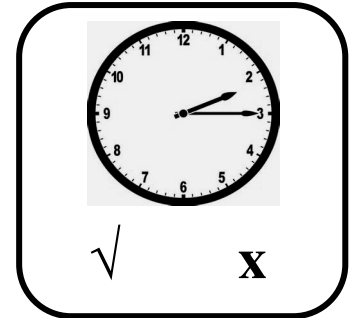
(1)



(2)



(3)

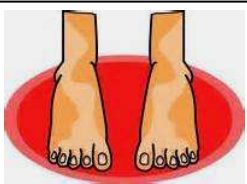

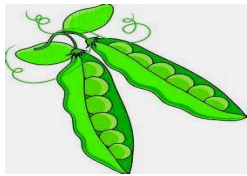



(1) This is a bean.

(2) I can see a bee.

(3) It's two thirty.

**Which one has a different sound :**



**Listen and fill in the gaps :**

A : What is he .....

B : He's ..... the birds.



**Listen and fill in the gaps :**

Nada : Ah-choo !

Jala : ..... you.

Nada : .....

**Copy the following sentence :**

They are at the zoo.

**Read and match A with B :**

(A)	(B)
1- It's a tree.	a) o'clock.
2- It's two	b) She isn't baking.
3- What time is it ?	c) It's three forty-five.
4- She's cleaning.	d) It's not a seed.
	e) I like peas.

**Choose the correct word (s) between brackets :**

- (1) You speak English ----- (many – some – very) well.
- (2) The word ----- (bait – make – bee) has " a long e" sound.
- (3) What ----- (am – is – are) you doing ?
- (4) ----- (It's – They're – He's) ten o'clock.
- (5) It's ----- (thirty – twelve – fifty) o'clock.
- (6) Where are you ----- (farm – from – for) ?
- (7) Thank you very ----- (watch – match – much).

## Unit 6

## At the flower shop

في محل الزهور

# Long i



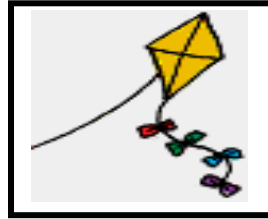
دراجة

bike

5


خمسة

five



طائرة ورقية

kite



ضوء / إشارة

light

---

---

---

---

---

---



ليل

night



يركب

ride



ضيق

tight



يعض / يقضم

bite

---



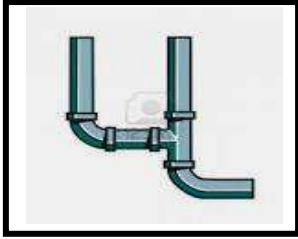
---

---

---

---

---



ماسورة

pipe

يمين

right

يخبئ / يختبئ

hide

تسعة

nine

أبيض

white

أحمر

red

أزرق

blue

أصفر

yellow

وردي

pink

رمادي

grey

أسود

black

بنى

brown

أخضر

برتقالی

أرجوانی

green

orange

purple

### Tapescripts

#### (1) Listen and repeat :

Woman : Where do you live ?

Man : I live in Oakville.

Woman : Oh, really ? Me, too.

Man : I like it. It's a nice place.

\* عندما نسأل شخص عن المكان الذي يعيش فيه :

Where do you live ?

\* عند الرد نقول :

I live in .....

## (2) Listen and point :

A : What time is it ?

B : It's two thirty.

A : Thank you.

B : You're welcome.

A : Are you finished ?

B : No, not yet.

A : Please hurry !

## (3) Demonstrative pronouns : أسماء الإشارة

This is .....	هذا يكون / هذه تكون (المفرد القريب).
That is ....	ذلك يكون / تلك تكون (المفرد البعيد).
These are .....	هؤلاء يكونوا (الجمع القريب).
Those are ....	أولئك يكونوا (الجمع البعيد).

## New words

Flower	زهرة	Live	يعيش	Like	يحب
Oakville	أوكفيل (مدينة)	Really	حقًا	Place	مكان
Me	أنا (ضمير مفعول)	Too	أيضًا	Butterflies	فراشات
Oh	أوه (ياه)	Nice	لطيف / جميل	Where .. ?	أين .. ؟

## Important phrases

Where do you live ?	أين تعيش ؟
I live in Oakville.	أنا أعيش في أوكفيل.
I like it. It's a nice place.	أنا أحبها. فهي مكان جميل.



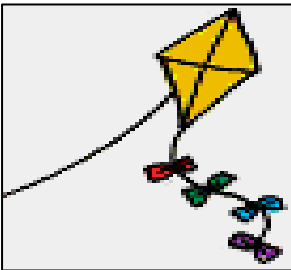
## Exercises

Listen and fill in the gaps :

A : Where do you ..... ?

B : I live in .....

Look and write a sentence under each picture :




.....  
.....

Look and write the answers :



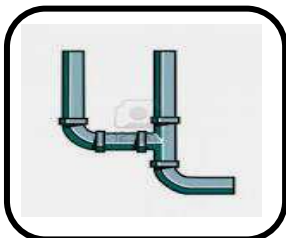
1- Is this a bike ?

.....



2- Where do you live ?

.....



3- What's this ?

.....



4- Do you like orange ?

.....



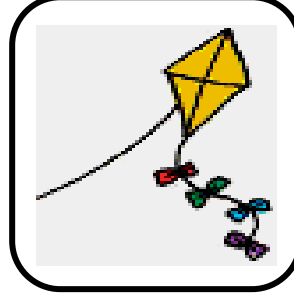
**Look at the pictures and unscramble the words :**




ppei




ightn



iekt



reegn




thgit



edhi


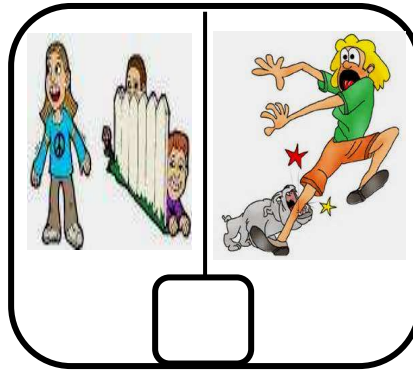



btie



hgrti

**Do they both have the same sound. Listen & write (✓) :**



**Read and match A with B :**

(A)	(B)
1- Where do you live ?	a) orange flowers.
2- This is for you.	b) It's a nice place.
3- Those are	c) I'm six.
4- I like it.	d) I live in Oakville.
5- How old are you ?	e) I'm fine, thank you.
	f) Thank you.

**Look and write the missing letters :**




b - - e



p - - e



li - - t



r - -

**Choose the correct word (s) between brackets :**

- (1) ----- (What – Where – When) do you live ?
- (2) I ----- (live – love – like) in Oakville.
- (3) ----- (How – Who – What) is he ?
- (4) ----- (These – This – That) are orange flowers.
- (5) ----- (This – These – Those) is a yellow banana.
- (6) Those ----- (am – is – are) green trees.
- (7) That's a green ----- (trees – bike – Giza).
- (8) Those ----- (am – is – are) yellow bees.
- (9) These are ----- (yellow – flower – cats) bees.
- (10) Oh, really ? ----- (My – Mine – Me), too.

**Look at the pictures and unscramble the words :**




ckbla



hteiw



leub



edr



lithg



deri



kebi




lowfesr

**Look and write the answers :**



**1- Is it day time ?**

-----



**2- What colour is it ?**

-----



**3- Can it fly ?**

-----



**4- What are they doing ?**

-----

**Punctuate the following sentences :**

that s a yellow cake, Sara

-----

-----

-----

we like our Arabic teacher

-----

-----

-----

this's my friend gamal.


-----

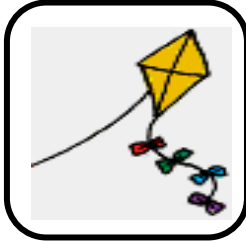
-----


-----


**Listen and number the pictures :**

- (1) These are white flowers.      (2) I like green.  
 (3) This is a nice butterfly.      (4) I can fly my kite.  
 (5) It is tight.













**Listen and write :**


Me – That – in – These – place – like

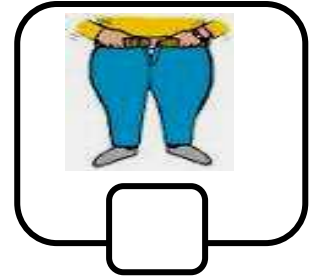
- (1) I live ----- Mahalla.  
 (2) Oh ! Really ? -----, too.  
 (3) I ----- it. It's a nice -----.  
 (4) ----- are green bags.  
 (5) ----- is a nice bird.

**Does it have long i ? Listen and write (✓) or (X)**















**Copy the following sentence :**

Those are orange birds.

## Read and match :

( A )	( B )
1 – bike 2 – hide 3 – right 4 – bite 5 – night 6 – ride	    

## Unscramble and write :

(1) are – yellow – Those – flowers.

.....

(2) is – white – That – a – bike.

.....

(3) Those – orange – butterflies – are.


.....

(4) cat – That – a – is – brown.

.....


## Listen and circle :

(1)



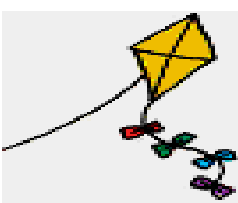
✓
x

(2)



✓
x

(3)



✓
x



(1) He is riding a donkey.

(2) I like purple.

(3) That is a kite.



Look and write a sentence under each picture :



Listen and fill in the gaps :


A: What is ..... doing ?

B: He's ..... a bike.


A: What are ..... ?

A: Those are red .....

Which one has a different sound :







**Listen and fill in the gaps :**

**A: Where do you live ?**

**B: I live ..... Giza**

**A: Oh, really ? Me, .....**

**B: I like it. It's a nice place.**

\*\*\*\*\*

## Review 2

May	مايو	Fifteen	خمسة عشر	Blue	أزرق
Rain	مطر / تمطر	Sixteen	سنة عشر	Green	أخضر
Cake	كعكة / كيك	Seventeen	سبعة عشر	Orange	برتقالي
Play	يلعب	Eighteen	ثمانية عشر	Brown	بنى
Paint	يدهن / يطلو	Nineteen	تسعة عشر	White	أبيض
Lake	بحيرة	Twenty	عشرون	Black	أسود
Bee	نحلة	Twenty-five	خمسة وعشرون	Night	ليل / ليلة
Feet	أقدام	Thirty	ثلاثون	Tight	ضيق
Sleep	ينام	Forty	أربعون	Tea	شاي
Meat	لحمة	Fifty	خمسون	Five	خمسة
Thirteen	ثلاثة عشر	Red	أحمر	Purple	أرجواني / بنفسجي
Fourteen	أربعة عشر	Yellow	أصفر	Pink	وردي