

## Unit 1

## Meeting People

مقابلة الناس



منى

**Mona**



كريم

**Kareem**



سكرة

**Sokkara**



ولد

**boy**




بنت

**girl**



دمية / عروسة

**puppet**




رجل

**man**



طفل رضيع

**baby**



إمرأة / سيدة

**woman**



ناس / الناس

**people**



أهلاً / مرحباً


**Hello**

# Bb



ولد

boy



طائر

bird



كرة

ball



حقيبة

bag

---


---

---

---

---

---



جرس

bell



دراجة

bike



فول

beans



كتاب

book

---

---


---

---


---

---


# Pp




قلم حبر  
**pen**



قلم رصاص  
**pencil**



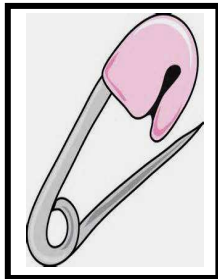
بيتزا  
**pizza**




ثمرة (خوخ)  
**peach**



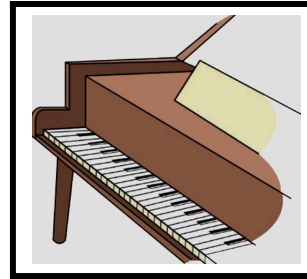
فطيرة  
**pie**



دبوس  
**pin**



إناء / حلة  
**pot**



لعبة البيانو  
**piano**



يضع  
**put**

## Language Functions

\* (١) تحية المقابلة والرد عليها :

Hello.

Or

Hi.

\* (٢) تحية الصباح والرد عليها :

Good morning.

\* (٣) للسؤال عن حال (صحة) شخص ما :

How are you ?

\* ويكون الرد كالاتى :

I'm fine, thank you.

## New words

Meeting	مقابلة	People	ناس / الناس
How ... ?	كيف ... ؟	Grandfather	جد
Today	اليوم	Like	يحب
Sing	يغنى	I am = I'm	أنا أكون
Song	أغنية	You are = You're	أنت تكون
Belt	حزام	Another	أخرى

## Important phrases

I am Mona.	أنا منى.
I am a girl.	أنا بنت (فتاة).
You are Kareem.	أنت كريم.
You are a boy.	أنت ولد (صبي).
Mona is a girl.	منى بنت (فتاة).
Kareem is a boy.	كريم ولد (صبي).
Sokkara is a puppet.	سكرة عروسة (دمية).
Hello / Hi.	أهلاً / مرحباً.
Good morning.	صباح الخير.
How are you ?	كيف حالك ؟
Fine, thanks.	بخير ، شكرًا (أشكر).

## Tapescripts

### (1) Listen and repeat :

Boy : Good morning.

Girl : Hello ! How are you ?

Boy : Fine, thank you.

## (2) Listen and repeat :

A : Good morning, Kareem.

B : Hello, Mona. Hello, Sokkara.


## (3) Listen and repeat :

A : Hi, Ali.

B : Hello, Hisham.

## Verb to be

I am ...	أنا اكون ...
He is ...	هو يكون ...
She is ...	هي تكون ...
It is ...	هو يكون / هي تكون ... (للمفرد الغير عاقل)
We are ...	نحن نكون ...
They are ...	هم يكونوا ...
You are ...	أنت تكون / أنتم تكونوا ...



I'm Mona.  
I'm a girl.



You're Sokkara.  
You're a puppet.



You're Kareem.  
You're a boy.









## Exercises

Match the capital letter with the small letter :

(A)	(B)
1 - U	- h
2 - P	- b
3 - E	- u
4 - B	- p
	- e

Match A with B :

( A )	(B)
1 – bird 2 – beans 3 – baby 4 – man 5 – pizza	     


Listen and fill in the gaps :

A : Good morning.

B : ..... ! How are you ?

B : Fine, ..... you.


**Listen and write the missing letter :**



p – n



S – kkara



m – n



b – ke

**Look and complete :**




1- It's a -----.



2- It's a -----.



3- You're a -----.



4- This is a -----.


**Write the words :**




-----



-----





-----



-----






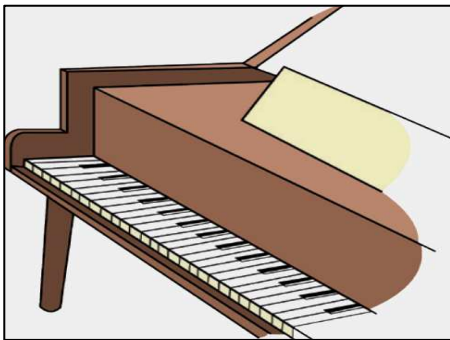
**Look and write :**



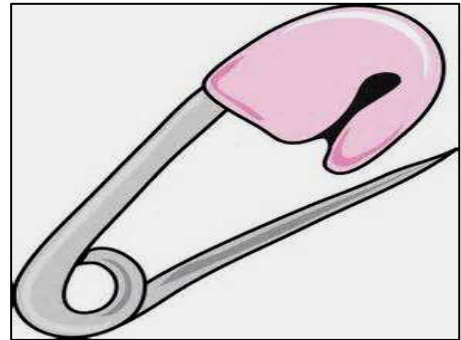
**1- What is it ?**



**2- How are you ?**



**3- What is it ?**



**4- Is it a pencil ?**

**Listen and fill in the gaps :**

A: Good .....

B: Hello ! ..... are you ?

B: Fine, thank you.


**Look and circle :**




boy      book



bird      beans



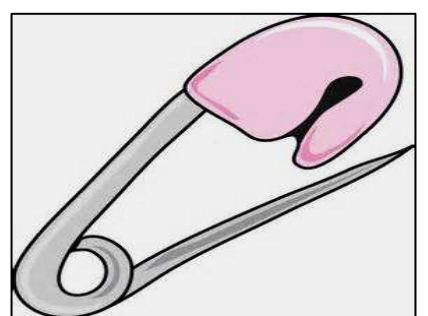
peach      pen



woman      man



bag      ball



pen      pin

**Unscramble and write :**

1- are – How – you ?

..... ?

2- Fine, – thank – you.

.....

3- I – am – Kareem.

.....

4- Sokkara – are – You.

.....

5- am – I – boy – a.

.....

6- Mona – am – I.

.....

**Look and complete :**




1- I like -----.



2- I am a -----.

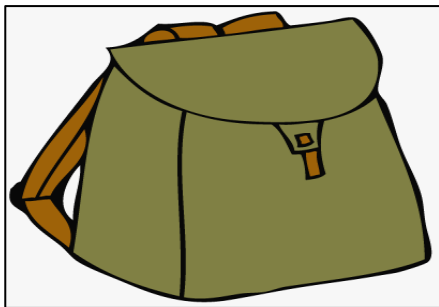


3- He is a -----.



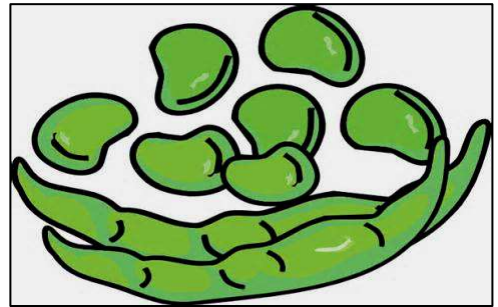
4- ----- !

**Look and write :**



1- What is it ?

-----



2- Do you like beans ?

-----



3- What is it ?

-----



4- Is he a boy ?

-----

Which picture begins with the letter. Write (✓) :


b


☐
☐

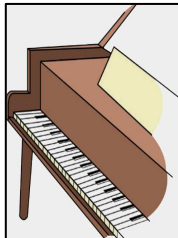
p


☐
☐

p


☐
☐

p


☐
☐

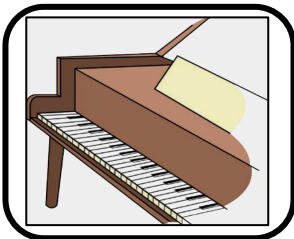
b


☐
☐


b


☐
☐

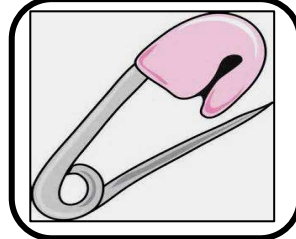
Write the words :




-----




-----




-----



-----




-----



-----



-----






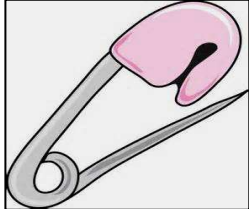


-----



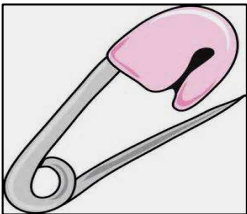

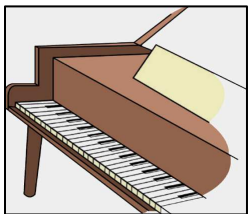



**Match the capital letter with the small letter :**




(A)	(B)
1- S	- k
2- D	- m
3- M	- s
4- K	- d
	- e

**Match A with B :**


( A )	(B)
1 – pin	
2 – Kareem	
3 – Sokkara	
4 – bike	
5 – Mona	
	

**Which one begins with a different sound :**


		
		




**Listen and write the missing letter :**



**bi – d**



**b – ans**




**– ot**



**b – by**

**Look and complete :**



**1- I am .....**



**2- You ..... Kareem.**



**3- I am .....**



**4- They are .....**

**Copy the following sentence :**

I'm Mona. I'm a girl.



## Unit 2


## In the Field

في الحقل



شجرة

tree




زهرة

flower




فراشة

butterfly




طائر

bird




بحيرة

lake



سحابة

cloud



ضفدعة

frog




نحلة

bee




شجيرة

bush



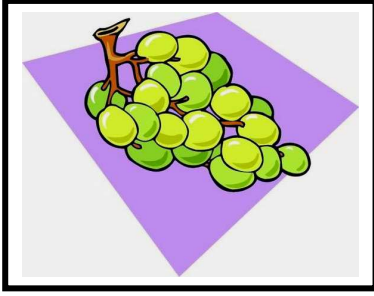
هذا / هذه

this



ذلك / تلك

that




عنب

grapes



بطة

duck



عصير

juice



كعكة / كيكة

cake

---


---

---

---


---

---



سندوتش

sandwich



بطيخة

watermelon

---

---

---

---

---

---

---

---


---

# Gg



حديقة

**garden**



لعبة

**game**



بنت

**girl**



يذهب

**go**

---

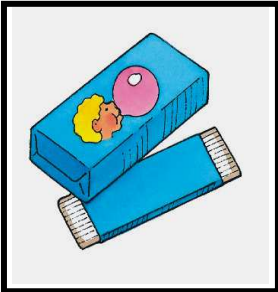
---

---

---


---

---




لبان

**gum**



عنزة

**goat**



أخضر

**green**



بندقية

**gun**

---

---

---

---

---


---

# Kk



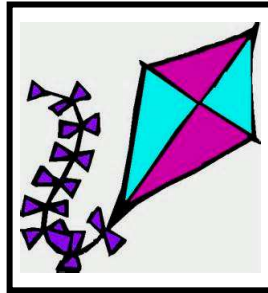
مفتاح

key




ملك

king



طائرة ورقية

kite



قطّة صغيرة

kitten

---


---

---

---


---

---



يُقبلُ

kiss



يركل / يشوط

kick



طقم / عدة

kit



ركبة

knee

---

---

---

---

---

---

## Language Functions

\* (١) صوت يحدث عند العطس :

Ah-choo !

\* عند الرد نقول للشخص (الذي يعطس) :

Bless you !

\* ثم يرد الشخص قائلاً:

Thanks !

## New words

ducks	بط	Napkin	فوطه
Trees	أشجار	Grass	عشب / نجيل
Water the flowers	يروي (يسقي) الزهور	A lot of food	الكثير من الطعام
Happy	سعيد	There is	يوجد (للمفرد)
Sad	حزين	There are	يوجد (للمجمع)

## Important phrases

Ah-choo !	آتشو (يعطس) !
Bless you !	باركك الله (يرحمكم الله) !
Thanks !	شكرًا !
This is a butterfly.	هذه فراشة.
That's a lake.	تلك بحيرة.

## Tapescripts

### (1) Listen and repeat :

Amira : Ah-choo !

Ayman : Bless you !

Amira : Thanks !

### (2) Listen and repeat :

Sokkar : Hi. I'm Sokkar.

Sokkara : Hello, Sokkar.

\*\*\*\*\*

## Demonstrative Pronouns

This is	هذا / هذه (اسم إشارة للمفرد القريب)
That is (That's) is	ذلك / تلك (اسم إشارة للمفرد البعيد)

- This is a girl.
- That is a cloud.


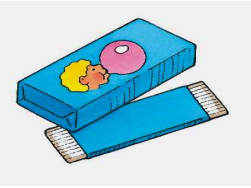






## Exercises

Match the capital letter with the small letter :

(A)	(B)
1- T	- f
2- E	- k
3- I	- t
4- K	- e
	- i

Match A with B :

(A)	(B)
1 – cloud	
2 – king	
3 – gum	
4 – goat	
5 – flower	
	


Listen and fill in the gaps :

A : Ah- .....

B : ..... you !

B : Thanks !

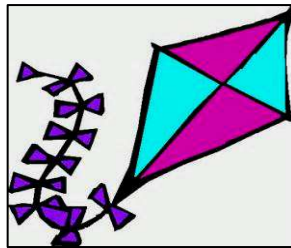
**Listen and write the missing letter :**



tre –



d – ck



k – te

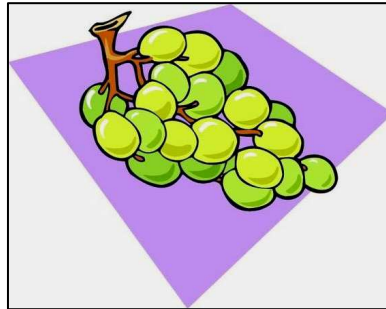


butt – rfly


**Look and complete :**




1- It's a -----.



2- I like -----.




3- This is a -----.



4- It's a -----.

**Write the words :**




-----





-----



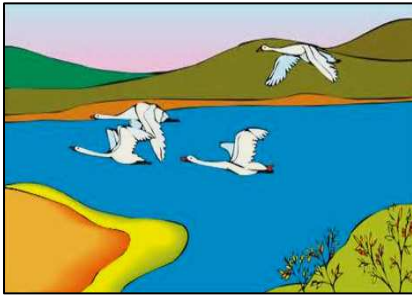
-----



-----




**Look and write :**



**1- What is it ?**



**2- What is it ?**



**3- What is it ?**




**4- Ah-choo !**

**Listen and fill in the gaps :**

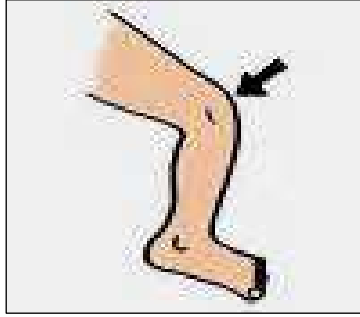
**Sokkar : Hi..... Sokkar.**

**Sokkara : ....., Sokkar.**

**Look and circle :**



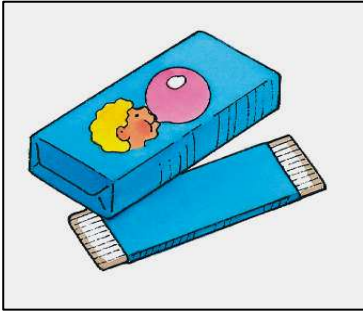
cloud      bird




hand      knee




king      woman



gum      game



fly      flower



lake      cloud

**Unscramble and write :**

1- Sokkar – Hi. – I'm.

.....

2- That – a – is – cloud.

.....

3- a – This – bird – is.

.....

4- you – Bless !

..... !

5- flower – This – a – is.

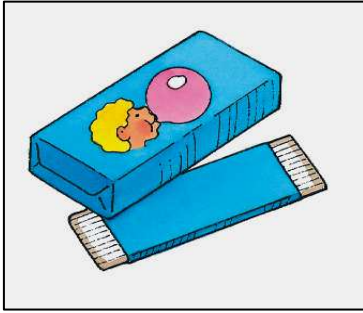
.....

6- tree – a – That's.

.....




**Look and complete :**



1- I like -----.



2- You're a -----.




3- It is a -----.




4- We ----- to school.

**Look and write :**



1- What is it ?

-----




2- Do you like grapes ?

-----



3- Is it green ?

-----




4- What is that ?

-----

Which picture begins with the letter. Write (✓) :



k


☐
☐


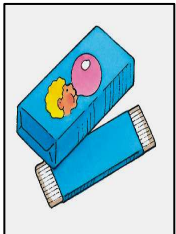
g


☐
☐


k


☐
☐



g


☐
☐


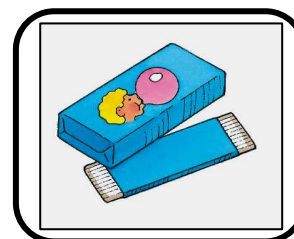



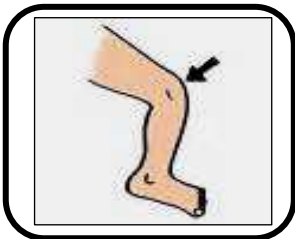
g


☐
☐

k


☐
☐

Write the words :











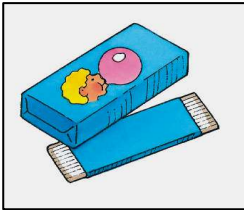





**Match the capital letter with the small letter :**

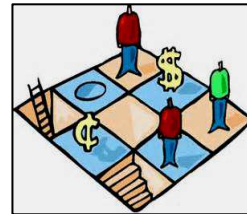
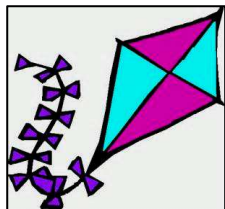
(A)	(B)
1- R	- q
2- L	- c
3- C	- e
4- Q	- l
	- r

**Match A with B :**

(A)	(B)
1 – this 2 – that 3 – kiss 4 – duck 5 – girl	     

**Which one begins with a different sound :**



**Look and complete :**



1- ----- is a tree.



2- This is a -----.




3- This ----- a bird.




4- This is a -----.

**Listen and write the missing letter :**



flo - er



clo - d



k - ss



- arden

**Copy the following sentence :**

This is a tree. That's a bird.


**Look and complete :**



1- That's a -----.



2- That's a -----.




3- ----- is a kite.



4- ----- is a kite.

**Look and circle :**



cloud      bird



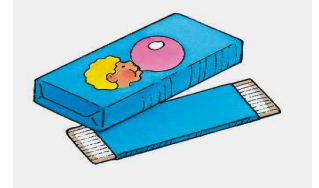
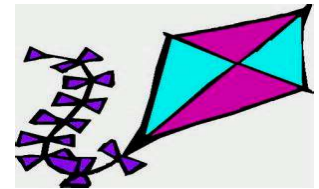
gum      garden



goat      kick

**Circle the odd one out :**

**Kk**






### Unit 3

## On the Farm في المزرعة



عنزة

goat



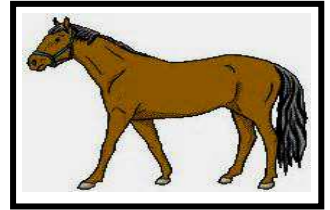
بقرة

cow




قطّة

cat



حصان

horse




طائر

bird



مزرعة

farm




دجاجة

chicken




بطة

duck




بركة مياه

pond



خروف

sheep



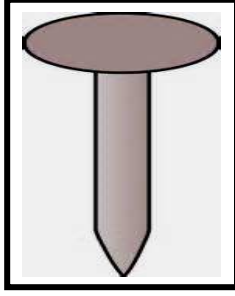
نخلة

palm tree



فلاح

farmer




مسمار

nail




بذور

seeds




كتكوت

chick




شاكوش

hammer



ديك رومي

turkey



قش

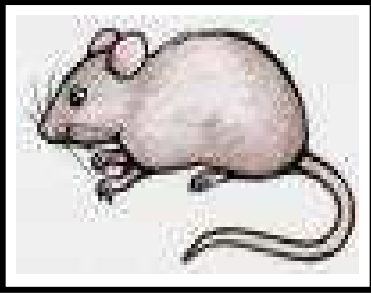
hay



آسف

sorry

# Mm



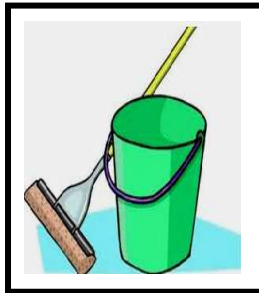
فأر صغير

mouse




لبن

milk



ممسحة

mop



نقود / مال

money

---

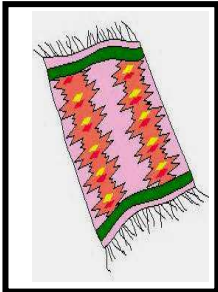
---

---

---

---

---




سجادة

mat




أم

mother



قمر

moon



قرد

monkey

---

---

---

---

---

---

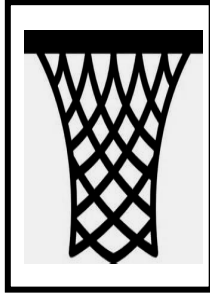


# Nn



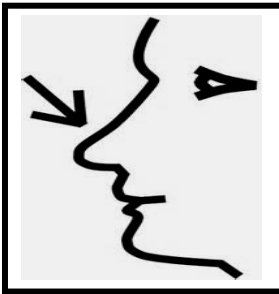
ليل / ليلة

night



شبكة

net




أنف

nose



عش

nest



بندقية

nut

---

---

---



---

---

---



ممرضة

nurse



قيلولة

nap



جريدة

newspaper

---

---

---



---

---

---

## Language Functions

\* (١) عندما نأمر شخص بالتزام الهدوء نقول :

Sh ! Be quiet !

\* عند الاعتذار لشخص نقول :

Sorry.

\* ثم يرد الشخص عند قبول الاعتذار قائلاً :

That's okay.

\* (٢) للسؤال عن اسم شيء مفرد قريب نقول :

What's this ?

\* عند الإجابة نقول :

It's a / an .....

\* (٣) للسؤال عن اسم شيء مفرد بعيد نقول :

What's that ?

\* عند الإجابة نقول :

It's a / an .....

### New words

Be	كن	Animal	حيوان
That	ذلك / تلك	What ... ?	ما / ماذا ... ؟
Quiet	هادئ	Sheet	ملاءة
Okay	حسنًا / وهو كذلك	Sh !	اسكت / اصمت !
Hen	دجاجة	Hammering	يطرق (مسامير)
The farmer's wife	زوجة الفلاح	Running after	يطارد / يتعقب

## Important phrases

Sh ! Be quiet !	اسكت ! كن هادئاً !
Sorry.	آسف.
That's okay.	ذلك حسناً / وهو كذلك.
Hello ! How are you ?	أهلاً ! كيف حالك ؟
Fine, thanks.	بخير ، شكرًا.
What's this ?	ما هذا / ما هذه ؟
What's that ?	ما ذلك / ما تلك ؟
It is = It's	هو يكون / هي تكون

\*\*\*\*\*

## Tapescripts

### (1) Listen and repeat :

Hisham : Sh ! Be quiet !

Adel : Sorry.

Hisham : That's okay.

### (2) Listen and repeat :

Sokkara : Hello ! How are you ?

Sokkar : Fine, thanks.







\*\*\*\*\*

## Exercises

Match the capital letter with the small letter :

(A)	(B)
1- N	- m
2- G	- p
3- P	- g
4- M	- n
	- b

Match A with B :

( A )	(B)
1 – nurse 2 – goat 3 – mop 4 – newspaper 5 – milk	     

Listen and fill in the gaps :


A : Sh ! Be ..... !

B : .....


A : That's okay.



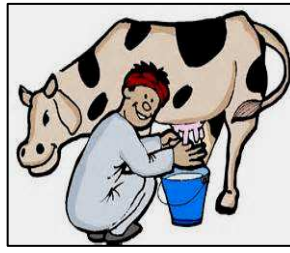
**Listen and write the missing letter :**




c – w



m – on




f – rmer

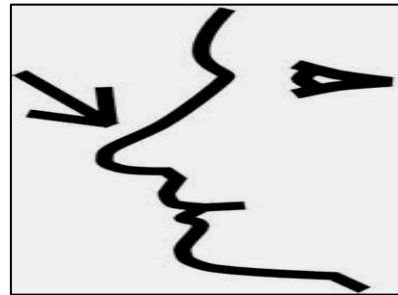


ch – cken

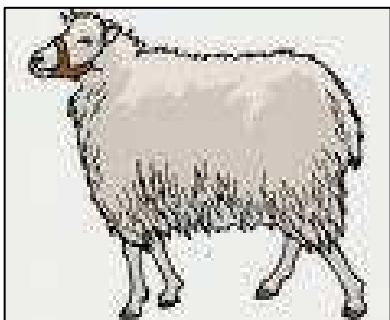
**Look and complete :**




1- It's a -----.



2- It's a -----.






3- This is a -----.



4- That's a -----.

**Write the words :**






-----

-----

-----


-----




**Look and write :**




**1- Sh ! Be quiet !**



**2- What's this ?**



**3- What's that ?**




**4- What's that ?**

**Listen and fill in the gaps :**


**A : Hello ! How ..... you ?**

**B : ....., thanks.**

**Look and circle :**




cat      chick



nut      net




mother      father



nut      net



nurse      moon



turkey      monkey

**Unscramble and write :**

1- is – that – What ?

.....

2- a – It – cow – 's.

.....

3- this – What – 's ?

.....

4- Be – Sh ! – quiet !

..... !


5- a – That's – duck.

.....


6- are – you – Hello ! – How ?

.....

**Look and complete :**



1- That's a -----.



2- This is a -----.




3- I like -----.



4- We sleep at -----.

**Look and write :**



1- What's this ?

-----



2- What's that ?

-----



3- Is it a mop ?

-----




4- Sorry.

-----




Which picture begins with the letter. Write (✓) :


m


☐ ☐

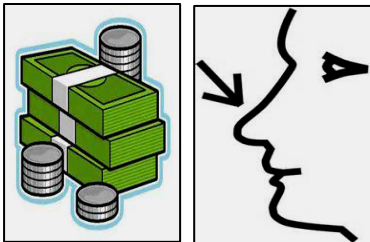
m


☐ ☐

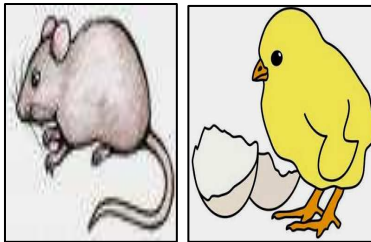
n


☐ ☐


n


☐ ☐

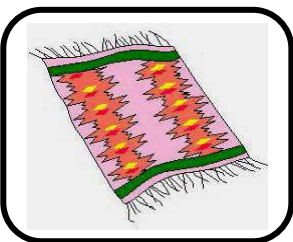
m


☐ ☐


t


☐ ☐

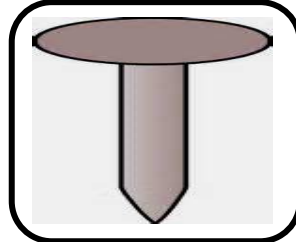
Write the words :



-----



-----




-----




-----



-----



-----



-----









-----




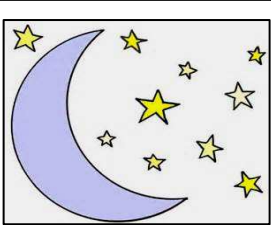




**Match the capital letter with the small letter :**




(A)	(B)
1- C	- u
2- H	- m
3- M	- c
4- U	- l
	- h

**Match A with B :**

(A)	(B)
1 – palm tree 2 – cow 3 – chicken 4 – hammer 5 – farm	     

**Which one begins with a different sound :**




**Look and write sentences :**



1- .....



2- .....



3- .....




4- .....

**Listen and write the missing letter :**



- ap



n - st



- ilk



f - rm

**Copy the following sentence :**

What's that ?

---



---



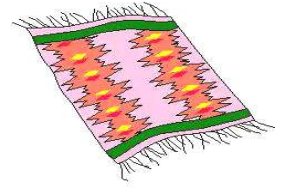

---



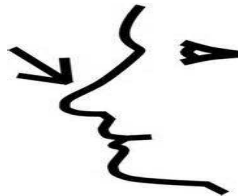

---

**Circle the odd one out :**

**Mm**



**Nn**



**Look and complete :**



1- That's a ..... 2- This is a .....



3- He is a ..... 4- She is my .....




**Listen and write the missing letter :**



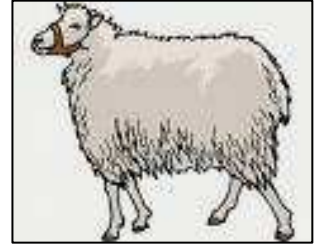
**c – t**




**n – t**



**t – rkey**




**shee –**




**b – rd**



**se – ds**

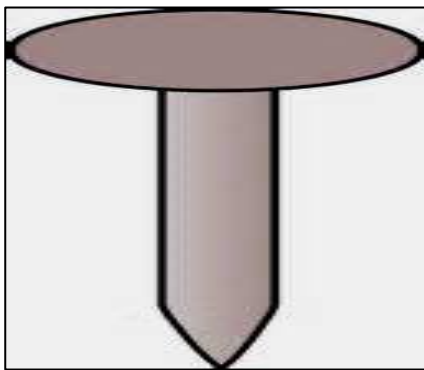


**– oney**



**far – er**

**Look and write :**




**1- What's this ?**

-----



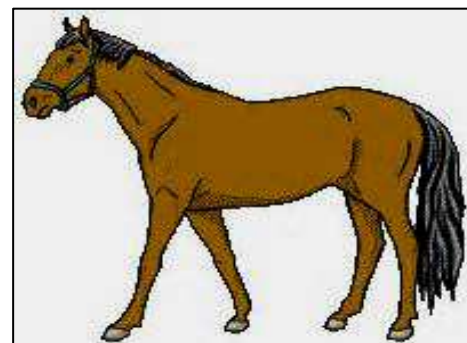
**2- Sh ! Be quiet !**

-----



**3- What's that ?**

-----



**4- What's this ?**

-----

## Review 1

Good	جيد	How ... ?	كيف ... ؟	Cloud	سحابة
Hi	أهلاً / مرحباً	Fine	بخير	Kitten	قطعة صغيرة
Thanks	شكراً	This	هذا / هذه	Milk	لبن
That	ذلك / تلك	Bird	طائر	Boy	ولد
Belt	حزام	Be quiet	كن هادئاً	Garden	حديقة
Morning	صباح	Ball	كرة	Tree	شجرة
Sorry	أسف	Horse	حصان	Girl	بنت
What ..?	ما / ماذا ..؟	Piano	لعبة البيانو	Mop	ممسحة
Pencil	قلم رصاص	Pizza	بيتزا	Net	شبكة
World	عالم	Kite	طائرة ورقية	Nose	أنف
Goat	عذرة	Cow	بقرة	Sheep	خروف

## Story Time & Sakkar's world

### Important expressions

Good morning. I'm Sokkar.	صباح الخير. أنا سكر.
Hi ! I'm Sokkara.	أهلاً. أنا سكرة.
How are you, Sokkar ?	كيف حالك يا سكر ؟
Fine, thanks.	بخير ، شكراً.
What is that ?	ما ذلك ؟
It's a pencil.	إنه قلم رصاص.
What is this ?	ما هذا ؟
It's a bird.	إنه طائر.
Ah-choo !	آه تشو (صوت يصدر عند العطس)
Bless you.	يرحمكم الله.
Thank you.	شكراً لك.
Sh ! Be quiet !	كن هادئاً !
Sorry.	أسف.



## Unit 4


## At the Store

في المتجر



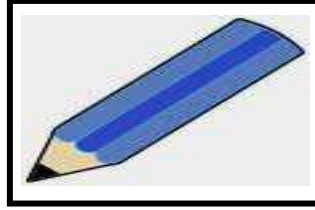
كتاب

book



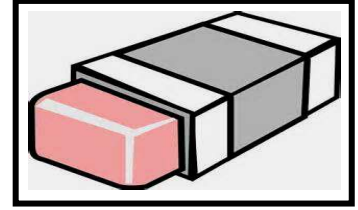
قلم حبر

pen




قلم رصاص

pencil




ممحاة / أستيكة

eraser



مقلمة

pencil case



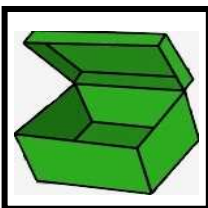
مسطرة

ruler



حزام

belt




صندوق

box



قلم ألوان شمع

crayon




حقيبة تسوق

shopping bag



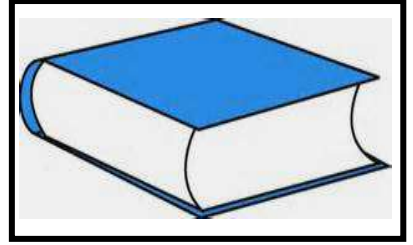
ناس / الناس

**people**



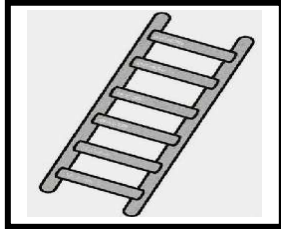
طابور / صف

**queue**



كتاب كبير

**big book**




سلم (متحرك)

**ladder**




متجر

**store**




طبعة كتب

**copy books**



كراسة

**notebook**



حقيبة كتب

**book bag**



رف


**shelf**

# Dd



مكتب

desk



كلب

dog



باب

door



بطة

duck

---

---

---

---



يوم

day




فستان

dress



دمية / عروسة

doll



حمار

donkey

---


---

---

---

Tt

10



عشرة


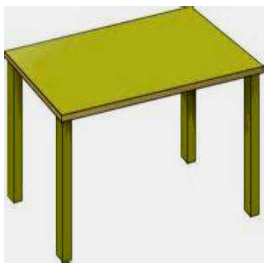
ten

تليفون

telephone

نمر

tiger



منضدة

table

شجرة

tree

معلم / معلمة

teacher

فريق

team

## Language Functions

\* (١) عندما نعطى شئ ما لشخص نقول :

Here you are.

\* عند تقديم الشكر لشخص نقول :

Thanks.

\* للرد على عبارات الشكر (الامتنان) نقول :

You're welcome.

\*\*\*\*\*

## New words

Here	هنا	It	هو / هي (المفرد الغير عاقل)
Welcome	يرحب / مرحباً	Shopping	التسوق
Sorry	آسف / حزين	A lot of	الكثير من
Carrying	يحمل (الآن)	There is	يوجد (المفرد)
Thanks	شكراً	There are	يوجد (الجمع)



## Important phrases

Here you are.	تفضل / لك ما طلبت
Thanks.	شكراً.
You're welcome.	على الرحب والسعة / العفو
Watch out !	احترس !
A boy is reading a book.	ولد يقرأ كتاب (الآن).
This boy is sneezing.	الولد يعطس (الآن).

## Tapescripts

### (1) Listen and repeat :

Man : Here you are.

Woman : Thanks.

Man : You're welcome.

### (2) Listen and repeat :

A : Ah-choo !

B : Bless you !

A : Thanks !

### (3) Listen and repeat :

Sokkara : Sh ! Be quiet !

Sokkar : Sorry.

## Indefinite Articles

### أدوات النكرة

a	توضع أمام الاسم المفرد النكرة الذي يبدأ بحرف ساكن. A cat / a book / a table / a door / a boy ....
an	توضع أمام الاسم المفرد النكرة الذي يبدأ بحرف متحرك. An apple / an orange / an egg / an umbrella ...

\* الحروف المتحركة هي ( Aa / Ee / Ii / Oo / Uu ) وعددها ٥ حروف.

\* الحروف الساكنة هي باقي الحروف وعددها ٢١ حرف.

\* للسؤال عن اسم شيء مفرد غير عاقل بالاستفسار (هل ..... ؟) نقول :

\* Is it a / an ..... ?

- Yes, it is. / No, it isn't.

e.g.

1- Is it a notebook ?

- Yes, it is. / No, it isn't.




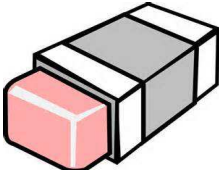


\*\*\*\*\*

## Exercises


Match the capital letter with the small letter :

(A)	(B)
1- R	- r
2- X	- g
3- C	- j
4- G	- c
	- x

# Match A with B :

( A )	(B)
1 – table 2 – ten 3 – eraser 4 – book bag 5 – dog	     

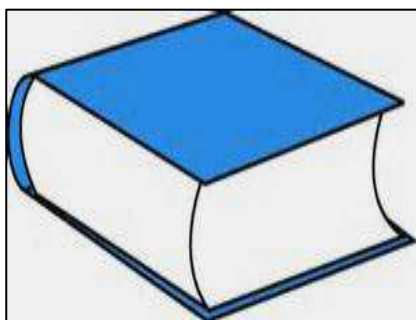
# Look and complete :



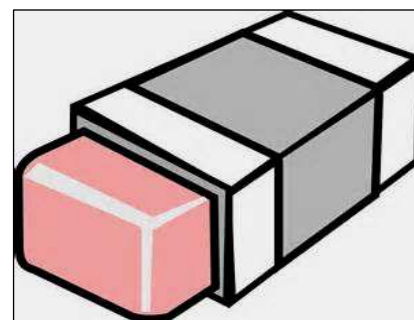
1- It's a -----.



2- It's a -----.



3- It's a ----- book.



4- It's an -----.


# Listen and write the missing letter :




b – lt



sh – lf



te – cher



d – nkey






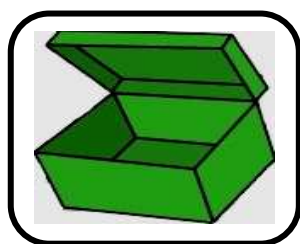
Listen and fill in the gaps :

A : Here you .....

B : Thank.

B : You're .....

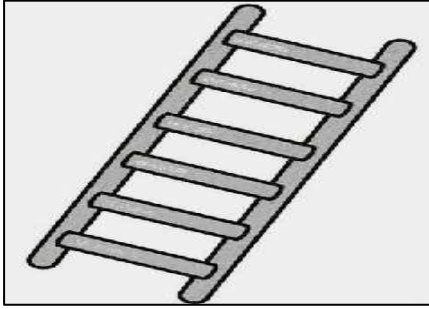
Write the words :



Copy the following sentence :

Here you are.

**Look and write :**



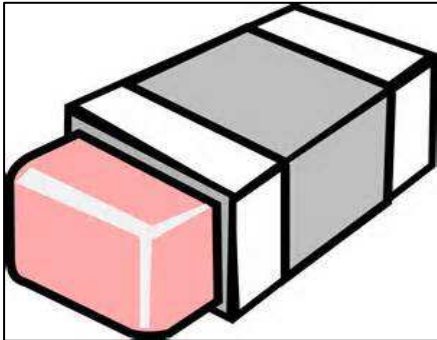
1- Is it a ladder ?

-----




2- Is it a doll ?

-----



3- Is it an egg ?

-----



4- Is it a donkey ?

-----

**Unscramble and write :**

1- Here – are – you.

-----

2- welcome – You – are.

-----

3- an – It's – eraser.

-----

4- case – a – It's – pencil.

----- !

5- it – Is – a – table ?


-----

6- Is – a – it – dog ?


-----




**Look and circle :**



flower    tree




eraser    ruler



pen    pencil case



door    desk




teacher    tiger



tree    telephone

**Look and complete :**



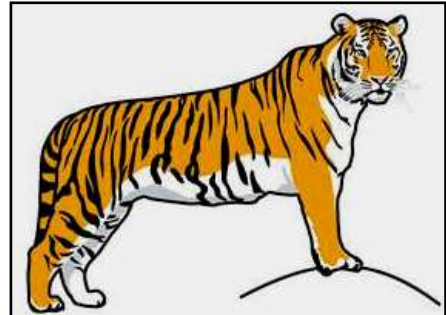
1- It's a .....



2- This is a .....

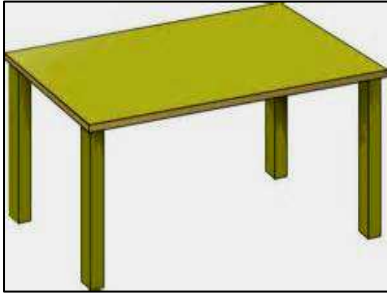


3- It's a .....




4- A ..... runs fast.

**Look and write :**



**1- What's this ?**

-----




**2- What's that ?**

-----



**3- Is it a belt ?**

-----




**4- Is it a pencil ?**

-----

**Listen and write the missing letter :**



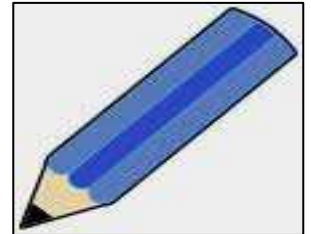
**d – ll**



**r – ler**



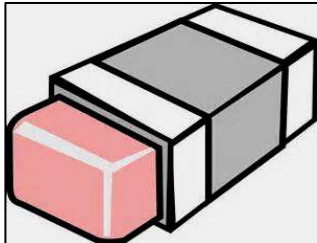
**cr – yon**



**– encil**



**st – re**



**e – aser**



**bo – k**





**– eam**

Match the capital letter with the small letter :

(A)	(B)
1- B	- k
2- K	- v
3- N	- b
4- V	- n
	- d



Which picture begins with the letter. Write (✓) :

t



☐
☐

d



☐
☐

t

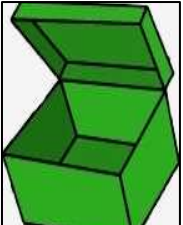

☐
☐

d


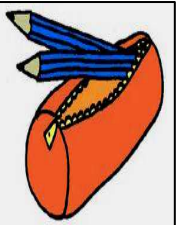
☐
☐

t

☐
☐





p

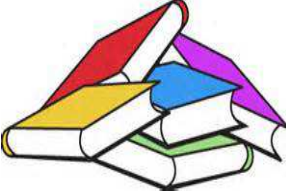





☐
☐



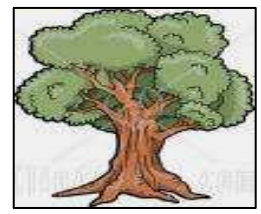
**Write the words :**



**Match A with B :**


( A )	(B)
<p>1 – doll</p> <p>2 – pencil box</p> <p>3 – copy books</p> <p>4 – door</p> <p>5 – tiger</p>	     

**Which one begins with a different sound :**

**Circle the odd one out :**


**Tt**



**10**



**Dd**




**Look and write :**



**1- Is it a pen ?**

-----



**2- Is it an eraser ?**

-----






3- Is it a book ?



4- Is it a pencil case ?

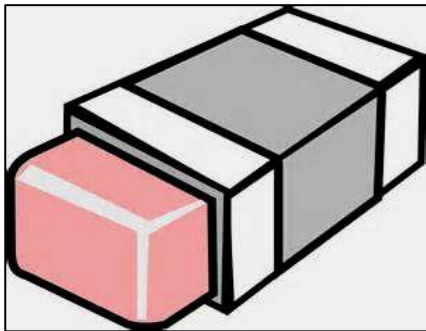
**Look and complete :**



1- ----- you are.



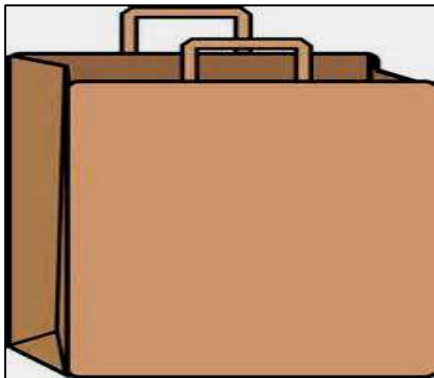
2- You're -----.



3- It's ----- eraser.



4- They are -----.



5- It's a ----- bag.



6- It ----- a shelf.

## Unit 5

## At School

في المدرسة




مدرسة

**school**




منزل

**house**



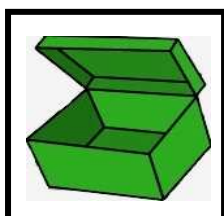
زهور

**flowers**



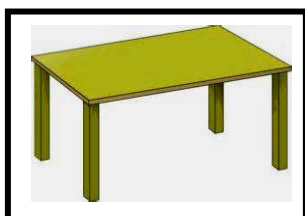
أولاد

**boys**




صندوق

**box**




منضدة

**table**



مسطرة

**ruler**




أطفال

**children**



بنات

**girls**



الشمس

**sun**



قارب

**boat**



رسومات

**drawings**

## Numbers

1

واحد

one

2

اثنان

two

3

ثلاثة

three

4

أربعة

four

5

خمسة

five

6

ستة

six

7

سبعة

seven

8

ثمانية

eight

9

تسعة

nine

10

عشرة

ten

11

إحدى عشر

eleven

12

اثني عشر

twelve

13

ثلاثة عشر

thirteen

14

أربعة عشر

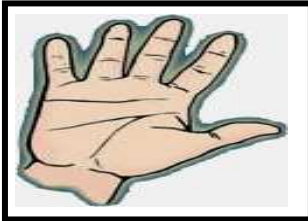
fourteen

15

خمسة عشر


fifteen

Hh




يد

hand



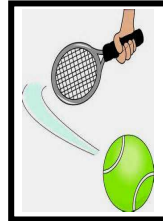
قبعة

hat



دجاجة

hen




يضرب

hit



منزل

house



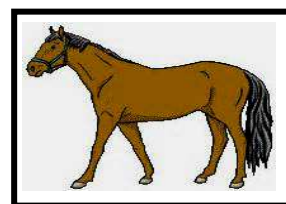
قلب

heart




بيت

home



حصان


horse



سعيد

happy

# Ww



شبكة عنكبوت

**web**



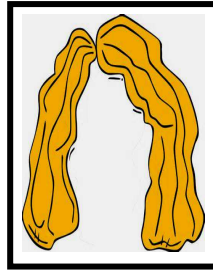
مبتل

**wet**



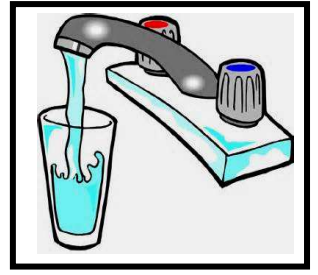
ذئب

**wolf**



باروكة

**wig**



ماء

**water**

---

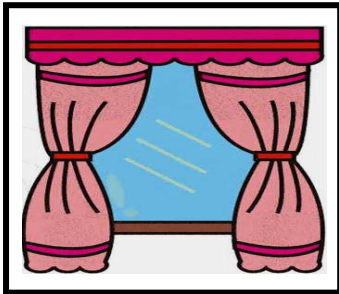
---

---

---


---

---



شباك / نافذة

**window**



إمرأة / سيدة

**woman**



ساعة يد

**watch**

---

---

---

---

---

---



## Language Functions

\* (١) للسؤال عن الاسم الأول لشخص نقول :

What's your first name ?


\* عند الرد يقول الشخص :

It's .....


\* (٢) للسؤال عن الاسم الأخير لشخص نقول :

What's your last name ?


\* عند الرد يقول الشخص :

It's .....


## New words

Name	اسم	First	أول
Numbers	أرقام	Last	آخر / أخير

Clouds	سحب	Pictures	صور
Knock over	يقع / يوقع	How many ... ?	كم عدد ... ؟

### Important phrases

What's your first name ?	ما هو اسمك الأول ؟
What's your last name ?	ما هو اسمك الأخير (لقبك) ؟
How many books ?	كم عدد الكتب ؟
How many pens ?	كم عدد الأقلام الحبر ؟

### Tapescripts

#### (1) Listen and repeat :

Teacher : What's your first name ?

Sarah : Sarah.

Teacher : What's your last name ?

Sarah : Hassan.

#### (2) Listen and repeat :

A : Is it a cow ? (Kareem and Mona)

B : Yes, it is.

A : What's this ? (Kareem and Mona)

B : It's a cloud.

## Singular & Plural

### المفرد والجمع

\* نضيف حرف (s) لمعظم الأسماء المفردة عند الجمع مثل :

- cow → cows
- cat → cats
- boy → boys
- book → books
- girl → girls

\* للسؤال عن العدد نستخدم (How many .... ?) ونتبع الآتى :

(١) يتبعها دائماً فى السؤال اسم جمع.

(٢) الاسم بعدها هو الاسم الذى نسأل عن عدده.

- \* How many girls ? - Three girls.
- \* How many bags ? - Six bags.
- \* How many pens ? - One pen.





\*\*\*\*\*

## Exercises


Match the capital letter with the small letter :

(A)	(B)
1- Y	- d
2- D	- y
3- H	- w
4- W	- h
	- i

# Match A with B :

( A )	(B)
<p>1 – heart</p> <p>2 – water</p> <p>3 – fifteen</p> <p>4 – hand</p> <p>5 – web</p>	 <p>12      15</p>   


## Look and complete :



1- She is a -----.



2- It's a -----.

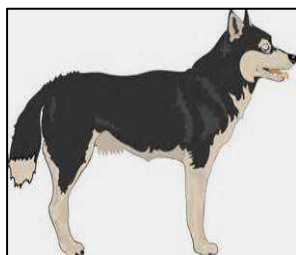


3- I like -----.



4- Three -----.


## Listen and write the missing letter :




wol –



– atch



w – b



se – en

Listen and fill in the gaps :

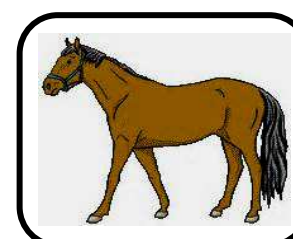

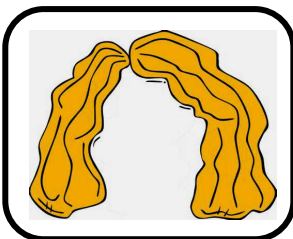



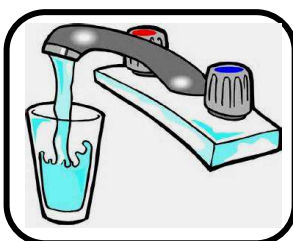

A: What's ..... first name?

B: Sarah.

A: What's your..... name?

B: Hassan.

Write the words :






**Look and write :**



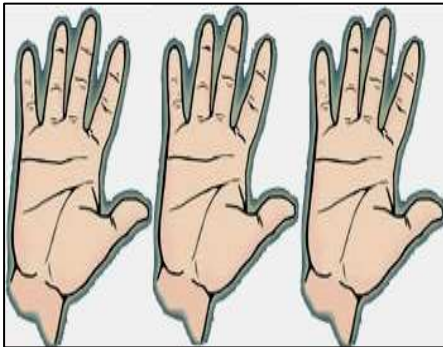
**1- How many hats ?**

.....



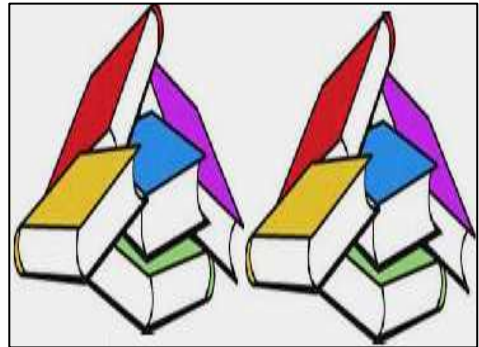
**2- How many hearts ?**

.....



**3- How many hands ?**

.....



**4- How many books ?**

.....

**Unscramble and write :**

**1- last – What's – name – your ?**

.....

**2- your – first – name – What's ?**

.....

**3- many – How – wigs ?**

.....

**4- horses – many – How ?**

..... !

**5- it – Is – a – cow ?**

.....

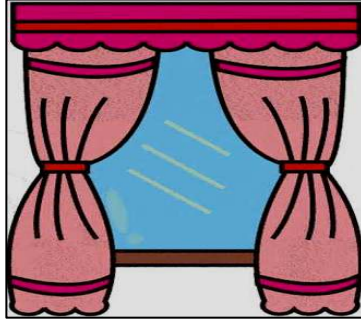
**6- is – a – It – cloud.**

.....

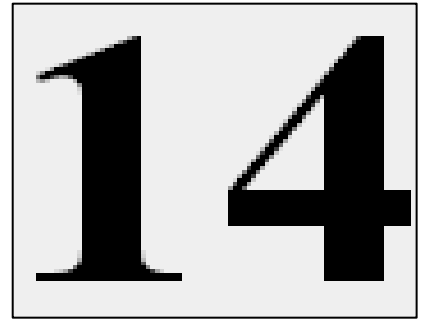
**Look and circle :**



hand happy



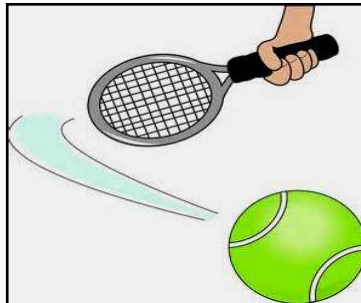
window wolf



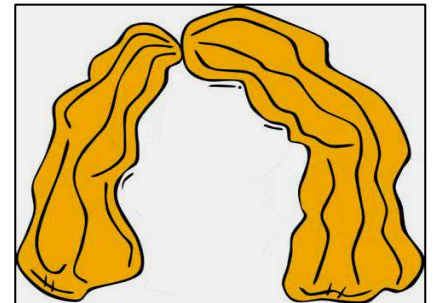
fourteen four



watch wet




hat hit




wig woman

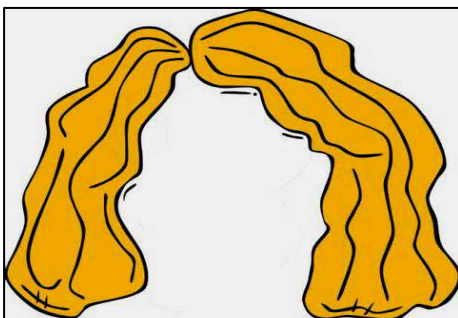
**Look and complete :**



1- ----- flowers.



2- Four -----.

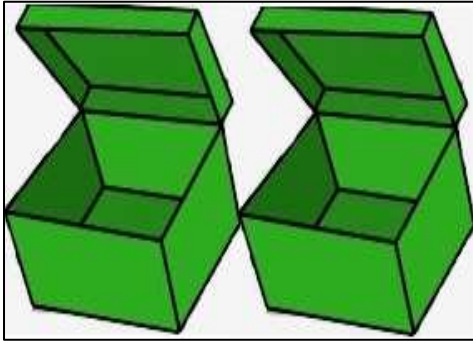


3- One -----.



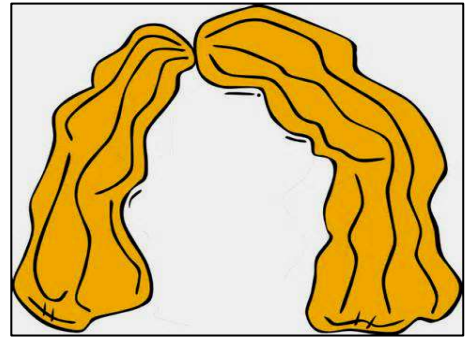
4- ----- watches.

**Look and write :**




**1- How many boxes ?**

-----



**2- How many wigs ?**

-----



**3- How many dolls ?**

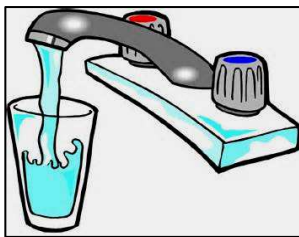
-----




**4- What's this ?**

-----

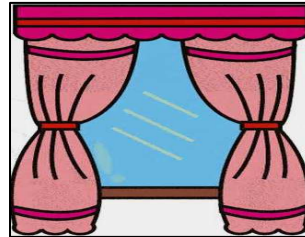
**Listen and write the missing letter :**




**- ater**




**wo - an**



**w - ndow**



**- ight**




**s - n**



**gir - s**



**bo - t**



**- orse**

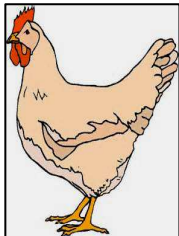



**Match the capital letter with the small letter :**

(A)	(B)
1- C	- p
2- R	- a
3- P	- b
4- A	- r
	- c



**Which picture begins with the letter. Write (✓) :**

**w**

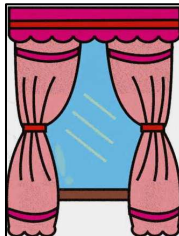

☐
☐

**h**



☐
☐

**w**

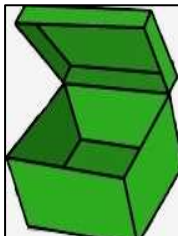

☐
☐

**h**



☐
☐

**w**


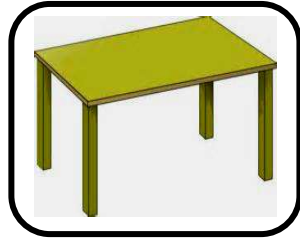



☐
☐

**b**








☐
☐

**Write the words :**



**Match A with B :**

( A )	( B )
<p>1 – wolf</p> <p>2 – window</p> <p>3 – five</p> <p>4 – eleven</p> <p>5 – boat</p>	 <p>11</p> <p>5</p>   

**Which one begins with a different sound :**



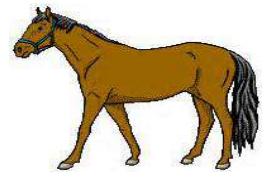

5

13


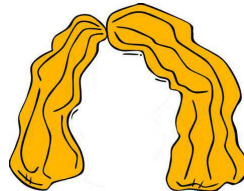
4

**Circle the odd one out :**

Hh



Ww




**Look and write :**




**1- What's this ?**

-----




**2- How many suns ?**

-----



3- What's this number ?

-----



4- Is it a web ?

-----

**Look and complete :**



1- They are -----.



2- They're -----.



3- It's number -----.



4- He is -----.



5- This is my -----.



6- One -----.

# Unit 6

## Sports Time وقت الرياضة




بارد / بردان

**cold**




حار / حران

**hot**




سعيد

**happy**



حزين

**sad**



جوعان

**hungry**




عطشان

**thirsty**



متعب / مرهق

**tired**




غاضب

**angry**



كرة

**ball**



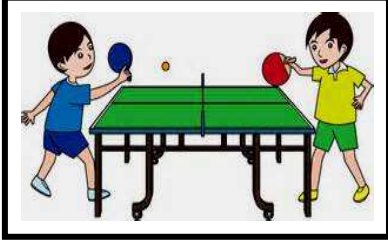
عصير

**juice**




ملعب / فناء

**playground**




تنس طاولة

ping pong



سندوتش

sandwich




شجرة

tree



شبكة كرة السلة

basketball net



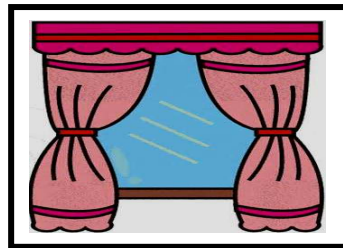
يقذف (بشدة)

bounce




حصة التربية البدنية

P.E class



شباك / نافذة

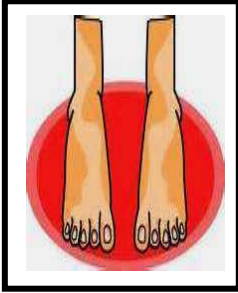
window



رياضة


sport

# Ff



أقدام

**feet**



سمكة

**fish**




شوكة

**fork**



نار

**fire**



مروحة

**fan**



سمين

**fat**

---

---

---



---


---

---




ثعلب

**fox**



ريشة

**feather**



فلاح

**farmer**



أب

**father**

---

---

---



---

---

---



Vv



شاحنة

van



زهريّة / فائزة

vase



آلة الكمان

violin




شريط فيديو

video



طبيب بيطري

vet



حجاب / خمار

veil



خضراوات

vegetables

## Language Functions

\* (١) للتعبير عن الألم نقول :

Ouch !

\* عند الرد على شخص يتألم نقول :

Are you okay ?

\* ويرد الشخص (إذا كان بخير) قائلاً :

I think so.

\*\*\*\*\*

## New words

Think	يعتقد / يفكر	So	ذلك
Time	وقت / مرة	Proud	فخور
Jumping mat	سجادة القفز	Jumping rope	حبل القفز
Climbing rope	حبل التسلق	Drink juice	يشرب عصير

## Important phrases

Ouch !	أوتش (تعبير يدل على الألم).
Are you okay ?	هل أنت بخير ؟
I think so.	أعتقد ذلك.
Sorry !	آسف !
That's okay.	وهو كذلك.
Are you happy ?	هل أنت سعيد ؟

## Tapescripts

### (1) Listen and repeat :

Ramy : Ouch !

Eva : Are you okay ?

Ramy : I think so.

### (2) Listen and repeat :

Sokkara : Sorry !

Sokkar : That's okay.

\*\*\*\*\*

## (Yes – No) Questions

\* للسؤال عن صفات يشعر بها الشخص بمعنى (هل أنت .... ؟) :

\* Are you ..... ? - Yes, I'm. / No, I am not.

\* Are you cold ? - Yes, I'm.

\* Are you sad ? - No, I am not.

## Exercises

Match the capital letter with the small letter :

(A)	(B)
1- C	- c
2- T	- u
3- U	- e
4- E	- t
	- a

Look and write :



1- Are you cold ?

.....




2- Are you proud ?

.....



3- Are you happy ?

.....



4- Are you angry ?

.....







**Listen and fill in the gaps :**

A : Ouch !

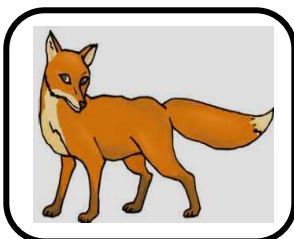


B : Are you ..... ?

A : I think .....


**Match A with B :**

( A )	(B)
<p>1 – fork</p> <p>2 – hungry</p> <p>3 – veil</p> <p>4 – happy</p> <p>5 – feet</p>	     

**Write the words :**







**Listen and write the missing letter :**




f – re



– at



ping po – g



jui – e


**Look and write :**



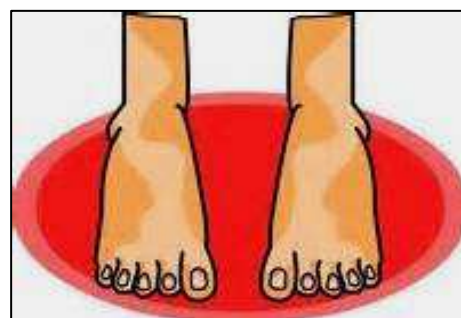
1- What is this ?



2- Is it a video ?



3- Is it a fish ?



4- How many feet ?

**Unscramble and write :**

1- you – okay – Are ?

2- think – I – so.

3- you – Are – hungry ?

**Look and complete :**



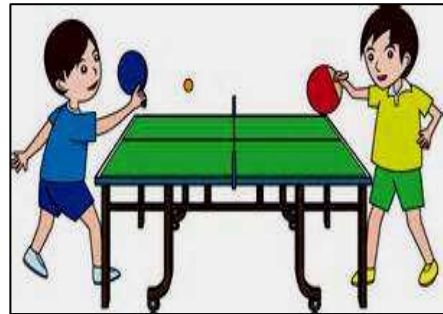
1- It's a -----.



2- I like -----.



3- You're a -----.

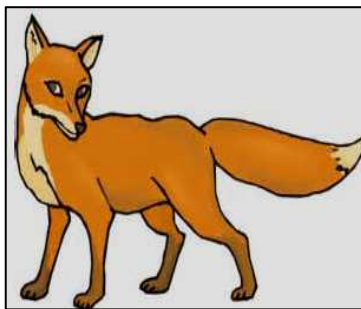


4- It's -----.

**Look and circle :**




angry    tired



box        fox




fork        farmer



feather fat




fan van



sandwich juice

**Look and write :**




1- What's this ?

---



2- What's this ?

---



3- How many feathers ?

---



4- Is it a vase ?

---

**Listen and write the missing letter :**



– ather



– ase



v – olin




va –



**Look and complete :**



1- He is -----.



2- It's a -----.



3- It's the P.E -----.



4- I'm -----.




5- This is my -----.

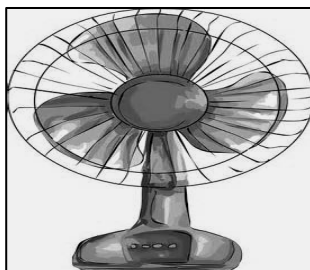


6- One -----.

**Listen and write the missing letter :**




s – d



– an



– ideo






an – ry

**Listen and fill in the gaps :**


**A : What ..... that ?**

**B : ..... a vase.**

**Write the words :**



**Look and circle :**




**vase**

**veil**



**vet**

**vase**



**hungry**

**angry**



## Review 2

Hungry	جوعان	Thanks	شكرًا	Feet	أقدام
Thirsty	عطشان	Desk	مكتب	Table	منضدة
World	عالم	Tiger	نمر	Duck	بطة
Here	هنا	House	منزل	Violin	الكمان
Happy	سعيد	Water	ماء	Horse	حصان
Story	قصة	Fish	سمكة	Woman	إمرأة
Welcome	مرحبًا	Van	شاحنة	Okay	حسنًا

## Story Time & Sakkara's world

### Important expressions

Are you hungry, Sokkar ?	هل أنت جائع يا سكر ؟
Yes, I am.	نعم أنا أكون.
Here you are.	تفضل.
Thanks.	شكرًا.
You're welcome.	على الرحب و السعة.
Are you thirsty, Sokkar ?	هل أنت عطشان يا سكر ؟
I'm happy.	أنا سعيد.
Are you okay ?	هل أنت بخير ؟
No, I am not.	لا لست بخير.
Oh, Sokkar !	ياه يا سكر !



Mr / Ashraf Shaheen