

General Revision

Ramy :-	What colour is it?	ما لونه ؟
Samir :-	It's blue. Blue is my favourite colour !	انه أزرق- الأزرق لوني المفضل.
Ramy :-	Blue is nice, but I like red.	الأزرق جميل و لكن أنا أحب الأحمر
Clerk :-	Where are you from ?	من أين أنت ؟
Man :-	I am from France .	أنا من فرنسا .

Soha :-	Oh, no! What a mess!	يا لها من فوضى !
Ali :-	Yeah, you're right.	نعم أنتى على حق
Soha :-	Let's clean up.	هيا ننظف
Ali :-	Okay. Let's get the broom.	موافق هيا نحضر المقشة .
Sokkara :-	What time is it ?	ما الوقت ؟
Sokkar :-	It's two o'clock.	انها الثانية بالضبط

Sarah :-	What's wrong ?	ما الأمر ؟
Mother:-	We're late. Please hurry!	نحن متأخرون - من فضلك إسرعى
Sarah:-	Oh...I can't decide.	أنا لا أستطيع أن أقرر
Sokkara :-	What colour is it ?	من لونه ؟
Sokkar :-	It's brown .	انه بنى

Girl :-	Hey! That's mine.	انها ملكى
Boy :-	No, it isn't. It's mine.	لا انها ملكى
Girl :-	Oops! Sorry.	أسفة
Boy :-	That's okay.	على ما يرام - مفيش حاجة
Clerk :-	Where do you live?	أين تعيش ؟
Sokkara :-	I live in Puppet Ville.	أنا أعيش فى بيتفلى

Laila :-	Miss Sarah, may I use the bathroom?	هل يمكن ان استخدم الحمام مس سارة ؟
Kareem's mother :-	Of course.	بالطبع
Laila :-	Where is it?	أين هو ؟
Kareem's mother :-	It's over there.	انه هناك
Laila :-	I see it. Thanks.	أراه - شكرا
Sokkar :-	What a mess!	يا لها من فوضى !
Sokkara	Let's clean up.	هي ننظف

Samir :-	Pass the cake, please.	أعطني الكيكة من فضلك
Kareem's mother :-	Which one ?	أيهم ؟
Samir :-	The chocolate cake .	كيكة الشيكولاتة
Kareem's mother :-	Here. Help yourself.	تفضل . خذ ما تشاء
Samir :-	Thanks.	شكرا
Sokkara :-	Hey ! That's mine	هذه لى
Sokkar :-	Oops! Sorry.	أسف

الترقيم - ١ - هو تغيير الحرف الأول من الجملة أو السؤال من Small الى Capital
 - ٢ - نضع نقطة فى نهاية الجملة و علامة استفهام فى نهاية السؤال
 - ٣ - نعرف السؤال إذا بدء بالتالى
 What / Who / When / Where / ما - ماذا / من - متى / أين / ما - ماذا

A	B	C	D	E	F	G	H	I	J	K	L	M	N	O	P	Q	R	S	T	U	V	W	X	Y	Z
a	b	c	d	e	f	g	h	i	j	k	l	m	n	o	p	q	r	s	t	u	v	w	x	y	z

أنا	هو	هى	هو أو هى لغير الإنسان	أنت - أنتم	نحن	هم - هن
I	he	she	it	you	we	they

ركز جيدا جدا فى اللى جاى

إذا جئت لنا صورة من الصور كما فى السؤال السادس فى الامتحان - و طلب منى كتابة جملة إذا كانت الصورة لشئ أو شخص **مفرد** ممكن أن نكتب الآتى:-

أسم الشئ الموجود فى الصورة (هذا يكون) **This is +**

EX:-



This is a window . This is a boat. This is a telephone. This is a key . This is a computer

إذا كانت الصورة لشئ أو شخص **جمع** ممكن أن نكتب الآتى:-

أسم الموجود فى الصورة (هذا يكون) **They are +**


EX:-



They are shoes. They are shorts. They are girls . They are shirts. They are boys .

حل هذه الأمثلة وركز فيها:

1- Look and write a sentence under each picture :-



هذا الكلام لا ينطبق على كل الصور - بعض الصور تحتاج مهارة خاصة منك بعض الصور تحتاج like أو He / She has . كما أننا لا يجب أن نضع a قبل الأسماء التى لا تعد و التى تعامل معاملة المفرد

What are these?
those?



They're shoes.

They're = They are

للسؤال عن اللون نستخدم :-

What colour is / are?

استخدام is مع المفرد و استخدام are مع الجمع

- It is / They are + اسم اللون استخدام

مع الجمع They are ومع المفرد It is

1 - What colour is it ?

It is red .

للسؤال عن البلد التى أنت منها نستخدم :-

Where is / are + اسم الفاعل أو ضميره .?

1 - Where are you from ?

من أين أنت ؟

I am from France .

أنا من فرنسا .

عندما نجد صورة لشئ جمع - نكتب تحتها (They are) (هم يكونوا)

1- Choose the correct word :-

1 - What colourthey ? They are yellow .

a) is b) are c) am

2 -this a pen ? - Yes, it is .

a) Are b) Am c) Is

3 - Blue is , but I like red .

a) nice b) boat c) shoes

4 - Where are you ? - I'm from France .

a) farmer b) farm c) from

5 - They are my

a) shirt b) shoes c) book

2- Punctuate the following sentences :-


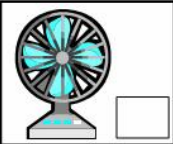



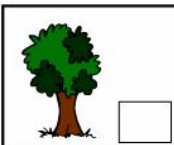
1. what are they

2. they are socks









1- Read and match {A} with {B}:-

{A}	{B}
1- What is this ?	a- my shoes .
2- What are	b- , please .
3- They are	c- they ?
4- Pass the cake.....	d- play .
1{ } 2{ } 3{ } 4{ }	e- It's a book .

2- Listen and number the pictures :-

1- tree			
2- apple			
3- chair			
4- fan			
5- table			
6- bag			

3- Look at the pictures and un scramble the words :-

			
rscarto	lyap	bde	ueflt
.....
			
otp	mpo	kbie	mbsreccuu
...

1- Listen and fill in the gaps:-

Kareem:- What colourit?

Mona:- It's blue , blue is but I like red .

2- Choose the correct word :-

1 - is my sister Mona .

a) He b) I c) She

2 - They are my

a) skirt b) cap c) shirts

3 - Oh, no! What a !

a) nice b) mess c) o'clock

4 - Let'sup

a) clean b) cleaning c) cleans

5 -are my trousers .

a) They b) It c) This

3- Look at the pictures and unscramble the words :-

			
fletu	tejakc	mracea	uelt
.....

4- Punctuate the following sentence :-

1. where are you from

2. what are these

3. they're shoes

1- Copy the following sentences :-

1. He is my father .

2. Where are you from?

2- Punctuate the following sentence :-

1. i'm from France

3- Listen and number the pictures :-

1- gum


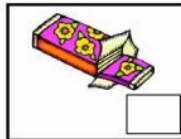
2- candy

3- mop

4- key

5- salad

6- egg



4- Look and write a sentence under each picture :-



5- Listen and fill in the gaps:-

Mother :- Whatis it ?

Boy :- It.....blue .

إن بعض أنواع الملابس يأتي دائما في صيغة الجمع ويُعامل معاملة الجمع بوضع are معه .

Examples :-

1 - They are socks .

هذا جورب { شراب }

2 - The shoes are black .

الحذاء يكون أسود .

ملابس تأتي جمع مثل :-

shoes - jeans - trousers - shorts - socks - pants - glasses

فإذا جاءت لنا صورة جمع فنقول :-



They are shorts. They are trousers. They are shoes.

1 - Choose :-

1 - My shoes (am - is - are) black .

2 - My socks (am - is - are) red .

3 - My pants (am - is - are) white .

1- Read and match { A } with { B }:-

{ A }		{ B }	
1-	What colour	a-	favourite colour .
2-	Blue is my	b-	from ?
3-	Blue is nice ,	c-	France .
4-	Where are you	d-	is it ?
	1{ } 2{ } 3{ } 4{ }	e-	but I like red .

2- Punctuate the following sentences :-

1. what a mess

2. let's clean up

3. let's get a broom

الصور المفرد التي تبدأ بحرف متحرك - نضع قبلها **an**

الحروف المتحركة هي (a-e-i-o-u) والحروف الساكنة هي باقي الحروف وعد الحروف كلها ٢٦



This is an orange . This is an egg . This is an elephant . This is an orange .

الصور المفرد التي لا تبدأ بحرف متحرك - نضع قبلها **a**



This is a chair . This is a flower . This is a fan . This is a jacket .

صور الأشياء التي لا تُعد - يتم معاملتها معاملة المفرد باستخدام **This is** بدون وضع **a - an** قبلها
معنى كلمة أشياء لا تُعد (ليس لها مفرد أو جمع) مثل:-
وهكذا - صمغ glue - ثلج snow - مياه water - سلطة salad - أرز rice



This is salad . This is meat. This is juice. This is popcorn .

لاحظ عدم كتابة a - an قبل هذه الأشياء- كم أننا نستخدم معها **This is** وليس **They are**

1- Look at the pictures and unscramble the words :-

.....

1- Look at the pictures and unscramble the words :-

okobs	ietk	xbo	yooy
.....
cskos	kcae	ooz	aspo
.....

2- Listen and fill in the gaps:-

Kareem:-	What a
Mona:-	Let's clean

3- Listen and fill in the gaps:-

Mother:-	What's ?
Girl :-	We're Please hurry!

4- Read and match { A } with { B }:-

{ A }		{ B }	
1-	Where are you	a-	France .
2-	I am from	b-	up .
3-	Oh ! No. What a	c-	from ?
4-	Let's clean	d-	o'clock .
	1{ } 2{ } 3{ } 4{ }	e-	mess .

1- Choose the correct word :-

1 -are you from ? - I'm from France .

- a) Where b) How c) What

2 - Hey! That's.....

- a) is b) mine c) am

3 - Whatis it ? - It is blue .

- a) nice b) colour c) you

4 - It is blue , Blue is mycolour .

- a) favourite b) farmer c) farm

5 - Black is nice, but I blue.

- a) look b) book c) like

2- Read and match { A } with { B }:-

{ A }	{ B }
1 - Miss Sarah, may I use	A - there.
2 - He is my.....	B - school .
3 - She is my	C - father .
4 - It's over.....	D - the bathroom?
1() 2() 3() 4()	E - mother .

3- Look at the pictures and unscramble the words :-

			
ombor	nus	ktisr	stshor
.....
			
upos	rthihs	soesh	esdrs
....

للسؤال عن الوقت نستخدم الآتى :-

- What time is it ? ؟ ما الوقت - What is the time ? ؟ كم الوقت
→ It is + الوقت + o'clock . → It is + الوقت + o'clock .

1 - What time is it ?



It is four o'clock .

حروف الجر للمكان

١ - عند السؤال عن مكان شيء مقرر نستخدم

1 - Where is the + اسم الشيء

It is { in - on - under - next to - between } + المكان

٢ - عند السؤال عن مكان شيء جمع نستخدم

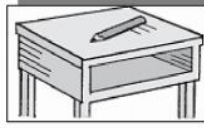
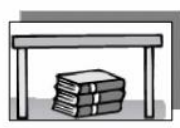
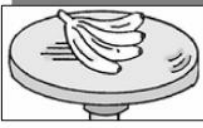
1 - Where are the + اسم الشيء

They are { in - on - under - next to - between } + المكان



The guitar is on the table. The kite is in the cupboard . The ball is under the desk .

1- Look and write a sentence under each picture :-

		
.....

2- Punctuate the following sentences :-

1. pass the cake, please


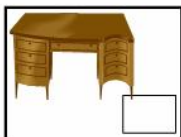

2. which one

1- Read and match { A } with { B }:-

1	Where do you live?	A	I like red .
2	Blue is nice , But	B	Let's get the broom .
3	What a mess!	C	they are shoes .
4	It's nine	D	I live in Puppetville.
	1- { } 2- { } 3- { } 4- { }	E	o'clock .

2 – Listen and number the pictures :-

- 1- desk
- 2 – milk
- 3 – water
- 4 – glue
- 5 – ice cream



3 – Listen and fill in the gaps:-

Mother:- What's

Mona:- We're late. Please.....

4 – Punctuate the following sentence :-

1. what a mess classroom

5 – Look and write a sentence under each picture :-



1 – Look and write a sentence under each picture :-



2 – Choose the correct word :-

1 – Oh! no. What a!

a) mess b) egg c) apple

2 –, it isn't. It's mine. .

a) Yes b) Ok c) No

3 – Let's clean

a) water b) up c) cup

4 –time is it ? - It's three o'clock .

a) Where b) How c) What

5 - I a blue bike .

a) is b) have c) has

3 – Punctuate the following sentences :-

1. what's wrong

2. we are late

3. please hurry up

4. i can't decide

1 – Listen and fill in the gaps:-

Kareem:- What colour it?
Mona:- It's blue. Blue is my colour!

2 – Listen and fill in the gaps:-

Kareem:- Oh, no! What a !
Mona:- Yeah, you're right. Let's up.

3 – Listen and fill in the gaps:-

Kareem:- What is it ?
Mona:- It's o'clock.

4 – Listen and fill in the gaps:-

Mona:- What's?
Mother:- We're late. Please!

5 – Listen and fill in the gaps:-

Mona:- Hey! That's mine.
Kareem:- No, it isn't. It's
Mona :- Oops!

6 – Listen and fill in the gaps:-

Kareem:-do you live?
Mona:- I in Puppet Ville .

7 – Listen and fill in the gaps:-

Mona:- Miss Sarah, may I use the?
Miss Sara:- Of course.
Mona :- Where it?

8 – Listen and fill in the gaps:-

Kareem:- Pass the, please.
Heba's mother:- Which one?
Mona :- The chocolate

✱ عند التعبير عن ملكية الأشياء نستخدم have ✱

مثال :- أنا عندي حذاء أحمر . I have red shoes .

✱ عند التعبير عن عدم ملكية الأشياء نستخدم don't have – doesn't have ✱

مثال :- أنا ليس عندي فستان أحمر I don't have a red dress

← تأتي have مع { I – you – we – they – اسم جمع }

← تأتي has مع { He – She – It – اسم مفرد }

ملحوظة هامة :

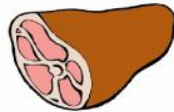

بعد النفي { not – n't } يتم وضع الفعل في المصدر

يعنى أيه الكلام دة – إذا كان الفاعل مفرد أو جمع و اتى بعده { not – n't } نضع بعده have أمثلة :-

1 – We don't have a car . 2 – She doesn't have a doll .

إذا جاءت صورة طعام ممكن أن نكتب تحتها - (أسم الطعام +) (I like

1 – Look and write a sentence under each picture :-



2 – Copy the following sentence :-

1. Where is my cap ?

2. It's on the shelf .

3 – Look at the pictures and unscramble the words :-



epje

ntet

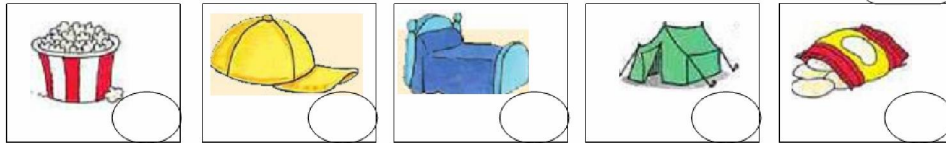
atp

aitnr

امتحان (١)

(A) Listening (10 M)

1. Listen and number the pictures : (5 marks - one mark each)



5

2. Listen and write the missing Word : (5 marks - two and half marks each)

A : What's

B : We're late. Please.....!

5

(B) Reading (9 M)

3. Read and Match A with B : (4 marks - one mark each)

- | | |
|----------------------|-----------------------------|
| 1. I have candy , | a. let's clean up . |
| 2. Hey! That's mine! | b. It's brown. |
| 3. What a mess! | c. the bathroom? |
| 4. may I use | d. I don't have juice . |
| | e. No, it isn't. It's mine. |

4

4. Choose the correct word(s) between brackets: (5M- one mark each)

1. Where (am – is – are) the book ?
2. He (have – does – has) a fever.
3. Yes, (we – they – he) does .
4. I like to eat (candies – milk – juice) .
5. Where are you (farm – from – four) ?

5

(C) Writing (12 M)

5. Look at the pictures and unscramble the words:(4M- one mark each)



1. inra

2 . rewta

3. nip

4 . kibe

4

6. Look and write a sentence under each:(4M- two marks each)



4

1.

2.

7. Punctuate the following sentence : :(2 M- one mark each)

the books are under the desk

2

8. Write the following in a good handwriting :

She's studying English at school .

He likes fruit. He doesn't like bread.

2

امتحان (٢)

(A) Listening (10 M)

1. Listen and number the pictures : (5 marks - one mark each)



2. Listen and write the missing Word : (5 marks - two and half marks each)

A : May I use the

B : It's there.

5

(B) Reading (9 M)

3. Read and Match A with B : (4 marks - one mark each)

- | | |
|-----------------|----------------------------|
| 1. Does he | a. yourself . |
| 2. Here. Help | b. I live in Puppet Ville. |
| 3. What a mess! | c. please hurry . |
| 4. We're late. | d. have scissors? |
| | e. let's clean up . |

4

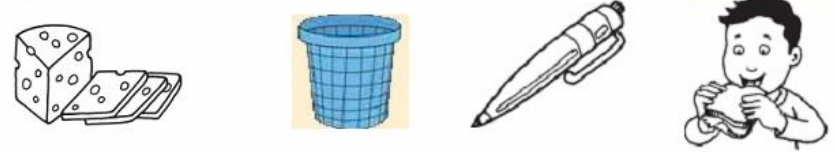
4. Choose the correct word(s) between brackets: (5M- one mark each)

1. Where (are – does – do) you live ?
2. He doesn't (have – does – has) a cold.
3. No, (I – you – she) doesn't .
4. (Pass – Drink – Play) the cake, please. .
5. He is sick , He has a (farm – fever – fish) ?

5

(C) Writing (12 M)

5. Look at the pictures and unscramble the words: (4M- one mark each)



1. esehec

2 . nbi


3. nep

4 . tae

.....

4

6. Look and write a sentence under each: (4M- two marks each)



1.

2.

4

7. Punctuate the following sentence : (2 M- one mark each)

we're late. Please hurry

.....

2

8. Write the following in a good handwriting : 2 M- one mark each)

We don't have ice cream.

.....
She likes fish. She doesn't like meat.

.....

2