



123

مستر / على اله — ارونى

ABC



Revise The Following Carefully

A	B	C	D	E	F	G	H	I	J	K	L	M	N	O	P	Q	R	S	T	U	V	W	X	Y	Z
a	b	c	d	e	f	g	h	i	j	k	l	m	n	o	p	q	r	s	t	u	v	w	x	y	z

1	2	3	4	5	6	7	8	9	10
one	two	three	four	five	six	seven	eight	nine	ten
11	12	13	14	15	16	17	18	19	20
eleven	twelve	thirteen	fourteen	fifteen	sixteen	seventeen	eighteen	nineteen	twenty

أنا	هو	هى	هو أو هى لغير الإنسان	أنت - أنتم	نحن	هم - هن
I	he	she	it	you	we	they

الترقيم - ١ - هو تغيير الحرف الأول من الجملة أو السؤال من Small الى Capital

٢ - نضع نقطة فى نهاية الجملة و علامة استفهام فى نهاية السؤال

٣ - نعرف السؤال إذا بدء بالتالى

What ماذا - ما / Where أين / When متى / Who من / Do - Did - Does - Is - Are - Can

أيام الأسبوع Days of the week

Saturday	السبت	Wednesday	الأربعاء
Sunday	الأحد	Thursday	الخميس
Monday	الاثنين	Friday	الجمعة
Tuesday	الثلاثاء	week	أسبوع

What	is	الفاعل	doing ?
	are		

Time for English

١

Primary 3 - Second Term



123

مستر / على الهاروني

ABC

7
Unit

In the Department Store

Conversation time

7
Unit

Important Expressions

تعبيرات هامة

Ramy :-	What colour is it?	ما لونه ؟
Samir :-	It's blue. Blue is my favourite colour !	انه أزرق - الأزرق لوني المفضل.
Ramy :-	Blue is nice, but I like red.	الأزرق جميل و لكن أنا أحب الأحمر
Clerk :-	Where are you from ?	من أين أنت ؟
Man :-	I am from France .	أنا من فرنسا .

**123**

مستر / على الهاروني

ABC**1 – Listen and number the pictures :-**




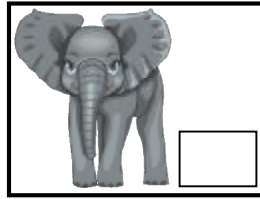
1 – horse

2 – bee

3 – house

4 – elephant

5 – bird

**2 – Listen and fill in the gaps:-**

Clerk:-

Where arefrom ?


Man:-

I amFrance .

3 – Look at the pictures and unscramble the words :-

l g r i

- - - -




l a p e p

- - - - -



e j k t a c

- - - - -




n a t

- - -

4 – Look and write a sentence under each picture :-

.....



.....



123

مستر / على الهاروني

ABC



New words

1.	department store	متجر تنوعى	9.	I like	أنا أحب
2.	conversation	محادثة	10.	I don't like	أنا لا أحب
3.	what colour..?	ما لون؟	11.	where.....?	أين؟
4.	favourite	مفضل	12.	from	من
5.	colour	لون	13.	France	فرنسا
6.	nice	لطيف - جميل	14.	but	لكن

What are these?
those?

They're shoes.

They're = They are

للسؤال عن الأشياء الجمع نستخدم

ما هذا (إذا كن قريب) What are these ?

ما هذا (إذا كن بعيد) What are those ?

نسم الأشياء الجمع They are +.....

1 – Look and write a sentence under each picture :-



What are these ?

They are books .



What are those ?

They are trees .



What are those ?

They are candles .



What are these ?

They are carrots .

**123**

مستر / على الهاروني

ABC**1 – Look and write a sentence under each picture :-**

What are those ?

They are




What are those ?

They are



What are those ?

They are



What are these ?

They are

2 – Copy the following sentences :-

1. What colour is it ?

2. It is blue, Blue is my favourite colour.

3 – Read and match {A} with {B}:-

(A)		(B)	
1-	He is my	a-	name ?
2-	She is my	b-	father .
3-	What's your	c-	books .
4-	How old	d-	mother .
1{ } 2{ } 3{ } 4{ }		e-	are you ?

4 – Punctuate the following sentence :-

1. who is he

.....





123

مستر / على الهاروني

ABC



Grammar

أسئلة هامة يجب حفظها جيدا

للسؤال عن اللون نستخدم :-

@ What colour is / are?

- It is / They are + أسم اللون

1 - What colour is it ?

@ It is blue .

للسؤال عن البلد التي أنت منها نستخدم :-

@ Where is / are + أسم الفاعل أو ضميره . ?

1 - Where are you from ?

من أين أنت ؟

@ I am from France .

أنا من فرنسا .

عندما نجد صورة لشيء جمع - نكتب تحتها (They are) (هم يكونوا)

1 - Choose the correct word :-

1 - What colourit ?

a)

is

b)

are

c)

am

2 - Itblue .

a)

are

b)

am

c)

is

3 - Blue is my favourite

a)

book

b)

colour

c)

car

4 - Whereyou from ?

a)

are

b)

am

c)

is

5 - I amFrance .

a)

farm

b)

from

c)

farmer

2 - Look and write a sentence under each picture :-



.....



.....



123

مستر / على الهاروني

ABC



New words

Clothes الملابس

1. shoes	حذاء	7. hat	قبعة
2. shirt – shirts	قميص – قمصان	8. jacket	جاكت
3. jeans	جينز	9. dress	فستان
4. socks	جورب – شراب	10. jumper	بلوفر
5. skirt – skirts	جيبه – جيب	11. trousers	بنطلون قماش
6. shorts	شورت	12. coat	بالطو

لاحظ الآتي :-

إن بعض أنواع الملابس يأتي دائما في صيغة الجمع ويُعامل معاملة الجمع بوضع are معه .

Examples :-

1 – These are socks .

هذا جورب { شراب }

2 – The shoes are black .

الحذاء يكون أسود .

ملابس تأتي جمع مثل :- shoes – jeans – trousers – shorts – socks – pants – glasses

**123**

مستر / على الهاروني

ABC**1 – Read and match {A} with {B}:-**

(A)		(B)	
1-	What is	a-	your name ?
2-	She is	b-	years old .
3-	I go	c-	Sokkara .
4-	I am nine	d-	are you ?
1{ } 2{ } 3{ } 4{ }		e-	to school .

2 – Look . Ask and answer :-

1 – What are these ?

@They are



2 – What is that ?

@ It is a



3 – What is this ?

@ It is a



4 – What are those ?

@ They are



5 – What are?

@They

**ما تنساش علامات الترقيم - أول حرف كابيتل - وفي الآخر نقطة أو علامة استفهام****3 – Punctuate the following sentence :-**

1. what colour is it

.....

Time for English**Primary 3 - Second Term**

1 – Listen and number the pictures :-

1 – hen


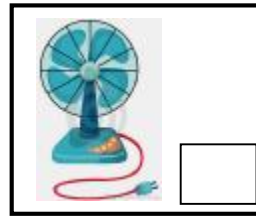
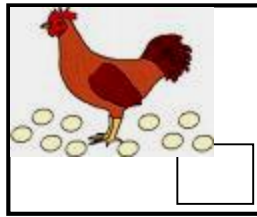
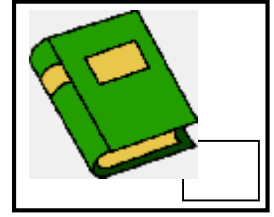

2 – fish

3 – car

4 – shoes

5 – fan

6 – book

2– Listen and number the pictures :-

1 – jacket

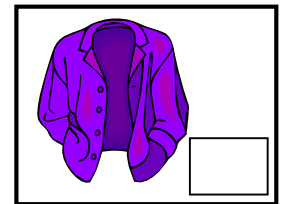
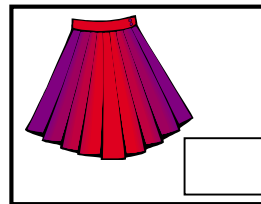
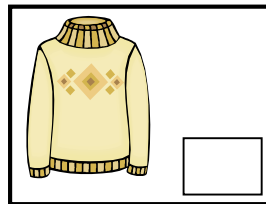
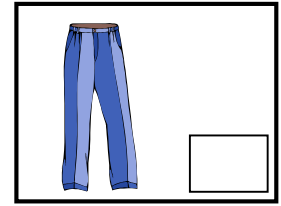
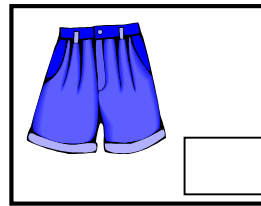
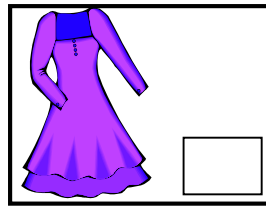
2 – skirt

3 – jeans

4 – jumper

5 – dress

6 – shorts

3 – Answer the questions :-

1 – What are these ?

@They are



2 – What are those ?

@ They are.....



3 – What are?

@..... are shoes .



**123****مستر / على الهاروني****ABC****1 - Circle the right answer :-**☐

1 - He is Kareem .

2 - She is Sokkara .

☐

1 - He is my father .

2 - He is my friend .

2 - Answer the questions :-

1 - Where are you from ?

@ I am from



2 - Where are you from ?

@ I am

**3 - Look at the pictures and unscramble the words :-**

asrt

- - - -



hseuo

- - - -



ligr

- - - -



licpne

- - - - -



enp

- - -




wsmi

- - - -



aglf

- - - -



geg

- - -

3 - Read and match { A } with { B } :-(A)(B)

1- Who is he ?

a- ride a bike .

2- I like

b- She is my mother .

3- I can

c- He is my father .

4- Who is she ?

d- I am seven .

1 { } 2 { } 3 { } 4 { }

e- ice cream .

**123**

مستر / على الهاروني

ABC

This is a / an..... و لو كانت مفرد **They are.....** ما تنساش لو لقينا صورة جمع تكتب **ما فيش حد سألني يعني - متى أستخدم a و متى أستخدم an**
نستخدم a لو الأسم أول حرف منه ساكن - **ونستخدم an** لو الأسم أول حرف منه متحرك
مفیش حد سألني إيه هي الحروف الساكنة و إيه هي الحروف المتحركة - أفواك علشان اللي ناسي
الحروف المتحركة هي (a-e-i-o-u) و الحروف الساكنة هي باقي الحروف و عدد الحروف كلها ٢٦

1 – Put :- { a - an }

1 – This isorange.

2 – It isbutterfly .

3 – I can ridebike .

4 – This isapple .

5 – My father isdoctor .

6 – It iselephant .

7 – That isbird .

8 – It isice cream .

9 –This isbook.

10–That isinsect .

2 – Choose the correct word :-

kite

key




tree

bee



lion

lemon



3 – Copy the following sentences :-

1. Blue is my favourite colour.

2. I am from France .



123

مستر / على الهاروني

ABC



boat



snow



home



coat



window



note

New words

Long O

1.	boat	قارب	8.	road	طريق
2.	coat	معطف - بالطو	9.	toad	ضفدع - شئ تافه
3.	snow	ثلج	10.	low	منخفض
4.	window	شباك	11.	row	صف - شجار
5.	home	بيت	12.	hole	حفرة - ثقب
6.	note	ملحوظة	13.	role	دور - وظيفة
7.	bone	عظمة	14.	tone	نغمة

1 - Look and write a sentence under each picture :-



This is a



.....



.....



.....

2 - Punctuate the following sentence :-

1. where are you from

.....



123

مستر / على الهاروني

ABC



Remember

1.	What is your name ? ما أسمك ؟	@ My name is + {الاسم} أسمى يكون
2.	How old are you ? كم عمرك ؟	@I am nine years old عمري ٩ سنوات
3.	How are you ? كيف حالك ؟	@I am fine , thanks أنا بخير شكرا
4.	Where do you live ? أين تعيش ؟	@I live in Egypt . أنا أعيش فى مصر
5.	Where are you from? من أين أنت ؟	@I am from Egypt . أنا من مصر
6.	What colour is it ? ما لونه ؟	@It is +..... اللون لونه يكون
7.	What is it ? ما هذا ؟	@It is +..... أسم الشئ أنه يكون

1 – Look at the pictures and unscramble the words :-

owflre	rtee	fna	sedrs
-----	-----	---	-----







2 – Choose the correct word :-

1 -are you from ?	a) When	b) Where	c) What
2 - Ifrom France .	a) is	b) are	c) am
3 - Whatis it ?	a) nice	b) colour	c) you
4 - It is blue , Blue is mycolour .	a) favourite	b) from	c) are
5 - Is today? - No it is Thursday .	a) day	b) week	c) Monday








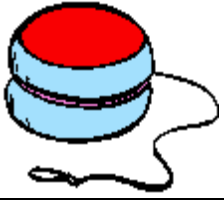
**123**

مستر / على الهاروني

ABC**1 – Answer the questions :-**

		
What is it ?	What is it ?	What is it ?
It is	It is a	It is a
		
What is it ?	What is it ?	What is it ?
It is a	It is a	It is a

2 – Look at the pictures and unscramble the words :-

			
iekt	osesh	reic	nsu
....
			
aypl	obat	sktir	yooy
....

3 – Copy the following sentences :-

1. These are shoes .

2. Those are socks .

**123**

مستر / على الهاروني

ABC**1- Read and match { A } with { B }:-**

{ A }	{ B }
1 – What is	A – my friend .
2 – He is my.....	B – play .
3 – She is my	C – father .
4 – Kareem is	D – your name?
1() 2() 3() 4()	E – mother .

2 – Listen and number the pictures :-

1 – girl



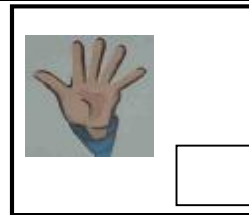

2 – bee

3 – rabbit

4 – horse

5 – hand

6 – house



1. How many socks?

Three socks

2. How many shirts?

3. How many shoes?

4. How many skirts?



123

مستر / على الهاروني

ABC



8

Unit

In a Messy Classroom

8

Unit

C. Role-play the conversation with a partner.

Oh, no! What a mess!

Yeah, you're right.

Let's clean up.

Okay. Let's get the broom.

D. Review. Listen and repeat.

What time is it ?

It's two o'clock.

Important Expressions

تعبيرات هامة

Soha :-	Oh, no! What a mess!	يا لها من فوضى !
Ali :-	Yeah, you're right.	نعم أنتى على حق
Soha :-	Let's clean up.	هيا ننظف
Ali :-	Okay. Let's get the broom.	موافق هيا نحضر المكنسة .
Sokkara :-	What time is it ?	ما الوقت ؟
Sokkar :-	It's two o'clock.	إنها الثانية بالضبط



123

مستر / على الهاروني

ABC



Grammar

للسؤال عن الوقت نستخدم الآتي :-

@ What time is it ? ما الوقت ؟ @ What is the time ? كم الوقت ؟
 @ It is + الوقت + o'clock .

1 - What time is it ?

@ It is two o'clock .

يأتي بعد let's الفعل في المصدر { أى بدون إضافات مثل ing }

1 - Let's play football .

2 - Let's read a book .

ملحوظة :- ١ - الاختصار في كلمة Let's مكان حرف الـ U
 ٢ - الاختصار في كلمة o'clock مكان حرف الـ f

1 - What time is it ? Write as in the example .

1

»

It is three o'clock .

.....

1/2

1/4

2 - Choose the correct word :-

1 - is going to school now .

a) She

b) We

c) They

2 - have got a nice bike .

a) Hatem

b) Heba

c) You

3 - want to play football .

a) We

b) He

c) She

4 - wants to go to the cinema .

a) I

b) Hoda

c) We

5 - are good pupils .

a) Mona and Dina

b) Samy

c) Sokkara



1 – Choose the correct word :-

1 – How oldyou ? - I'm nine years old .

<i>a)</i>	<i>is</i>
-----------	-----------

$$jS$$

b)

are

C

am

2 – Thisfor you .

a)	am
----	------

am

b)

are

C

is

3 – Who is she ? - She is my

a)	sister
----	--------

sister

b)

father

C/

<i>brother</i>

4 - is he ? - He is my brother .

a)	What
----	------

What

b)

How

C

Who

5 – Whatyour name ? - I am Kareem .

$a)$	is
------	------

is

b)

are

C

am

2 – Read and match { A } with { B } :-

(A)		(B)	
1-	How old	a-	ice cream .
2-	I eat	b-	ride a bike .
3-	What's your	c-	my sister .
4-	I can	d-	are you ?
1{ } 2{ } 3{ } 4{ }		e-	name ?

3 – Look at the pictures and unscramble the words :-

			
Ireur	ietk	hisf	rdoia
- - - -	- - - -	- - - -	- - - -
			
ordo	rwad	tsorsh	cksos
- - - -	- - - -	- - - - -	- - - - -

**123****مستر / على الهاروني****ABC****New words****Conversation time**

1. mess	فوضى - غير مرتب	8. okay	موافق
2. classroom	حجرة الفصل	9. get	يحصل على - يحضر
3. What a mess	يا لها من فوضى	10. broom	مقشة
4. yeah	نعم	11. What time..?	ما الوقت ...؟
5. right	صحيح - صواب	12. o'clock	بالضبط
6. let's	هيا بنا - دعنا	13. it's 2 o'clock	إنها الثانية بالضبط
7. clean up	ينظف	14. in	في

1 - Listen and number the pictures :-

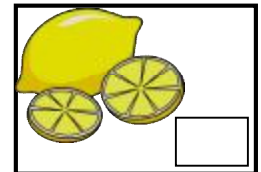

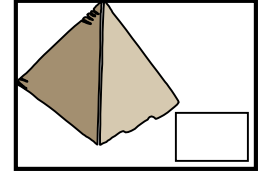
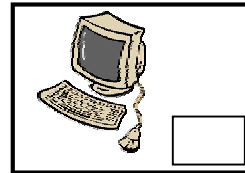

1 - juice

2 - lemon

3 - pyramid

4 - bananas

5 - computer

**2 - Look at the pictures and unscramble the words :-**

hsero

lonem

ltpan

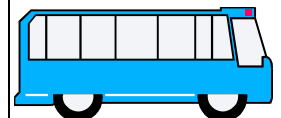
jma

- - - -

- - - -

- - - -

- - -



orod

aobt

itke

sub

- - - -

- - - -

- - - -

- - -

**123**

مستر / على الهاروني

ABC**1 – Punctuate the following sentences :-****1.** how old are you

.....



2. i am ten years old

.....

2 – Read and match { A } with { B }:-

(A)		(B)	
1-	He is eating	a-	mess !
2-	She is watching	b-	an ice cream .
3-	What a	c-	clean up .
4-	Let's	d-	a book .
1{ } 2{ } 3{ } 4{ }		e-	the TV .

3 – Choose the correct word :-

broom		umbrella		salad	
brown		piano		pizza	

4 – Listen and number the pictures :-


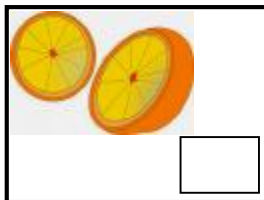
1 – mouse

2 – pan

3 – sock

4 – orange

5 – map



**123****مستر / على الهاروني****ABC****New words****Word time**

1. computer	كمبيوتر	6. chair	كرسى
2. cupboard	دولاب	7. in	فى
3. desk	مكتب	8. on	على
4. shelf	رف	9. under	تحت
5. table	منضدة - ترابيزة	10. next to	بجوار

Where's the book?

Where are the books?

Where's = Where is

It's

They're

It's = It is

They're = They are

in

on

under

next to

the cupboard.

حروف الجر للمكان**١ - عند السؤال عن مكان شئ مفرد نستخدم****1 - Where is the + أسم الشئ +****بين بجوار تحت على فى**
@ It is { in - on - under - next to - between } + المكان**٢ - عند السؤال عن مكان شئ جمع نستخدم****1 - Where are the + أسم الشئ +****@ They are { in - on - under - next to - between } + المكان****1.**

Where's the guitar ?

It's on the table.

**2.**

Where are the bananas ?

They're under the chair.

**3.**

Where are the books ?

They're under the shelf.

**4.**

Where's the basketball ?

It's next to the desk.

**Time for English****٢١****Primary 3 - Second Term**

**123****مستر / على الهاروني****ABC****1 – Complete :-****1 – Where is the guitar ?**

@It is on the

**2 – Where are the bananas ?**

@ They arethe chair .

**3 – Where are the books ?**

@.....are under the shelf .

**4 – Where the ball ?**

@ It isthe table .

**5 – Where is the kite ?**

@.....are under the shelf .

**6 –.....are the birds ?**

@ Theyon the□

2 – Copy the following sentences :-**1. what a mess****2. let's clean up**

**123**

مستر / على الهاروني

ABC**1 – Read and match {A} with {B}:-**

1	What time	A	years old .
2	It is nine	B	Let's clean up .
3	What a mess!	C	fish .
4	It's 2	D	is it ?
1-() 2-() 3-() 4-()		E	o'clock .

2 – Look at the pictures and unscramble the words :-

xo	rnia	jte	raj
--	----	---	---
usn	mrace	okbo	tnari
---	-----	----	-----

3 – Look at the pictures and unscramble the words :-

oobwm	oussetr	eatm	btao
-----	-----	----	----

4 – Punctuate the following sentence :-

1. where are you from

.....



123

مستر / على الهاروني

ABC



blue



glue



true



flute



June



tube

Long U

Phonics time

1. blue	أزرق	9. dune	كثبان رملی
2. glue	صمغ	10. tune	نغمة
3. true	حقيقى	11. tight	ضيق - محكم
4. flute	ناى - مزمار - فلوت	12. mail	بريد
5. June	شهر يونيه	13. note	ملحوظة
6. tube	أنبوبة	14. mine	ملكى
7. clue	دليل	15. seed	بذرة
8. cute	جذاب - فاتن	16. boat	قارب

لا تنسى - الصورة جمع (They are) - الصورة مفرد (This is a.....)

1 - Look and write a sentence under each picture :-



.....



.....

2 - Punctuate the following sentence :-

1. what time is it

.....

**123**

مستر / على الهاروني

ABC**1 – Choose the correct word :-**

1 – He is reading a

a) book

b) school

c) blue

2 – What time it ?

a) are

b) is

c) am

3 – Let's clean

a) at

b) to

c) up

4 – Where are you?

a) camera

b) from

c) come

5 –are my shoes .

a) They

b) It

c) This

2 – Listen and number the pictures :-


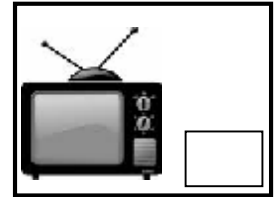
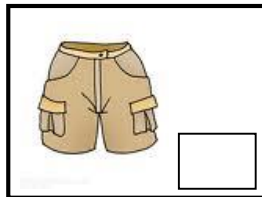
1 – nurse

2 – TV

3 – class

4 – shorts

5 – skirt

**3 – Look at the pictures and unscramble the words :-**

gab

cra

mecaar

deb

- - -

- - -

- - - - -

- - -

**123****مستر / على الهاروني****ABC****1 – Listen and fill in the gaps:-****Kareem:- What's the?****Mona:- It's two****2 – Read and match {A} with {B}:-**

(A)		(B)	
1-	Where are you	a-	France .
2-	I am from	b-	up .
3-	Oh ! No. What a	c-	from ?
4-	Let's clean	d-	o'clock .
1{ } 2{ } 3{ } 4{ }		e-	mess .

3 – Listen and number the pictures :-

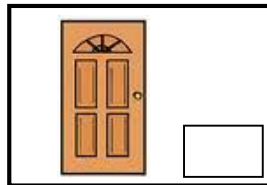



1 – door

2 – cake

3 – dress

4 – hen

5 – rice

**4 – Look and write a sentence under each picture :-**

**123**

مستر / على الهاروني

ABC

Grammar

للسؤال عن مكان شيء من الأشياء نستخدم أداة الاستفهام (أين Where)

في المفرد : Where is the?



- 1 - Where is the ball?
è It's on the table.



- 2 - Where is the ball ?
è It's under the chair .

في الجمع : Where are the?



- 1 - Where are the books?
è They are on the desk.



- 2 - Where are the clothes ?
è They are in the cupboard.

1 - Circle the right answer :-

1. Where's the pencil?

It's under the desk
It's on the desk.



2. Where are the bananas?

They're in the table.
They're on the table.



3. Where's the shelf?

It's next to the computer?
It's on the computer.



4. Where are the books?

They're on the chair.
They're under the chair.



2 - Read and match { A } with { B }:-

(A)		(B)	
1-	What time	a-	Let's clean up .
2-	It's two	b-	is it ?
3-	What a mess !	c-	broom .
4-	Let's get the	d-	years old .
1{ } 2{ } 3{ } 4{ }		e-	o'clock .



9 Unit

In The Shop

9 Unit



Important Expressions

تعبيرات هامة

Sarah :-	What's wrong ?	ما الأمر ؟
Mother:-	We're late. Please hurry!	نحن متأخرون – من فضلك إسرعى
Sarah:-	Oh...I can't decide.	أنا لا أستطيع أن أقرر
Sokkara :-	What colour is it ?	من لونه ؟
Sokkar :-	It's brown .	انه بنى

السؤال عن اللون نستخدم

- ## 1 – What colour is the milk ?

- It is white .

- ### 3 – What colour is the tree ?

- It is green .

- ## 2 – What colour is the wood ?

- It is brown .

- 4 – What colour is the sky (السماء) ?

- It is blue .

**123**

مستر / على الهاروني

ABC1 – Choose the correct word :-

1 – Who is ? He is my father .

a) *she*b) *he*c) *they*

2 – Howare you ? - I am nine years old .

a) *is*b) *name*c) *old*

3 – I can ride a

a) *car*b) *bike*c) *kite*

4 – Iice cream very much .

a) *is*b) *are*c) *like*

5 – Where are you? - I am from France .

a) *from*b) *farm*c) *farmer*2 – Listen and number the pictures :-

1 – chair


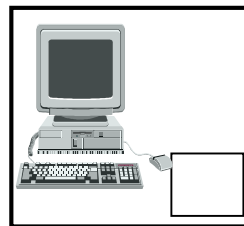



2 – tree

3 – shelf

4 – apple

5 – eat

6 – computer

3 – Look at the pictures and unscramble the words :-

rsthso

umjerp

shseo

trihs

- - - - -

- - - - -

- - - - -

- - - - -

**123****مستر / على الهاروني****ABC****New words****Conversation**

1. shop	محل - دكان - يتسوق	10 candy	حلوى
2. wrong	خطأ	11 juice	عصير
3. What's wrong?	ماذا حدث ...؟	12 water	مياه
4. late	متأخر	13 ice cream	ايس كريم
5. please	من فضلك	14 popcorn	فيشار
6. hurry	إسرع	15 chips	بطاطس شيبسى
7. can	يستطيع	16 have	يملك - عنده
8. can't	لا يستطيع	17 don't have	لا يملك
9. decide	يقرر	18 Uh - oh	علامة تعجب

أملك - عندي Have got**] have عند التعبير عن ملكية الأشياء نستخدم**

مثال :- أنا عندي فستان أحمر I have a red dress

] don't have - doesn't have عند التعبير عن عدم ملكية الأشياء نستخدممثال :- أنا ليس عندي فستان أحمر I don't have a red dressتأتى have مع { I - you - we - they - أسم جمع }تأتى has مع { He - She - It - أسم مفرد }**ملحوظة هامة :**

بعد النفي { not - n't } يتم وضع الفعل فى المصدر

يعنى أيه الكلام دة - إذا كان الفاعل مفرد أو جمع و اتى بعده { not - n't } نضع بعده have أمثلة :-

1 - We don't have a car .2 - She doesn't have a doll .**1 - Listen and fill in the gaps:-**

Kareem:- What colourit ?

Mona:- 's blue . Blue is my favourite colour.

**123****مستر / على الهاروني****ABC****1 – Match :-**

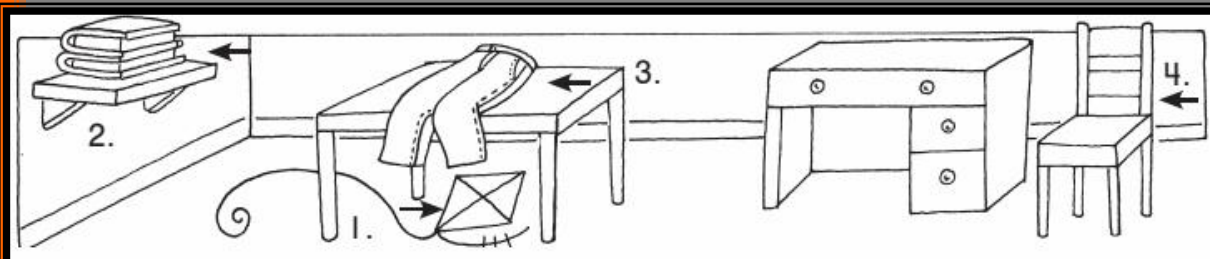
She is singing

He is eating

He is running

He is playing

I live in a house

**2 – Look at the picture and answer the questions :-****1 – Where is the kite ?**

Ø It'sthe table .

3 – Where are the trousers?

Ø They are the

2 – Where are the books ?

Ø They are on the

4 – Where is the chair ?

Ø It's next the

3 – Read and match { A } with { B }:-

(A)		(B)	
1-	What colour is	a-	favourite colour .
2-	It's brown . Brown is my....	b-	No, It's Tuesday .
3-	Where are you from ?	c-	I m from France .
4-	What time	d-	it ?
1{ } 2{ } 3{ } 4{ }		e-	is it ?

4 – Punctuate the following sentence :-**1. what a mess classroom**


**123**

مستر / على الهاروني

ABC1 – Look at the pictures and unscramble the words :-

ceak

- - - -



kebi

- - - -



arihc

- - - - -



etre

- - - -




odg

- - -




lypa

- - - -



bromo

- - - - -



akens

- - - - -

2 – Look and write a sentence under each picture :-

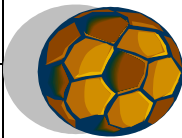
.....



.....

3 – Choose the correct word :-

ball



bell

cat



car

milk



bread

4 – Punctuate the following sentence :-

1. where are you from

.....

**123**

مستر / على الهاروني

ABC**New words****Phonics Time**

1. cap	كاب - قبعة	7. ant	نملة
2. man	رجل	8. cane	عكاز - قصب
3. sad	حزين	9. back	ظهر
4. game	لعبة	10. bake	يخبز
5. pain	ألم - وجع	11. lack	نقص
6. train	قطار	12. main	رئيسي

ركز و رد بصوت عالي

short a

cap

man

sad

long a

day

game

pain

1 - Choose the right answer :-

1 - We have candy.

2 - We have juice .



1 - We have chips .

2 - We have ice ream.



1 - I have ice cream.

2 - I have candy .



1 - We have juice .

2 - We have popcorn .



1 - I have water.

2 - I have chips .



1 - I have socks .

2 - I have jeans .

**123**

مستر / على الهاروني

ABC

نسيت علامات الترقيم ؟ - أول حرف كابتل - وفي الآخر نقطة أو علامة استفهام

1 – Punctuate the following sentence :-

1. where are you from

2. i am from France

3. what time is it

4. it's two o'clock

2 – Look and write a sentence under each picture :-



3 – Listen and number the pictures :-

1 – queen


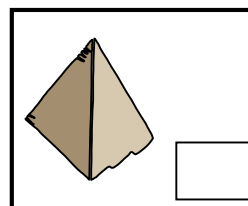
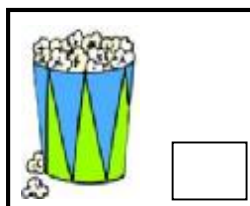

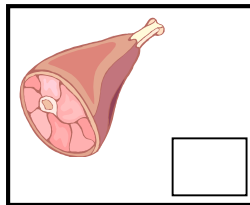
2 – rabbit

3 – pyramid

4 – goat

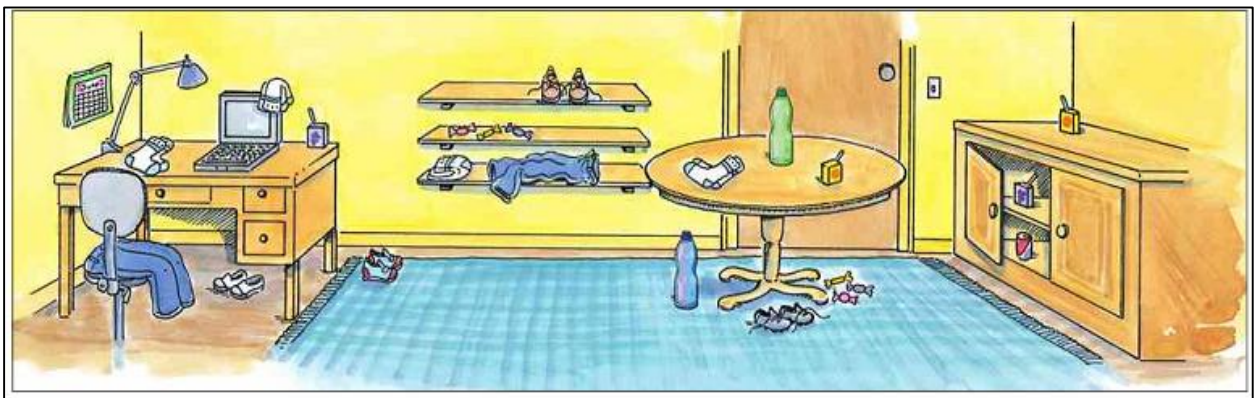
5 – popcorn

6 – meat



**123**

مستر / على الهاروني

ABC1 – Look at the picture and answer the questions :-

1 – Where is the computer ?

è It's on the

4 – Where is the hat ?

Ø It's on the

2 – Where are the trousers ?

Ø They arethe chair .

5 – Where is the?

è It's on the cupboard .

3 – Where is the bottle ?

è It's on the

6 – Where are the?

Ø They are on the shelf .

2 – Look and write the time :-

١

1

It'so'clock

.....

٢

2

.....

.....

3 – Punctuate the following sentence :-

1. let's clean up

.....

**123****مستر / على الهاروني****ABC****New words****Phonics Time**

1.	pan	طاسه	6.	map	خريطة
2.	run – ran	يجرى – جرى	7.	may	شهر مايو
3.	tap	حنفية	8.	mat	حصيرة – سجادة
4.	mad – crazy	مجنون	9.	mate	زميل
5.	made	صنع	10.	classmate	زميل الفصل

1 – Match :-

They have ice cream .

I have a car .

We have a ball .

We have water .

I have a horse .

I have a bike .

We have candy .

I have a bag .

**2 – Look at the pictures and unscramble the words :-**

sosck

- - - - -



lonem

- - - - -



oessh

- - - - -



jma

- - -



rshsot

- - - - -



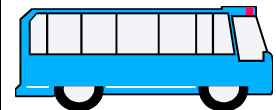
lppae

- - - - -



itke

- - - -



sub

- - -

**123****مستر / على الهاروني****ABC****1 - Choose the correct word :-****1 - Oh! no. What a!****a)** mess**b)** ice cream**c)** elephant**2 - Theymy clothes .****a)** is**b)** am**c)** are**3 - Let's clean****a)** at**b)** up**c)** cup**4 -time is it ? .****a)** Where**b)** How**c)** What**5 - It's two****a)** book**b)** o'clock**c)** clock**2 - Look at the picture and answer the questions :-****1 - Where is the guitar ?****è** It's under the**3 - Where is the hat ?****Ø** It's on the**2 - Where are the trousers ?****Ø** They arethe bed .**4 - Where are the shoes ?****è** They are under the.....**3 - Choose the correct word :-**

cut



cup

cap



car

door



desk

**123**

مستر / على الهاروني

ABC**New words****Phonics Time**

1. rule	قاعدة – قانون	5. flute	مزمارة – آلة موسيقية
2. role	دور – وظيفة	6. paint	يلون – يدهن
3. grow	ينمو – يكبر	7. pants	بنطلون قصير – برمودا
4. float	يطفو	8. long	طويل

1 – Listen and number the pictures :-

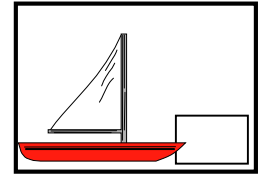


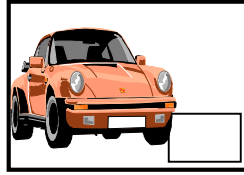
1 – plant

2 – butterfly

3 – car

4 – boat

5 – ox

**2 – Punctuate the following sentences :-**

1. what's wrong

2. we are late

3. please hurry up

3 – Look and write a sentence under each picture :-

**123**

مستر / على الهاروني

ABC**1 – Listen and number the pictures :-**




1 – violin

2 – vase

3 – house


4 – watch TV

5 – ice cream

**2 – Listen and fill in the gaps:-**

Kareem:- What's

Mona:- Please, hurry

3 – Look at the pictures and unscramble the words :-

nap



hpsi



srta



kyemno

4 – Copy the following sentence :-

1. What are those ?

.....

2. What are these ?

.....



123

مستر / على الهاروني

ABC



10

Unit

At The Clinic

10

Unit



Hey! That's mine.

No, it isn't. It's mine.

Oops! Sorry.

That's okay.



D. Review. Listen and repeat.

Where do you live?

I live in Puppetville.



Important Expressions

تعابير هامة

Girl :-	Hey! That's mine.	أنها ملكي
Boy :-	No, it isn't. It's mine.	لا أنها ملكي
Girl :-	Oops! Sorry.	أسفة
Boy :-	That's okay.	على ما يرام - مفيش حاجة
Clerk :-	Where do you live?	أين تعيش ؟
Sokkara :-	I live in Puppetville.	أنا أعيش في بابتقلي

(Where do you live ?)
 (أسم البلد I live in +)

للسؤال عن مكان المعيشة نستخدم
 و للإجابة نستخدم

Time for English

٤٠

Primary 3 - Second Term

**123**

مستر / على الهاروني









ABC

راجع هذه الكلمات حتى لا تنساها




Family members أفراد العائلة

father	أب	brother	أخ
mother	أم	grandfather	جد
sister	أخت	grandmother	جدة

1 – Look at the pictures and unscramble the words :-

			
rotpar	olni	atm	obok
.....
			
reic	ifhs	woc	ahn
....

2 – Choose the correct word :-

jacket		shirt		read	
pants		jumper		write	

3 – Punctuate the following sentence :-

1. what's wrong

.....



123

مستر / على الهاروني

ABC



New words

Conversation time

1. mine	ملكى	9. ache	ألم - وجع
2. has	يملك - عنده	10. stomach ache	ألم المعدة
3. doesn't have	لا يملك - ليس عنده	11. sore throat	التهاب الحلق
4. where	أين	12. fever	حمى
5. rash	طفح جلدى	13. cold	برد - بارد
6. puppet	عروسة لعبة	14. cough	كحة
7. puppet Ville	مدينة العرائس	15. tissues	مناديل
8. stomach	معدة	16. need	يحتاج

He
She | has | a fever.

He
She | doesn't have | a rash.

doesn't = does not

لديه - يملك - عنده have / has

تأتى {I / We / You / They} مع {have got - ('ve got)}

تأتى {He / She / It} مع {has got - ('s got)}

عند السؤال عن ما لدى أو عند شخص نستخدم :

► What has / have + الفاعل + got ?

** What has Sokkara got ? → * She's got a puppet .

** What have they got ? → * They've got a house .

في صيغة السؤال بـ "هل؟" نضع Have / Has قبل الفاعل .

► Have you got a camera ? ** Yes , I have .

► Has Nada got a dress ? ** No, she hasn't .

. في صيغة النفي نستخدم الآتى :-

{I / We / You / They} don't have

{He / She / It} doesn't have

ملحوظة هامة تأتي have بعد النفي مع كل الضمائر كما قلنا من قبل

**123****مستر / على الهاروني****ABC****1 – Choose the correct word :-****1 – The bookson the table .**

a) is	b) are	c) am
-------	--------	-------

2 – Whatis it ? - It's blue .

a) colour	b) time	c) old
-----------	---------	--------

3 – Blue is mycolour .

a) red	b) favourite	c) like
--------	--------------	---------

4 - Oh! no.a mess !

a) where	b) who	c) what
----------	--------	---------

5 - Kareem is my

a) brother	b) mother	c) sister
------------	-----------	-----------

2 – Listen and fill in the gaps:-**Sokkar:- Where do you?****Sokkara:- I livePuppet Ville .****3 – Look at the pictures and unscramble the words :-****ozo**

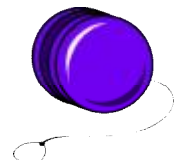
- - -

**negoar**

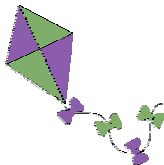
- - - - -

**oxb**

- - -

**oyyo**

- - - -

**tkie**

- - - -

**izpaz**

- - - - -

**ekca**

- - - -

**rtshi**

- - - - -

4 – Punctuate the following sentence :-**1. where are you from**

.....



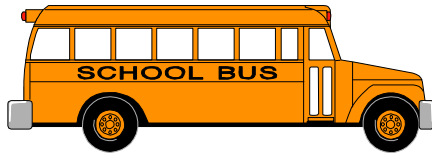
123

مستر / على الهاروني

ABC



1 – Look and write a sentence under each picture :-



2 – Copy the following sentence :-

1. Where do you live ?

.....

2. I live in Puppet Ville .


.....

3 – Look at the pictures and unscramble the words :-



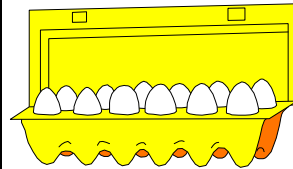
rbid

- - - -



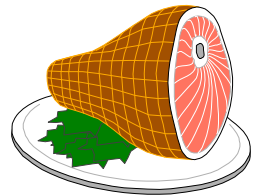
rrostca

- - - - -



gseg

- - - -



etma

- - - -

4 – Read and match {A} with {B}:-

(A)		(B)	
1-	Oh! what a mess !	a-	We are late, hurry up .
2-	What's wrong ?	b-	I am from France .
3-	Blue is nice . But	c-	Let's clean up .
4-	What time is it ?	d-	It's two o'clock .
1 {	} 2 {	e-	I like red .
3 {	} 4 {		

**123**

مستر / على الهاروني

ABC**New words****Phonics time**


1.	bed	سرير	6.	bean	حبة فول
2.	desk	درج - مكتب	7.	tent	خيمة
3.	leaf	ورقة شجر	8.	jet	طائرة نفاثة
4.	seal	عجل البحر	9.	net	شبكة
5.	jeep	سيارة جيب	10.	neat	أنيق - بارع

short e

bed



desk



pen

long e

eat



green



seal

1 - Listen and number the pictures :-


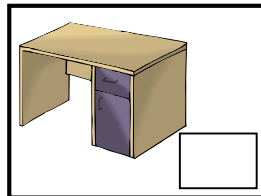
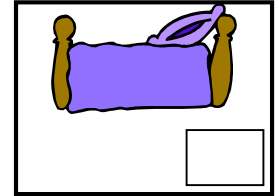

1 - spider

2 - ice cream

3 - chair

4 - desk

5 - bed

**2 - Listen and fill in the gaps:-**

Kareem:- What colourit ?

Mona:- Blue is nice. But Ired .

Time for English

٤٥

Primary 3 - Second Term



123

مستر / على الهاروني

ABC



Grammar

Plural forms:- صور الجمع:-

- 1 - عادة عند جمع الاسم المفرد يضاف له حرف (s)
book (books) / car(cars)/ plane (planes)
- 2 - يضاف للاسم المفرد (es) عندما ينتهي بالأحرف الآتية:
(s - ss - sh - ch - o - x)
bus (buses) - dress(dresses) - fish (fishes) **أمثلة**
sandwich (sandwiches) - box (boxes)
- 3 - وعندما ينتهي الاسم المفرد بحرف (y) قبله حرف ساكن ،
نحول (y) إلى (i) ونضيف (es) أي يكون منتهي ب (ies) أمثلة:-
family à (families) / body à (bodies)
x x و لكن إذا جاء قبل ال (y) حرف متحرك (a,e,i,o,u) نضيف (s) فقط مثل :-
boy(boys) / day (days) / donkey (donkeys)
- 4 - لجمع الأسماء التي تنتهي بـ (fe - f) تحول إلى (ves)
A wife زوجة à wives / a loaf رغيف à loaves
- 5 - يوجد بعض الأسماء ليس لها قاعدة (جمع شاذ) و يجب حفظها كما هي مثل
A man à men / a mouse à mice / a foot à feet
- 6 - يوجد بعض الأسماء تستخدم في صيغة الجمع و تعامل معاملة الجمع مثل
socks - shoes - shorts - trousers - jeans - glasses

1 - Choose the correct word :-

1 - Wherethe book? @It is in the bag

a) is b) are c) am

2 - She a red bag .

a) have b) are c) has

3 - I don'ta bike .

a) has b) have c) is

4 - Where are you? @ I am from Puppet Ville

a) from b) on c) in

5 - Whatis it , please ? @ It is 6 o'clock .

a) colour b) old c) time

6 - Ilike bananas .

a) am b) don't c) doesn't

**123**

مستر / على الهاروني

ABC

إذا جاءت صورة طعام نكتب تحتها - (أسم الطعام + I like)

1 – Look at the pictures and unscramble the words :-

telbot	pta	lidzra	dynca
- - - - -	- - -	- - - - -	- - - - -

2 - Read and put { ü } or { X } :-

1 – I have a horse .

{ }



2 – I have a goat .

{ }

1 – I have a car .

{ }



2 – I have a baby .

{ }

1 – I have a puppet .

{ }



2 – I have a computer .

{ }

1 – We have a bike .

{ }



2 – We have a kite .

{ }

1 – I have a cat .

{ }



2 – I have a parrot .

{ }

3 – Look and write a sentence under each picture :-



.....

.....

**123**

مستر / على الهاروني

ABC**1 – Copy the following sentence :-****1. Where is my cap ?**

.....

2. It's on the shelf .

.....

2 – Look at the pictures and unscramble the words :-

epje

- - - -



ntet

- - - -



jte

- - -



rrpat

- - - - -



tsrsho

- - - - -



jucei

- - - - -



iklm

- - - -



hesfl

- - - - -

3 – Read and match {A} with {B}:-

(A)		(B)	
1-	What a mess!	a-	Please hurry up .
2-	What time is it ?	b-	Let's clean up .
3-	Where are you from?	c-	my father .
4-	We are late,.....	d-	It's two o'clock .
1{ } 2{ } 3{ } 4{ }		e-	I'm from France.

4 – Punctuate the following sentence :-**1. i have stomach ache**

.....

**123****مستر / على الهاروني****ABC****New words****Phonics time**

1.	set	مجموعة	6.	bead	خرزة
2.	seat	مقعد	7.	met	قابل
3.	fed	أطعم	8.	meet	يقابل
4.	feed	يطعم	9.	led	أرشد - قاد
5.	sell	يبيع	10.	web	شبكة العنكبوت

1 - Listen and fill in the gaps:-**A** Where are you?**B** I am from France .**A**time is it ?**B** It is two o'clock .**2 - Look and write a sentence under each picture :-****What is it ?**

@

**What time is it ?**

@

**Where are you from?**

@

**Who is he?**

@

3 - Listen and fill in the gaps:-**Kareem:-** Let's clean**Mona:-** Let's get the

**123**

مستر / على الهاروني

ABC**1 – Listen and number the pictures :-**

1 – leaf



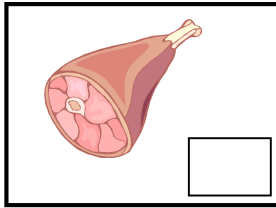

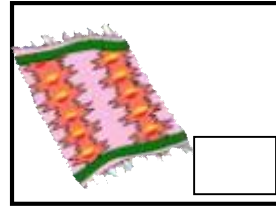



2 – ant

3 – sandwich

4 – pan

5 – mat

6 – meat

**2 – Look at the pictures and unscramble the words :-**

bletot

oobmr

merpju

apc

- - - - -

- - - - -

- - - - -

- - -

3 – Read and match { A } with { B } :-

(A)		(B)	
1-	What's your	a-	are you ?
2-	How old	b-	classroom .
3-	He is	c-	name ?
4-	She is	d-	Sokkara .
1 { } 2 { } 3 { } 4 { }		e-	Kareem .

4 – Punctuate the following sentence :-

1. what colour is it

.....



123

مستر / على الهاروني

ABC



11

Unit

At Home With Kareem

11

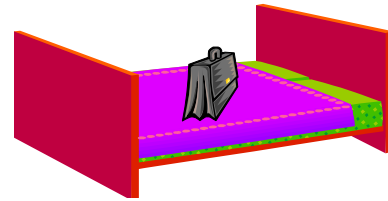
Unit



Important Expressions

تعبيرات هامة

Laila :-	Miss Sarah, may I use the bathroom?	هل يمكن ان استخدم الحمام مس سارة ؟
Kareem's mother :-	Of course.	بالطبع
Laila :-	Where is it?	أين هو ؟
Kareem's mother :-	It's over there.	أنه هناك
Laila :-	I see it. Thanks.	أراه - شكرا
Sokkar :-	What a mess!	يا لها من فوضى !
Sokkara	Let's clean up.	هي ننظف

**123****مستر / على الهاروني****ABC****1 - Complete :-****1 - Where is the chair ?****@It is next.....the table****2 - Where is the cap ?****@ It isthe desk .****3 - Where is the ball ?****@It isthe chair .****4 - Where the bag ?****@ It isthe bed .****2 - Choose the correct word :-****1 - is my mother .****a) She****b) We****c) They****2 - He doesn'ta camera .****a) has****b) have****c) are****3 -are you from ? .****a) What****b) When****c) Where****4 -time is it ?****a) What****b) How****c) When****5 -have a sore throat .****a) I****b) He****c) She****3 - Punctuate the following sentence :-****1. let's clean up**

.....



123

مستر / على الهاروني

ABC



New words

Conversation time

1. Miss	مُعَلِّمة - مُدرسة	8. tape	شريط لاصق-شريط
2. May I.....?	هل يمكن أن؟	9. glue	صمغ
3. use	يستخدم	10. scissors	مقص { جمع }
4. bathroom	الحمام	11. crayons	أقلام تلوين
5. of course	بالطبع	12. tall	طويل
6. over there	هناك	13. short	قصير
7. see	يرى	14. Does he have?	هل هو عنده؟

Grammar

في صيغة السؤال بـ "هل؟" نضع { Does / Do } قبل الفاعل .

مع { I - you - we - they - أسم جمع }

نستخدم **Do**

مع { he - she - it - أسم مفرد }

نستخدم **Does**

► Do you have a camera ? ** Yes , I do .

► Does she have a dress ? ** No, she doesn't

١ - إذا بدأ السؤال بـ Do انتهت الإجابة بـ Yes , مع do أو بـ don't مع No .

Do you have a bike ? Yes , I do / No , I don't

٢ - إذا بدأ السؤال بـ Does إنتهت الإجابة بـ Yes , مع does أو بـ doesn't مع No .

Does she have a bike ? Yes , she does / No , she doesn't

٣ - نستخدم **have** في السؤال مع كل ضمائر الفاعل مفرد أو جمع

1 - Do you have a bike ? Yes , I do .

2 - Does she have a bike ? Yes , she does .

1 - Choose the correct word :-

lemon		candy		nine	
lion		popcorn		seven	

Time for English

٥٣

Primary 3 - Second Term



123

مستر / على الهاروني

ABC



Revise The Following.


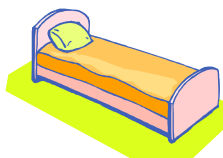



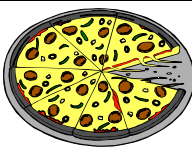


What colour is it?	ما لونه ؟
It's blue. Blue is my favourite colour !	انه أزرق - الأزرق لوني المفضل.
Blue is nice, but I like red.	الأزرق جميل و لكن أنا أحب الأحمر
Where are you from ?	من أين أنت ؟
I am from France .	أنا من فرنسا .
Oh, no! What a mess!	يا لها من فوضى !
Yeah, you're right.	نعم أنتى على حق
Let's clean up.	هيا ننظف
Okay. Let's get the broom.	موافق هيا نحضر المكنسة .
What time is it ?	ما الوقت ؟
What's wrong ?	ما الأمر ؟
We're late. Please hurry!	نحن متأخرون - من فضلك إسرعى
Oh...I can't decide.	أنا لا أستطيع أن أقرر
Hey! That's mine.	أنها ملكى
No, it isn't. It's mine.	لا أنها ملكى
Oops! Sorry.	آسفة
That's okay.	على ما يرام - مفيش حاجة
Miss Sarah, may I use the bathroom?	هل يمكن ان استخدم الحمام مس سارة ؟
Of course.	بالطبع
Where is it?	أين هو ؟
It's over there.	أنه هناك
I see it. Thanks.	أراه - شكرا

Days of the week أيام الأسبوع			
Saturday	السبت	Wednesday	الأربعاء
Sunday	الأحد	Thursday	الخميس
Monday	الاثنين	Friday	الجمعة
Tuesday	الثلاثاء	week	أسبوع

**123**

مستر / على الهاروني

ABC**1 – Look at the pictures and unscramble the words :-**

			
mpa	ebd	mega	cisrssos
لج ل ل ل	ل ل ل ل	ل ل ل ل ل ل	ل ل ل ل ل ل ل ل ل ل
			
teful	zaipz	cskos	nap
ل ل ل ل ل ل ل	ل ل ل ل ل ل ل	ل ل ل ل ل ل ل	ل ل ل ل

2 – Write the words in the right place :-

eat – father – shirt – mother – run – meat – trousers –
sister – play – popcorn – skirt – go – jumper – brother –
swim – fish – dress – pizza – grandfather – ice cream

Clothes ملابس	Food طعام	Verbs أفعال	Family أسرة
.....
.....
.....
.....
.....

3 – Punctuate the following sentences :-

1. what 's Mona doing

2. where do you live

**123**

مستر / على الهاروني

ABC**New words****Phonics Time**

1.	bin	سلة قمامة	9.	site	موقع
2.	sick	مريض	10	sight	البصر - الرؤية
3.	bike	دراجة	11	lick	يتفوق على
4.	right	صواب - صحيح	12	light	نور - ضوء
5.	kit	عدة	13	lit	أضاء - أشعل
6.	pin	دبوس	14	fin	زعنفة
7.	pine	أناناس	15	fine	بخير - غرامة
8.	sit	جلس	16	fill	يملا

ردد الآتي ٥ مرات

 short i	 bin	 sick	 six
	 long i	 bike	 nine

1 - Listen and number the pictures :-



1 - farmer

2 - ship

3 - run

4 - egg

5 - bat

**Time for English**

٥٦

Primary 3 - Second Term

**123****مستر / على الهاروني****ABC****1 – Choose the correct word :-****1 -he have crayons ?****a)** Do**b)** Are**c)** Does**2 - No, he****a)** doesn't**b)** don't**c)** does**3 - Miss Sarah May Ithe bathroom ?.****a)** read**b)** use**c)** go**4 - I'mFrance .****a)** on**b)** under**c)** from**5 - Blue is, but I like red .****a)** nine**b)** nice**c)** tall**2 – Match :-**

It's one o'clock .



It's five o'clock .



It's ten o'clock .

It's two o'clock .

It's nine o'clock .

It's three o'clock .

**3 – Look and write a sentence under each picture :-**

.....



.....

**123**

مستر / على الهاروني

ABC**1 – Listen and fill in the gaps:-**Kareem:- **What timeit ?**Mona:- **It's two****2 – Read and match {A} with {B}:-**

(A)		(B)	
1-	Where are you from ?	a-	It's blue .
2-	What a mess !	b-	No, it isn't . It's mine .
3-	What colour is it?	c-	Let's clean up .
4-	That's mine	d-	I'm from France .
1{ } 2{ } 3{ } 4{ }		e-	It's to o'clock .

3 – Look at the pictures and unscramble the words :-

			
wmsi	ksena	usemo	rrcato
- - - -	- - - -	- - - -	- - - -
			
pzaiz	npa	resho	easl
- - - -	- - -	- - - -	- - - -

4 – Punctuate the following sentence :-

1. where do you live

.....



123

مستر / على الهاروني

ABC



New words

Phonics Time

1.	file	ملف	9.	Nile	النيل
2.	pill	قرص دواء	10	ripe	ناضج
3.	pile	كومة - دعامة	11	din	ضوضاء
4.	bit	لقمة - قطعة صغيرة	12	dime	كمية صغيرة من الماء
5.	bite	يعض - يقطم	13	hide	يختبئ
6.	fit	لائق بدنيا	14	pike	رمح
7.	fight	يتشاجر - يحارب	15	doctor	طبيب
8.	nil	لا شيء	16	clinic	عيادة

1- Answer the questions :-



Does she have glue ?

Yes, she.....



Does he have crayons

No, he



Does he have a ball ?

..... , he doesn't .




Does she have scissors?

Yes,

2 - Copy the following sentences :-

1. Where are you from ?

2. I am from Giza .

**123****مستر / على الهاروني****ABC****1 - Look at the picture and answer the questions :-****1 - Where is the popcorn ?****@ It's on the****2 - Where is the juice ?****@ It's the computer.****3 - Where are the books ?****@ They are on the****4 - Where is the computer ?****@ It's on the****5 - Where are the shoes ?****@ They are to the cupboard .****6 - What does Kareem eat ?****@ He eats an****2 - Look at the pictures and answer :-****1 - What is that ?****@ It is a****2 - What is this ?****@ It is a****3 - What are those ?****@ They are**

**123**

مستر / على الهاروني

ABC**Remember****إذا جاء في السؤال كلمة doing نقوم بالتالي :-**

١ - نستخدم ضمير الفاعل الموجود بالسؤال

٢ - نضع الفعل المساعد المناسب للفاعل

٣ - نضيف للفعل ing

1-What is Kareem doing ?He is swimming .

١ - السؤال كان فيه Kareem - حولناها في الإجابة إلى He

٢ - السؤال به كلمة doing لذلك تم إضافة ing الى الفعل

1 - Answer the questions :-

What is he doing ?

@He is drinking .



What is he doing ?

@He is



What is he doing ?

@He is



What is he doing ?

@He the TV.

2 - Choose the correct word :-

1 - is my mother .

a) She

b) We

c) They

2 - Does he.....a bike ?

a) has

b) have

c) is

3 - It's over

a) there

b) where

c) what

4 -do you live ?

a) What

b) When

c) Where



123

مستر / على الهاروني

ABC



12

Unit

On a picnic

12

Unit

Conversation time

Pass the cake, please.

Which one?

The chocolate cake.

Here. Help yourself.

Thanks.

D. Review. Listen and repeat.

Hey! That's mine.

Oops! Sorry.

45

Important Expressions

تعبيرات هامة

Samir :-	Pass the cake, please.	أعطني الكيك من فضلك
Kareem's mother :-	Which one ?	أيهم ؟
Samir :-	The chocolate cake .	كيك الشيكولاتة
Kareem's mother :-	Here. Help yourself.	تفضل . خذ ما تشاء
Samir :-	Thanks.	شكرا
Sokkara :-	Hey ! That's mine	هذه لى
Sokkar :-	Oops! Sorry.	أسف

**123**

مستر / على الهاروني

ABC1 – Look at the pictures and unscramble the words :-

ilpls

- - - - -



kscos

- - - - -



esal

- - - -



anbaans

- - - - -



dortoc

- - - - -



deb

- - -



abt

- - -



apn

- - -

2 – Copy the following sentences :-

1. What a mess classroom !

2. Let's get the broom .

3 – Look and write a sentence under each picture :-

.....



.....

4 – Punctuate the following sentence :-

1. which one

.....







**123****مستر / على الهاروني****ABC****New words****Conversation**

1.	picnic	نزهة خلوية	6.	thanks	شكرا
2.	pass	مرر - ناول	7.	chicken	دجاجة
3.	which one?	أى - أيهما؟	8.	cheese	جبنة
4.	chocolate	شيكولاتة	9.	salad	سلطة
5.	help yourself	ساعد نفسك	10.	fruit	فاكهة

1 – Read and match { A } with { B }:-

(A)		(B)	
1-	What a mess!	a-	I live in Oakville .
2-	What is he doing ?	b-	Let's clean up .
3-	Where do you live ?	c-	I'm From France .
4-	What time is it ?	d-	He is reading .
1{ } 2{ } 3{ } 4{ }		e-	It's two o'clock .

2 – Look read and match :-

	He has cough .	
	She has rash .	
	She has fever .	
	He has stomach ache .	
	She has cold .	
	He has sore throat.	

3 – Punctuate the following sentence :-

1. pass the cake , please

.....

**123****مستر / على الهاروني****ABC****1- Read and match :-**

1 – Miss Sarah, May I	A – course
2 – Yes, of	B – see it . thanks
3 – It's,	C – over there.
4 – Where	D – use the bathroom .
1() 2() 3() 4() 5() 6()	G – do you live ?

2 – Listen and number the pictures :-





1 – mouse

2 – pan

3 – sock

4 – boat

5 – map

**3 – Read and match { A } with { B } :-**

(A)		(B)	
1-	Where are you from ?	a-	He is my father .
2-	What's your name ?	b-	I am from France .
3-	Who is he ?	c-	my mother .
4-	She is	d-	I am ten .
1{ } 2{ } 3{ } 4{ }		e-	I am Kareem .

4 – Match :-

Saturday	الثلاثاء
Sunday	الخميس
Monday	السبت
Tuesday	الجمعة
Wednesday	الاثنين
Thursday	الأحد
Friday	الأربعاء



123

مستر / على الهاروني


ABC




New words

Phonics Time


1.	bread	خبز	6.	pot	إناء - وعاء - حلة
2.	rice	أرز	7.	elbow	كوع
3.	likes	يحب	8.	toast	عيش محمص
4.	doesn't like	لا يحب	9.	frog	ضفدع
5.	hop	يقفز على قدم واحدة	10.	clock	ساعة حائط {كبيرة}




hop




pot




sock



elbow



rope




toast

تذكر علامات الترقيم - أول حرف كابيتل و فى النهاية نقطة أو علامة استفهام
 إذا كانت الصورة لشيء من الطعام أو الشراب نستخدم (أسم الشيء + I like)
 إذا كانت الصورة لشيء آخر جمع - نكتب (أسم الشيء + They are) و المفرد (أسم الشيء + It is)

1 - Punctuate the following sentence :-


1. blue is my favourite colour

2 - Look and write a sentence under each picture :-



**123**

مستر / على الهاروني

ABC**1 – Look at the pictures and unscramble the words :-**

hsfi

- - - -



oyb

- - -



rtisk

- - - - -



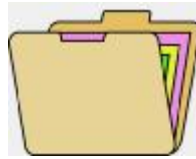
ptea

- - - -



lypa

- - - -



kefi

- - - -



pac

- - -



odg

- - -

2 – Listen and complete :-

Sokkar:- Whohe ?

Sokkara:-is my father .

3 – Choose the correct word :-

1 -are you from ?

a) What

b) Where

c) Who

2 - I amOakville .

a) from

b) live

c) on

3 - It's two

a) watch

b) clock

c) o'clock

4 -is my sister .

a) Kareem

b) Hoda

c) We

5 - Thoseyellow flowers .

a) are


b) is

c) am

4 – Punctuate the following sentence :-

1. the chocolate cake

.....

**123****مستر / على الهاروني****ABC****1 – Look and write a sentence under each picture :-**

.....



.....

2 – Look at the pictures and unscramble the words :-**thcwa**

- - - - -

**dkse**

- - - -

**saadl**

- - - - -

**rcei**

- - - -

3 – Listen and number the pictures :-

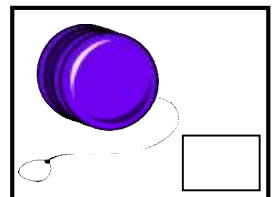

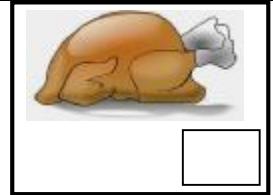
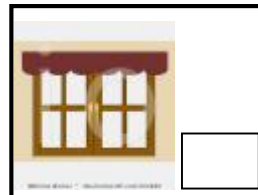

1 – yoyo

2 – violin

3 – chicken

4 – window

5 – orange

**4 – Copy the following sentences :-****1. Pass the cake , please .**

2. Which one ?



New words

Phonics Time

1.	cot	سرير الطفل	6.	jog	جرى
2.	goat	عنزة	7.	joke	نكتة
3.	rod	صنارة	8.	code	شفرة
4.	tot	حاصل جمع	9.	late	متأخر
5.	tote	يحمل	10.	hurry	يسرع

إذا كان الفاعل مفرد (أسم مفرد - it - she - he) يتم إضافة S للفعل

He			He		
She	likes	chicken.	She	doesn't like	salad.
It			It		

doesn't = does not

و في حالة النفي نستخدم **doesn't** مع (**أسم مفرد - it - she - he**) ثم يتم وضع الفعل في المصدر أما إذا كان الفاعل جمع (**أسم جمع - I - you - we - they**) لا يتم إضافة **S** للفعل

I like – we like – they like - you like

she likes – He likes – It likes – Sokkara likes

1 – Choose the correct word :-

1 -likes ice cream .

<i>a)</i>	<i>She</i>	<i>b)</i>	<i>We</i>	<i>c)</i>	<i>They</i>
-----------	------------	-----------	-----------	-----------	-------------

2 -like oranges .

a)	Hatem	b)	Heba	c)	You
----	-------	----	------	----	-----

3 - Shelike fish .

a)	isn't	b)	doesn't	c)	don't
----	-------	----	---------	----	-------

4 - Let'sthe broom .

a)	get	b)	getting	c)	got
----	-----	----	---------	----	-----

5 - Do you like fruit ? - Yes , I

a)	does	b)	am	c)	do
----	------	----	----	----	----

**123**

مستر / على الهاروني

ABC

امتحان مطابق للمواصفات

1 – Listen and number the pictures :-



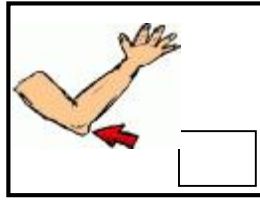
1 – pizza

2 – carrots

3 – books

4 – elbow

5 – boat



2 – Listen and fill in the gaps:-

Kareem:- What a !

Mona:- Let's clean

3 – Read and match {A} with {B}:-

(A)		(B)	
1-	Where 're you from?	a-	We're late , Please hurry .
2-	What time is it ?	b-	I'm from France .
3-	What's wrong ?	c-	But I like red .
4-	Blue is nice ,	d-	He is my father .
1 {	} 2 {	e-	It's two o'clock .
3 {	} 4 {		

4 – Choose the correct word :-

1 – Whathe doing ?

a) are

b) is

c) am

2 –like pizza .

a) We

b) He

c) She

3 -do you live ?

a) What

b) When

c) Where

4 - Whatis it ? - It's brown .

a) old

b) colour

c) time

5 - The cap is nextthe computer.

a) to





b) too

c) too



**123**

مستر / على الهاروني

ABC**5 – Look at the pictures and unscramble the words :-**

			
eeqnu	btao	Inome	epje
- - - -	- - - -	- - - -	- - - -

6 – Look and write a sentence under each picture :-

	
.....

7 – Punctuate the following sentence :-**1.** where do you live

.....

8 – Copy the following sentences :-**1.** What colour is it ?**2.** Blue is my favourite colour .