General Revision

Hoda :-	How old are you?	كم عمرك ؟
Samir :-	I'm ten. How old are you?	أنا عندى ١٠ و أنت كم عمرك ؟
Hoda :-	I'm six.	أنا عندى ٦
Sokkar :-	Bye-bye!	إلى اللقاء
Sokkara :-	Bye! See you tomorrow!	إلى اللقاء. أراك غدا .

Laila :-	Is today Monday?	هل اليوم هو الاثنين ؟
Ali :-	No, it's Tuesday.	لا . أنه الثلاثاء .
Sara :-	Yay ! My birthday is on Wednesday!	عيد ميلادى يوم الأربعاء .
Ali :-	Cool!	جميل .
Sokkar :-	Who's she?	من هى ؟
Sokkara :-	She's my mother.	هى أمى .

Hoda :-	This is for you.	هذا لك .
Mona :-	Happy birthday.	عيد ميلاد سعيد .
Dalia :-	Thanks.	شكرا .
Hoda :-	You're welcome. Open it.	على الرحب – افتحها .
Sokkara :-	I'm eating.	انا أأكل الآن .
Friend :-	He's sleeping.	هو نائم الآن .

Man :-	Hello?	مرحبا .
Woman :-	Hello. May I speak to Hisham, please?	مرحبا . ممكن أتحدث مع هشام من فضلك؟
Man :-	Sure. Hold on.	أكيد . أنتظرى .
Woman :-	No problem.	لا مشكله .
Sokkara :-	Is today Tuesday?	هل اليوم هو الثلاثاء ؟
Sokkar :-	No, it's Wednesday.	لا . أنه الأربعاء .

Boy :-	Where are you from?	من أين أنت ؟
Girl :-	I'm from France.	أنا من فرنسا .
Boy :-	Oh. You speak English very well.	أنت تتحدث الإنجليزية جيد جدا
Girl :-	Thank you very much	شكرا لك كثيرا جدا .
Sokkar :-	What are you doing?	ماذا تفعل ؟
Sokkara :-	I'm watching TV.	أنا أشاهد التليفزيون .

Woman :-	Where do you live ?	أين تسكن ؟
Man :-	I live in Giza .	أنا أسكن فى الجيزة .
Woman :-	Oh, really ? Me, too.	حقا . و أنا أيضا .
Man :-	I like it. It's a nice place.	أنا أحبه .أنه مكان لطيف
Sokkar :-	This is for you.	هذا لك .
Sokkara :-	Thank you.	شكرا لك .

الترقيم – ١ – هو تغيير الحرف الأول من الجملة أو السؤال من Small الى Capital

– ٢ – نضع نقطة فى نهاية الجملة و علامة استفهام فى نهاية السؤال

– ٣ – نعرف السؤال إذا بدء بالتالى

What ماذا – ما / Where أين / When متى /Who من / Do – Did – Does – Is – Are – Can

أنا	هو	هى	هو أو هى لغير الإنسان	أنت – أنتم	نحن	هم – هن
I	he	she	it	you	we	they

Family members أفراد العائلة

father	أب	brother	أخ
mother	أم	grandfather	جد
sister	أخت	grandmother	جدة

للسؤال عن الأنسان (مفرد) نستخدم الآتى :-

للمفرد المذكر Who is he ؟ من يكون ؟

للمفرد المؤنث Who is she ؟ من تكون ؟

للإجابة

He is my father .هو أبى

She is my mother . هى أمى

أمثلة

Who's	he? / she?	He's my father. / She's my mother.
Who's = Who is		He's = He is / She's = She is

Who is she ?

She is my sister .

Who is he ?

He is my grandfather .

Answer the questions :-

		
Who is he ?	Who is she ?	Who is she ?
.....	.....	.....

إذا جائت لنا صورة من الصور كما فى السؤال السادس فى الامتحان - و طلب منى كتابة جملة

إذا كانت الصورة لشئ أو شخص مفـــــرد ممكن أن نكتب الآتى:-

This is + (هذا يكون) أسم الشئ الموجود فى الصورة

EX:-

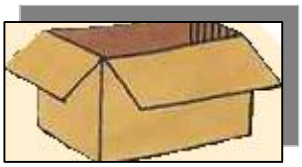
This is a box .

This is a cup .

This is a cake .


This is a cat .

إذا كانت الصورة لشئ أو شخص جمـــــع ممكن أن نكتب الآتى:-

They are + (هذا يكون) أسم الموجود فى الصورة

EX: -

They are ducks.

They are rabbits.

They are feet .


They are grapes.

حل هذه الأمثلة و ركز فى المفرد و الجمع :

1 – Look and write a sentence under each picture :-

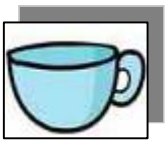			
.....	.....	.....	.....
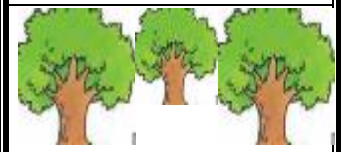		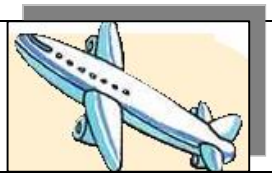	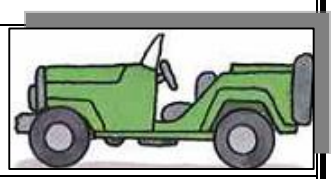
.....	.....	.....	.....
			
.....	.....	.....	.....

هذا الكلام لا ينطبق على كل الصور - بعض الصور تحتاج مهارة خاصة منك

بعض الصور تحتاج I like أو I have - He / She has كما اننا لا يجب أن نضع a قبل الاسماء التى لا تُعد و التى تُعامل معاملة المفرد

أهم كلمات الوحدة الأولى

father	أب	jet	طائرة نفاثة
mother	أم	yellow	أصفر
sister	أخ	yogurt	ذبادى
brother	أخت	yoyo	يويو
grandfather	جد	jacket	جاكت
grandmother	جدة	jam	مربى
Who is he ?	من هو؟	Who is she ?	من هى ؟

1 – Look at the pictures and un scramble the words :-

		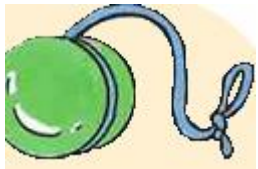	
epje	etki	yooy	iejuc
- - -	- - - -	- - - -	- - - - -
mpuj	kcjate	threfa	rtesis
- - - -	- - - - - -	- - - - - -	- - - - - -

2 – Read and match { A } with { B } :-

(A)		(B)	
1-	Who is he ?	a-	She is my mother .
2-	Who is she ?	b-	yogurt.
3-	How old	c-	name ?
4-	What is your	d-	He is my father .
1 { } 2 { } 3 { } 4 { }		e-	are you ?

1 – Listen and number the pictures :-

1 - lemon

2 – pen

3 – sun

4 – meat

5 – pencil



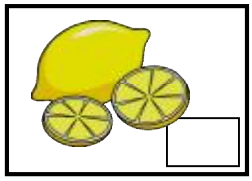

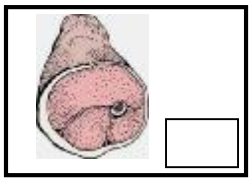



2 – Choose the correct word :-

1 - ……is he ?					
a)	Who	b)	What	c)	When
2 – He is my …… .					
a)	mother	b)	sister	c)	father
3 – How old ……you ?					
a)	are	b)	is	c)	am
4 - ……is my sister .					
a)	They	b)	She	c)	We
5 - ……is your name ?					
a)	Where	b)	How	c)	What

3 – Listen and complete :-

Kareem:-	Who ……he ?
Mona:-	……is my father .

4 – Look and write a sentence under each picture : -

	
……	……

أهم كلمات الوحدة الثانية

write – writing	يكتب – يكتب الآن	leg	رجل – ساق
talk – talking	يتكلم – يتكلم الآن	lemon	ليمون
draw – drawing	يرسم – يرسم الآن	lamb	حمل – خروف صغير
read – reading	يقرأ – يقرأ الآن	light	نور – ضوء – خفيف
sleep–sleeping	ينام – ينام الآن	red	أحمر
eat – eating	يأكل – يأكل الآن	rabbit	أرنب
run – running	يجرى – يجرى الآن	rug	بساط – سجادة صغيرة

Days of the week أيام الأسبوع			
Saturday	السبت	Wednesday	الأربعاء
Sunday	الأحد	Thursday	الخميس
Monday	الاثنين	Friday	الجمعة
Tuesday	الثلاثاء	week	أسبوع

زمن المضارع المستمر

هو فعل يحدث أثناء الكلام و مازال مستمرا .

يتكون من { am – is – are } + verb + ing

معنى هذا الكلام انه إذا كانت هناك صورة لشخص يقوم بفعل من الأفعال نقوم بوضع ing فى نهاية الفعل

ركز مع الأفعال و ليس الأسماء (الفعل هو كل شئ يجعلك تقوم بحركة – حتى التفكير)

لا تنسى

I – am

(he – she – it) – is

(you – we – they) – are

أمثلة محلولة

He is drinking .	He is sleeping .
She is reading .	She is drawing .

1 – Write a sentence under each picture :-

.....	.....
.....	.....
.....	.....

2 – Listen and complete :-

Sokkar:-	.....is he ?
Sokkara:-	He is .....brother .

3 – Punctuate the following sentences : -

1.	is today Monday
	.....
2.	no, it s Tuesday
	.....

4 – Choose the correct word :-

1 – They ..... playing .

a)	am	b)	is	c)	are

2 – I .....drawing a picture .

a)	is	b)	am	c)	are

1 – Read and match { A } with { B } :-

	(A)		(B)
1-	Is today	a-	on Wednesday .
2-	My birthday is	b-	sleeping .
3-	Who is she ?	c-	Monday ?
4-	He is	d-	He is my father .
	1 { } 2 { } 3 { } 4 { }	e-	She is my mother .

2 – Listen and number the pictures :-

1 - reading

2 – talking

3 – eating

4 – sleeping

5 – writing

3 – Look at the pictures and un scramble the words :-

ooz	oxb	ioln	snu
- - -	- - -	- - - -	- - -
nru	oyyo	ikte	onmle
- - -	- - - -	- - - -	- - - - -

نفى المضارع المستمر

يكون النفى بوضع كلمة not - n't بعد الفعل المساعد(am-is-are)

I'm He's She's	drawing.	I'm not He isn't She isn't	writing.
I'm = I am	He's = He is	She's = She is	isn't = is not

لسة مش فاهم - هاوضح لك اكثر

بداية الجملة فى الجدول الاول هى نفس البداية فى الجدول الثانى و مضاف لها not

1 – Read and match { A } with { B } :- مثال محلول

	(A)		(B)
1-	I am swimming , ……	a-	She isn't writing .
2-	She is drawing , ……	b-	They aren't talking .
3-	He is reading , ……..	c-	we aren't running .
4-	They are eating , …..	d-	I am not playing .
	1 { d } 2 { a } 3 {e } 4 {b }	e-	He isn't sleeping .

حل المثال دة بنفسك

2 – Read and match { A } with { B } :-

	(A)		(B)
1-	We are reading , …..	a-	she is not drawing .
2-	She is sleeping , ……	b-	He is not playing
3-	I am running , …..	c-	They are not singing .
4-	He is talking , …..	d-	We are not writing .
	1 { } 2 { } 3 { } 4 { }	e-	I am not jumping .

3 – Look at the pictures and unscramble the words :-

tea	npe	aelk	lbla
- - -	- - - -	- - - -	- - - -

أهم كلمات الوحدة الثالثة

walk – walking	يمشى – يمشى الآن	ox – oxen	ثور – ثيران
cry – crying	يبكى – يبكى الآن	box- boxes	صندوق – صناديق
sing – singing	يغنى – يغنى الآن	duck	بطة
shout–shouting	يصيح –يصيح الآن	This is for you.	هذا لك .
run – running	يجرى – يجرى الآن	Happy birthday	عيد ميلاد سعيد
laugh–laughing	يضحك – يضحك الآن	You are welcome	على الرحب
queen	ملكة	open it .	افتحها

1 – Look at the pictures and complete :-

He is reading ,
He is not .....



She is drawing ,
She is …… …….

2 – Listen and complete :-

Kareem:-	Is today ..... ?
Mona:-	No, ... Tuesday .

3 – Choose the correct word :-

1 – How old ……you ? - I'm ten .

a)	is	b)	are	c)	am

2 – This ……for you .

a)	am	b)	are	c)	is

3 – Who is she ? - She is my ……

a)	mother	b)	father	c)	brother

4 - …… is he ? - He is my brother .

a)	What	b)	How	c)	Who

5 – I am eating , ……not reading .

a)	He is	b)	I am	c)	They are

1 – Listen and number the pictures :-

1 – ball

2 – box

3 – bed

4 – bus

5 – butterfly

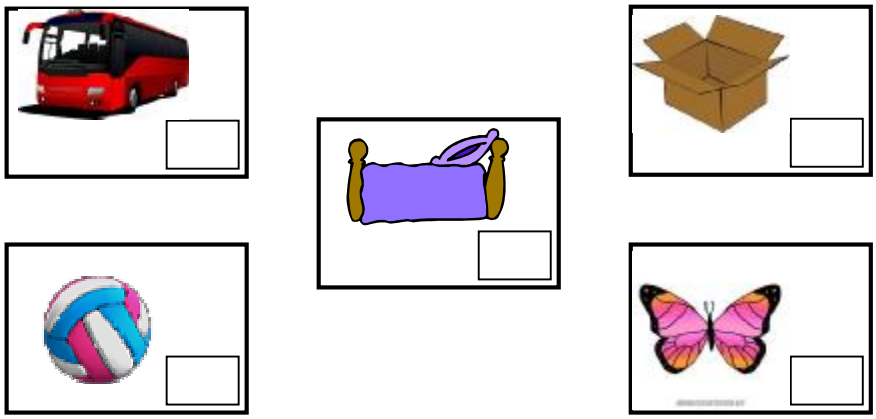

2 – Look and write a sentence under each picture : -

…… ……

3 – Read and match { A } with { B } :-

(A)		(B)	
1-	I am walking , ……	a-	She is my mother .
2-	Who is he ?	b-	You are not singing .
3-	He is crying , ……..	c-	He is my father .
4-	Who is she ?	d-	I'm not running .
1 { } 2 { } 3 { } 4 { }		e-	he isn't laughing .

4 – Punctuate the following sentences : -

1. happy birthday

……

2. this is for you

……

أهم كلمات الوحدة الرابعة

get dressed	يلبس	Sure ! hold on	أكيد . انتظر
eat breakfast	يتناول الإفطار	No problem	لا مشكلة
walk to school	يمشى للمدرسة	May	شهر مايو
study English	يذاكر انجليزى	rain	مطر
watch TV	يشاهد التليفزيون	cake	كيك – كعكة
take a shower	يستحم	paint	يلون – يدهن
May I speak to...	ممكن أتحدث الى	play	يلعب

السؤال و الإجابة فى زمن المضارع المستمر

What's	he / she / it	doing?	He's / She's / It's	walking to school.
What are	you / they	doing?	We're / They're	walking to school.

What's = What is | He's = He is | She's = She is | It's = It is | We're = We are | They're = They are

إذا جائت صورة لشخص أو مجموعة أشخاص يقومون بفعل نستخدم

What is (he - she) diong ? — He \ She is + الفعل +ing .

What are (you - they) diong ? — They are + الفعل + ing.

ركز فى كيفية الحل :- أولا – نحذف أداة الاستفهام (What) ثانيا:- نعمل المقص بتبديل الفاعل مكان الفعل المساعد

ثالثا :- نكتب الفعل الموجود فى الصورة و نضيف له فى نهايته ing .

مع ملاحظة انه إذا جاء فى السؤال are you تحول فى الإجابة الى I am

		حل المثال دة بنفسك
What is he doing ?	~~What~~ is he doing ?	What is he doing ?
He is reading	He is reading	.....

و إذا جاءت صورة لفعل نكتب تحتها جملة - { He \ She \ They \ + الفعل + ing }

1 – Look and write a sentence under each picture :-

He is eating .	He is drawing .
	
……	……
……	……

ما تلخبطش نفسك و تعمل دة مع كل الصور - دة للصور الموجود بها فعل فقـــط الصور الآخرى نتبع معها ما تم شرحه فى صفحة ٣و٤

2 – Look and write a sentence under each picture :-

……	**This is (It is) a horse .**
	
……	……

1 – Read and match { A } with { B } :-

(A)		(B)	
1-	This is for	a-	to Hisham , please ?
2-	Who is she ?	b-	you .
3-	May I speak	c-	on .
4-	Sure, hold	d-	eating an ice cream .
1 { } 2 { } 3 { } 4 { }		e-	She is my mother .

2 – Read and match { A } with { B } :-

(A)		(B)	
1-	I am eating , ...	a-	She is not shouting .
2-	We are running , ...	b-	He is not reading .
3-	She is crying , ...	c-	Happy birthday .
4-	He is drawing , ...	d-	I am not playing .
1 { } 2 { } 3 { } 4 { }		e-	We are not jumping .

3 – Punctuate the following sentences : -

1. may I speak to Hisham , please

.....

2. sure ! hold on

.....

4 – Choose the correct word :-

1 – This is .....you .

a)	for	b)	at	c)	in

2 – You are ....., open it .

a)	read	b)	welcome	c)	run

3 – My birthday is .....Wednesday .

a)	in	b)	for	c)	on

4 – Who is .....? - She is my mother .

a)	he	b)	she	c)	they

5 – I am drawing , ... not reading .

a)	He is	b)	We are	c)	I am

أهم كلمات الوحدة الخامسة

eleven	١١	eighteen	١٨
twelve	١٢	nineteen	١٩
thirteen	١٣	twenty	٢٠
fourteen	١٤	thirty	٣٠
fifteen	١٥	forty	٤٠
sixteen	١٦	fifty	٥٠
seventeen	١٧	sixty	٦٠

للسؤال عن الوقت نستخدم هذين التعبرين.

What's the time? D ؟ كم الوقت E What time is it now?

وللاجابة على هذا السؤال نستخدم هذا التعبير It's+الساعة+o'clock

ملحوظة :- الإختصار فى كلمة o'clock مكان حرف الـــ F

إذا كان الوقت مكون من رقمين نضع شرطة بين الرقمين مثال :-

It's ten twenty – five الساعة عشرة و خمسة و عشرون دقيقة 10:25 .

It's seven thirty – five الساعة السابعة و خمسة و ثلاثون دقيقة 7:35 .

أقرأ هذه الأمثلـــــــــــة

12:15	1:35
It's twelve fifteen .	It's one thirty – five
10:45	8:20
It's ten forty – five .	It's eight twenty .
9:50	6:55
It's nine fifty .	It's six fifty – five .
12:25	1:35
……	……
3:45	4:15
……	……

1 – Listen and number the pictures :-

1 – three

2 – feet

3 – sleep

4 – read

5 – jeep

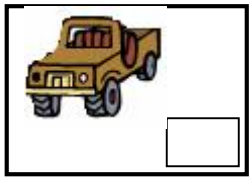

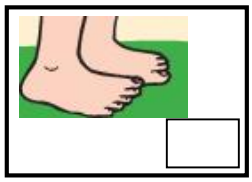

2 – Punctuate the following sentences : -

1.	is it Monday
.....	
2.	no, it's Tuesday
.....	
3.	how old 're you
.....	

3 – Read and match { A } with { B } :-

(A)		(B)	
1-	Where are you from ?	a-	He is my father .
2-	They are playing , ……..	b-	I am from France .
3-	Who is he ?	c-	for you .
4-	This is ….	d-	I am ten .
1 { } 2 { } 3 { } 4 { }		e-	They are not studying .

4 – Choose the correct word :-

1 - ……. is my grandmother .

a) She b) He c) Kareem

2 – We ……..eating breakfast .

a) am b) is c) are

3 - ……time is it ? - It's ten o'clock .

a) How b) What c) Where

4 - What are ……doing ? - I am watching the TV .

a) you b) he c) she

feed	يطعم	seed	بذرة
bean	حبة فول	What time is it?	ما الوقت ؟
clean	ينظف	o'clock	بالضبط
sheep	خروف	speak	يتحدث
seat	مقعد	bee	نحلة

1 – Look and write a sentence under each picture :-

.....	.....
	

2 – Look at the pictures and un scramble the words :-

			
owrefl	rnia	jte	ihfs
- - - - - -	- - - -	- - -	- - - -
			
usn	leak	okbo	tnari
- - -	- - - -	- - - -	- - - - -

3 – Listen and complete :-

Kareem:-	May I .....to Hisham , please ?
Mona:-	Sure ! hold ..... .

1 – Listen and complete :-

Boy :-	**Where are you ..... ?**
Girl :-	**I am .....France .**

2 – Punctuate the following sentences : -

1. who is he

.....

2. you speak English very well

.....

3 – Choose the correct word :-

1 – What are you ..... ?

a)	*do*	b)	*doing*	c)	*does*

2 – I am.....Giza .

a)	*speak*	b)	*from*	c)	*doing*

3 – Sure . Hold .....

a)	*at*	b)	*to*	c)	*on*

4 - This is .....you .

a)	*for*	b)	*four*	c)	*fish*

5 - It's seven ..... .

a)	*book*	b)	*o'clock*	c)	*ball*

4 – Listen and number the pictures :-

1 – cake

2 – feet

3 – running

4 – jacket

5 – apple







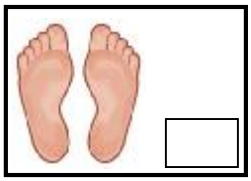

أهم كلمات الوحدة السادسة

red	أحمر	white	أبيض
blue	أزرق	kite	طائرة ورقية
yellow	أصفر	tight	ضيق
green	أخضر	pipe	أنبوبة
orange	برتقالى	right	يمين – صحيح
brown	بنى	tape	شريط
black	أسود	bite	يعض

……	……
……	……

2 – Look at the pictures and un scramble the words :-

geg	ooyy	flerwo	threfa
- - -	- - - -	- - - - - -	- - - - - -
ceir	eejp	enp	zzipa
- - - -	- - - -	- - -	- - - - -

1 – Listen and complete :-

Woman:-	**Where do .....live ?**
Man:-	**I .....in Giza .**

2 – Read and match { A } with { B } :-

(A)		(B)	
1-	Where are you from ?	a-	He is my father .
2-	Where do you live?	b-	She is my mother .
3-	Who is he ?	c-	I am from France .
4-	Who is she ?	d-	I 'm fine , thank you .
1{ } 2{ } 3{ } 4{ }		e-	I live in Giza .

3 – Choose the correct word :-

1 - .....are you from ?

a)	*What*	*b)*	*Where*	*c)*	*Who*

2 – I am .....France .

a)	*from*	*b)*	*live*	*c)*	*on*

3 – It's three .....

a)	*watch*	*b)*	*clock*	*c)*	*o'clock*

4 - .....is my sister .

a)	*Kareem*	*b)*	*Sokkara*	*c)*	*We*

5 – How old .....you ?

a)	*are*	*b)*	*is*	*c)*	*am*

4 – Look and write a sentence under each picture : -

	
.....	.....

1 – Look at the pictures and un scramble the words :-

ohtmer	**erad**	**lkim**	**mtea**
- - - - - -	**- - - -**	**- - - -**	**- - - -**
			
btirab	**xo**	**ratni**	**eeqnu**
- - - - - -	**- -**	**- - - - -**	**- - - - -**

2 – Listen and fill in the gaps:-

Kareem:-	**How .....are you ?**
Mona:-	**I am .....**

3 – Choose the correct word :-

1 – ..... is my sister Mona .

a)	*He*	*b)*	*I*	*c)*	*She*

2 – He .....my father .

a)	*are*	*b)*	*am*	*c)*	*is*

3 – She is .....

a)	*sleep*	*b)*	*sleeps*	*c)*	*sleeping*

4 - Where are you .....?

a)	*from*	*b)*	*farmer*	*c)*	*for*

5 - .....do you live ?

a)	*Who*	*b)*	*Where*	*c)*	*What*

4 – Punctuate the following sentences : -

1.	***see you tomorrow***
.....	
2.	***how old re you***
.....	

أدارة ..... التعليمية

مدرسة .....

امتحان نصف العام للصف الثالث الابتدائي ٢٠١ - ٢٠١ (لغة إنجليزية) الزمن (ساعة و نصف)

الاسم / ..... رقم الجلوس ..... الرقم السرى .....

. " .....

الرقم السرى .....

(A) Listening 9 marks

1 – Listen and number the pictures :- (5 marks – one mark each)

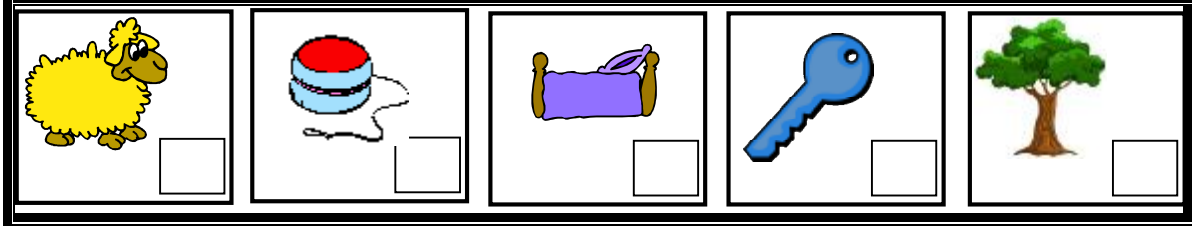

5

2 – Listen and fill in the gaps:- (4 marks – two marks each)

Kareem:-	Where …… you live?
Mona:-	I …… in Giza.

4

(B) Reading 9 marks

3 – Read and match { A } with { B } :- (4 marks – two marks each)

(A)		(B)	
1-	Who is he?	a-	on .
2-	He is reading , …..	b-	It's two forty – five .
3-	What time is it ?	c-	She is my mother .
4-	Sure ! hold ……	d-	He is not drawing .
1 { } 2 { } 3 { } 4 { }		e-	He is my father

4

4 – Choose the correct word :- (5 marks – one mark each)

1 –…… Is he ?

a) What b) Who c) When

2 – What time ……it ?

a) am b) are c) is

3 - It's two ……

a) book b) look c) o'clock

4 - ……is my mother .

a) They b) She c) We

5 - This is ……you .

a) for b) four c) farm

5

(C) Writing 12 marks

5 –Look at the pictures and unscramble the words:-(4 marks–one mark each)

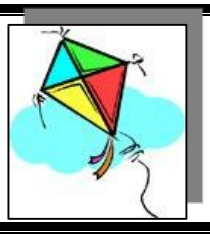			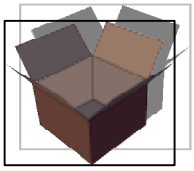
tike	ejpe	efte	xob
- - - -	- - - -	- - - -	- - -

4

6 – Look and write a sentence under each picture:-(4 marks–two marks each)

.....	.....

4

7 – Punctuate the following sentence :- (2 marks–one mark each)

1. is today Monday

.....

2

8 – Copy the following sentences : - (2 marks–one mark each)

1. Where are you from?

2. I am from France .

2

No.	1	2	3	4	5	6	7	8
In figures								
In letters								
Marker								
Revised by								

الدرجة بعد المراجعة

٣٠

الدرجة قبل المراجعة

٣٠

المجموع : .... فقط .

أدارة ..... التعليمية

مدرسة .....

امتحان نصف العام للصف الثالث الابتدائي ٢٠١ - ٢٠١ (لغة إنجليزية) الزمن (ساعة و نصف)

الاسم / .....رقم الجلوس ..... الرقم السرى.....

. " .....

الرقم السرى .....

(A) Listening 9 marks

1 – Listen and number the pictures :- (5 marks – one mark each)



5

2 – Listen and fill in the gaps:- (4 marks – two marks each)

Woman:-	May I ……to Hisham , please ?
Man :-	Sure ! hold ……

4

(B) Reading 9 marks

3 – Read and match { A } with { B } :- (4 marks – two marks each)

(A)		(B)	
1-	Where do you live ?	a-	Monday ?
2-	See you …..	b-	mother .
3-	Is today ……..	c-	I live in Giza .
4-	She is my ……	d-	tomorrow .
1 { } 2 { } 3 { } 4 { }		e-	father .

4

4 – Choose the correct word :- (5 marks – one mark each)

1 –…… Is she ?

a) What b) Who c) When

2 – How ……are you ?

a) old b) name c) do

3 – She is reading , she ……writing .

a) am not b) is not c) are not

4 - ……is my father .

a) You b) We c) He

5 - You are welcome . Open ……

a) it b) is c) are

5

(C) Writing 12 marks

5 –Look at the pictures and unscramble the words:-(4 marks–one mark each)

			
upc	enequ	espeh	btiarb
- - -	- - - - -	- - - - -	- - - - - -

4

6 – Look and write a sentence under each picture:-(4 marks–two marks each)

	
.....	.....

4

7 – Punctuate the following sentence :- (2 marks–one mark each)

1. how old are you

.....

2

8 – Copy the following sentences : - (2 marks–one mark each)

1. Where are you from?

2. I am from France .

2

No.	1	2	3	4	5	6	7	8
In figures								
In letters								
Marker								
Revised by								

الدرجة بعد المراجعة ٣٠

الدرجة قبل المراجعة ٣٠

المجمع : .... فقط .