

CONNECT

الصف الرابع الابتدائي الفصل الدراسي الأول

2022



First Term
Parents' Guide

4th.
Primary

AL-BAHER

Connect 4

First Term

Parents' Guide



Name: _____

Class: _____

School: _____



Contents

Review on Primary (3) (3)

Let's remember (13)

Theme (1) I discover myself

Unit (1) I feel good (22)

Unit (2) Desert animals (65)

Unit (3) Why are plants green? (99)

Review (1) (132)

Non-fiction reader:
Where does chocolate come from? (138)

Theme (2) Myself and others

Unit (4) Where do you live? (140)

Unit (5) Where do you work? (179)

Unit (6) What do you do? (211)

Review (2) (246)

Listening Text (252)



Review Based on Primary (3)



Feelings



angry
غضبان



excited
متحمس / مسرور



happy
سعيد



sad
حزين



hungry
جوعان



thirsty
عطشان



tired
مُتعب



Body & Illnesses



stomach
معدة



bone
عظمة



heart
قلب



skin
جلد



cold
برد



cough
كحة



fever
حمى



headache
صداع



sick
مريض

Help your child revise these words .

ساعد طفلك أن يراجع هذه الكلمات.

Al-Baher - Connect (4) / First Term

Activities



collect magnets
يجمع قطع المغناطيس



draw a picture
يرسم صورة



listen to music
يستمتع إلى الموسيقى



play sports
يلعب ألعاباً رياضية



sing songs
يغني أغاني



take photos
يلتقط صوراً

Furniture



armchair
كرسي بذراعين



bookcase
خزانة الكتب




chair
كرسي



clock
ساعة حائط



cupboard
خزانة / دولاب



lamp
أباجورة



couch
كنبة / أريكة



table
طاولة / منضدة



television
تلفاز

Animals



elephant

فيل



giraffe

زرافة



hippo

فرس النهر



lion

أسد



panda

دب الباندا



penguin

طائر البطريق

Circus people



clown

مُهْج



ringmaster

مدير الحلبة



dog trainer

مدربة الكلاب



trapeze artist

لاعب الأرجوحة

Countries & Nationalities



Egyptian

مصري



Chinese

صيني



French

فرنسي



American

أمريكي

Seasons & Weather



winter

الشتاء



spring

الربيع




summer

الصيف



fall

الخريف



hot

حار



rainy

ممطر



sunny

مشمس



cold

بارد

Technology



internet

الإنترنت



website

موقع



email

بريد إلكتروني



cell phone

هاتف محمول



tablet

تابلت



mouse

فأرة



computer

كمبيوتر



keyboard

لوحة المفاتيح



information

معلومات



search engine

محرك البحث



Sea creatures



octopus

أخطبوط



jellyfish

قنديل البحر



starfish

نجم البحر



sea snake

ثعبان البحر



seahorse

حصان البحر



tilapia

سمكة البلطي



shark

سمكة القرش



fish

سمكة

Phonics

ee /i:/



feel happy

يشعر بالسعادة



bee

نحلة



sleep

ينام

ea /i:/



leaf

ورقة شجر



clean

ينظف



eat

يأكل



meat

لحمة

Review

ck /k/



sick

مريض



black

أسود



kick

يركل (يشوط)

sk /sk/



skin

جلد



skirt

جيبه



sky

السماء



skip

ينط (الحبل)

ng /ŋ/



sing

يغني



fishing

صيد السمك



swimming


السباحة

sp /sp/



sports

الألعاب الرياضية



space

الفضاء



spider

عنكبوت

air /eər/



hair

شعر



chair

كرسي



pair

زوج

ear /ɪər/



ear

أذن



beard

لحية

ph /f/



photos

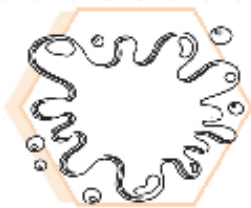
صور فوتوغرافية



elephant

فيل

wh /w/



white

أبيض



whale

حوت



When..?

متى.....؟



Where..?

أين.....؟

Review

ou /au/



cloud

سحابة



mouse

فأر



mouth

فم



house

منزل

ow /au/



clown

مُهْج



cow

بقرة



flower

زهرة

ff /f/



coffee

قهوة



off

مغلق



muffin

كعكة إسفنجية

ll /l/



dollar

دولار



bell

جرس



tall

طويل

ss /s/



glass
كوب زجاجي



dress
فستان

spr /spr/



spring
فصل الربيع



spray
بخاخة

str /str/



street
شارع



strawberry
فراولة



straight
مستقيم

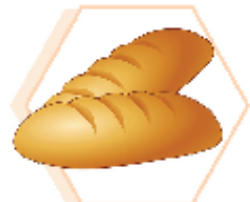
br /br/



bracelet
سوار (مفرد أسورة)



branch
فرع شجرة



bread
خبز



broom
مقشة

Review

pr /pr/




present
هدية



price
سعر



princess
أميرة



printer
طابعة

er /ə/ /ər/



teacher
معلمة



painter
رَسَّام

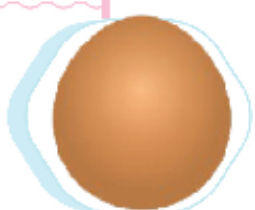


singer
مُغَنِّي



cleaner
عامل نظافة

gg /g/



egg
بيضة



foggy
ضبابي

nn /n/



dinner
عشاء



sunny
مشمس

tt /t/



butter
زبدة



kitten
قطعة صغيرة


Lesson (1)

Let's remember!

Jewelry



rings
خواتم



bracelets
أساور



earrings
حلقات

Foods



bread
خبز



rice
أرز



eggs
بيض



pasta
مكرونة



chicken
دجاج



fish
سمك



cereal
طعام من الحبوب



soup
شوربة



potatoes
بطاطس



fruit
فاكهة



vegetables
خضروات



fats
دهون

Help your child revise these words.

ساعد طفلك أن يراجع هذه الكلمات .

Al-Baher - Connect (4) / First Term

13



Ask and answer.

How long is the bridge?

كم طول الكوبري؟

It's 1000 meters long.

طوله ١٠٠٠ متر.



What would you like?

ماذا تود (أن تتناول)؟



I'd like some water, please.

أود بعض الماء، من فضلك.



Where are you from?

من أين أنت؟

I'm from China.

I'm Chinese.

أنا من الصين. أنا صيني.



What did you do yesterday?

ماذا فعلت بالأمس؟



I visited the bazaar,
I bought a bag.

زرت البازار واشترت حقيبة.

How tall is the pencil?

كم طول القلم الرصاص؟



It's 12 centimeters tall.

طوله ١٢ سنتيمترا.



When's your birthday?

متى عيد ميلادك؟



It's on January 19th.

في التاسع عشر من يناير.

Lesson (2)

Let's remember!



Months of the year شهور السنة

January يناير	February فبراير	March مارس	April أبريل
May مايو	June يونيو	July يوليو	August أغسطس
September سبتمبر	October أكتوبر	November نوفمبر	December ديسمبر



Listen and say.



I'm from America.
I'm American.
أنا من أمريكا. أنا أمريكية.



I'd like some milk.
أود بعض الحليب.





Language

The Past Simple Tense

Form



The second form of the verb.

التصريف الثاني للفعل.

Regular verbs

الأفعال المنتظمة

cook → cooked

1 نضيف (ed) للفعل المنتظم.



bake → baked

2 يتم إضافة (d) للفعل المنتظم المنتهي بـ (e).



cry → cried

3 الأفعال المنتهية بـ (y) مسبوقة بحرف ساكن نحذف (y) ثم نضيف (ied).



Irregular verbs

الأفعال غير المنتظمة

go → went

see → saw

Keywords

الكلمات الدالة

yesterday أمس } ago منذ } last (year/...) الماضي (العام/...)

e.g.

- I went shopping yesterday.
- I bought a present for my mom.



Study these verbs

Present

Past

look ينظر

looked

play يلعب

played

travel يسافر

traveled

visit يزور

visited

work يعمل

worked

Present

Past

go يذهب

went

have يتناول

had

see يرى

saw

buy يشتري

bought

?! Punctuation marks

علامات الترقيم

Capital Letters

A B C D E



نستخدم الحروف الكبيرة في هذه الحالات:



- It's sunny.
- Ali
- Alexandria, Egypt
- I
- Montaza Palace

- ↔ في بداية الجملة:
- ↔ مع أسماء الأشخاص:
- ↔ مع المدن والدول:
- ↔ مع الضمير (I) في أي مكان في الجملة:
- ↔ مع الأماكن السياحية:

Full stop / Period (.)

نستخدم النقطة في نهاية الجملة.



→ It is a cat.

Question Mark (?)

نضع علامة الاستفهام (?) في نهاية السؤال.



→ How long is it?

Exclamation mark (!)

نضع علامة التعجب (!) للتعبير عن الدهشة.



→ What a nice car!



Read and underline the capital letters.

Hi! I'm Shorouk! I live in Alexandria. The library of Alexandria is a big and famous library in my city. Yesterday it was sunny. My family visited the park at the Montaza Palace.

Activities

1

Supply the missing letters.



r _ ngs



f _ sh



ve _ etables



J _ ly



b _ y



pl _ y



m _ lk



A _ gust

2

Read and match.

1 I'm from China.

2 How long is it?

3 When is your birthday?

4 What did

a) It's 1,000 meters long.

b) I am Chinese.

c) you do yesterday?

d) It's on January 19th.

1- ()

2- ()

3- ()

4- ()

3

Choose the correct word.

1 What did you do (now - today - yesterday)?

2 How long (is - are - were) the bridge?

3 I am from America. I'm (Chinese - Egyptian - American).

4 I (go - goes - went) shopping yesterday.

5 She (visited - visit - visiting) her grandma last Friday.


Theme (1)

I DISCOVER MYSELF



Unit 1

I feel good



Scope and Sequence:

Vocabulary

المفردات اللغوية

food: bananas, chicken, grapes, mangoes, milk, onions, potatoes, rice, sugarcane, watermelon

body systems: breathe, diaphragm, esophagus, large intestine, lungs, mouth, nose, pump, small intestine, stomach

first-aid: band-aid, gloves, scrape

Language

اللغة

I eat vegetables **and** I exercise. - I want to play football, **but** I hurt my leg.

Prefix (re-): repaint, remake, redo - He repainted his house.

Reading

القراءة

A dialog about food; a story about friends sharing their cultures

Writing

الكتابة

Instructions for making something; researching, planning and writing a presentation

Speaking

الحدث

A presentation about a place in Egypt

Listening

الاستماع

Interviews with children talking about their healthy routines

Phonics

الصوتيات

Long and short vowels: bag, cake, mom, nose, mix, rice

Life skills

المهارات الحياتية

Self-management: eating healthily, living a healthy life.

Values

القيم

- Appreciation of science - Respect - Tolerance

Issues and challenges

القضايا والتحديات

Preventative and therapeutic health

Non-discrimination issues

Integrated cross-curriculum

topics

الكامل عبر موضوعات المنهج

Social studies: a healthy lifestyle

Science: digestive system; respiratory system; a balanced diet

Math: Comparing large digits (**ascending order**)

Lesson (1)

Food and Drink

Vocabulary

Listen and say.



Help your child identify these words.

ساعد طفلك أن يتعرف على هذه الكلمات.

Meals

breakfast
الإفطارlunch
الغداءdinner
العشاء

Listen and read.

Mom : Lunch is ready. I made some **special**⁽¹⁾ food for us.

Maged : Mom, it looks **delicious**⁽²⁾!

Mom : Which food comes from our country, do you think?

Maged : I think we **grow**⁽³⁾ **rice** in Egypt.

Mom : Yes, that's right.

What else⁽⁴⁾?

Maged : Hmmm, I think we **raise**⁽⁵⁾ **chickens** in Egypt.

Mom : Yes, and tomatoes and **onions**. Egyptian farmers **produce**⁽⁶⁾ many things you see on this table. Let's eat!

Maged : Yum!



1. خاص

2. لذيذ

3. يزرع

4. ماذا أيضًا

5. يربي

6. ينتج

Help your child listen and read.

ساعد طفلك أن يستمع ويفهم.

Ask and answer.

What animals do farmers raise in Egypt?

ما الحيوانات التي يربّيها الفلاحون في مصر؟

They raise chickens to get eggs and meat.

إنهم يربّون الدجاج ليحصلوا على البيض واللحم.



What foods do we produce in Egypt?

ما الأطعمة التي ننتجها في مصر؟

We produce vegetables like potatoes.

نحن ننتج الخضروات مثل البطاطس.



Activities

1 Supply the missing letters.



ch_cken



gr_pes



m_lk



_nions



_ice



_otatoes



m_ngoes



s_garcane

2 Listen and complete.

- 1 is ready.
- 2 The food looks !
- 3 Farmers grow and onions.
- 4 We grow in Egypt.

3 Read and match.

- | | |
|----------------------------|------------------------------|
| 1 Which food comes | a) like tomatoes and onions. |
| 2 Farmers keep chickens to | b) rice in Egypt. |
| 3 We produce vegetables | c) from our country? |
| 4 I think we grow | d) get eggs and meat. |

1- ()

2- ()

3- ()

4- ()

4 Choose the correct word.

- 1 The food looks (happy - sad - delicious).
- 2 Farmers keep chickens to get eggs and (milk - meat - honey).
- 3 Farmers grow (cows - chickens - rice).
- 4 Potatoes and onions are (vegetables - fruits - animals).
- 5 We (grow - play - raise) chickens in Egypt.

5 Unscramble the following words to make correct sentences.

- 1 food - Which - from - country - comes - our - ?

.....

- 2 rice - in - We - Egypt - grow - .

.....

- 3 meal - What - having - they - are - ?

.....

- 4 chickens - We - in - raise - Egypt - .

.....

6

Supply the missing parts in the following dialogue.

Which - rice - Lunch - raise

Mom :(1)..... is ready.

Maged : It looks delicious.

Mom :(2)..... food comes from our country?

Maged : I think we grow(3)..... in Egypt.

Mom : Why do farmers(4)..... chickens?

Maged : They raise chickens to get eggs and meat.

7

Look and write a sentence under each picture.



farmers - rice



farmers - chickens

8

Punctuate the following.

what animals do farmers raise in egypt

.....

.....

Lesson
(2)

CLIL: Science



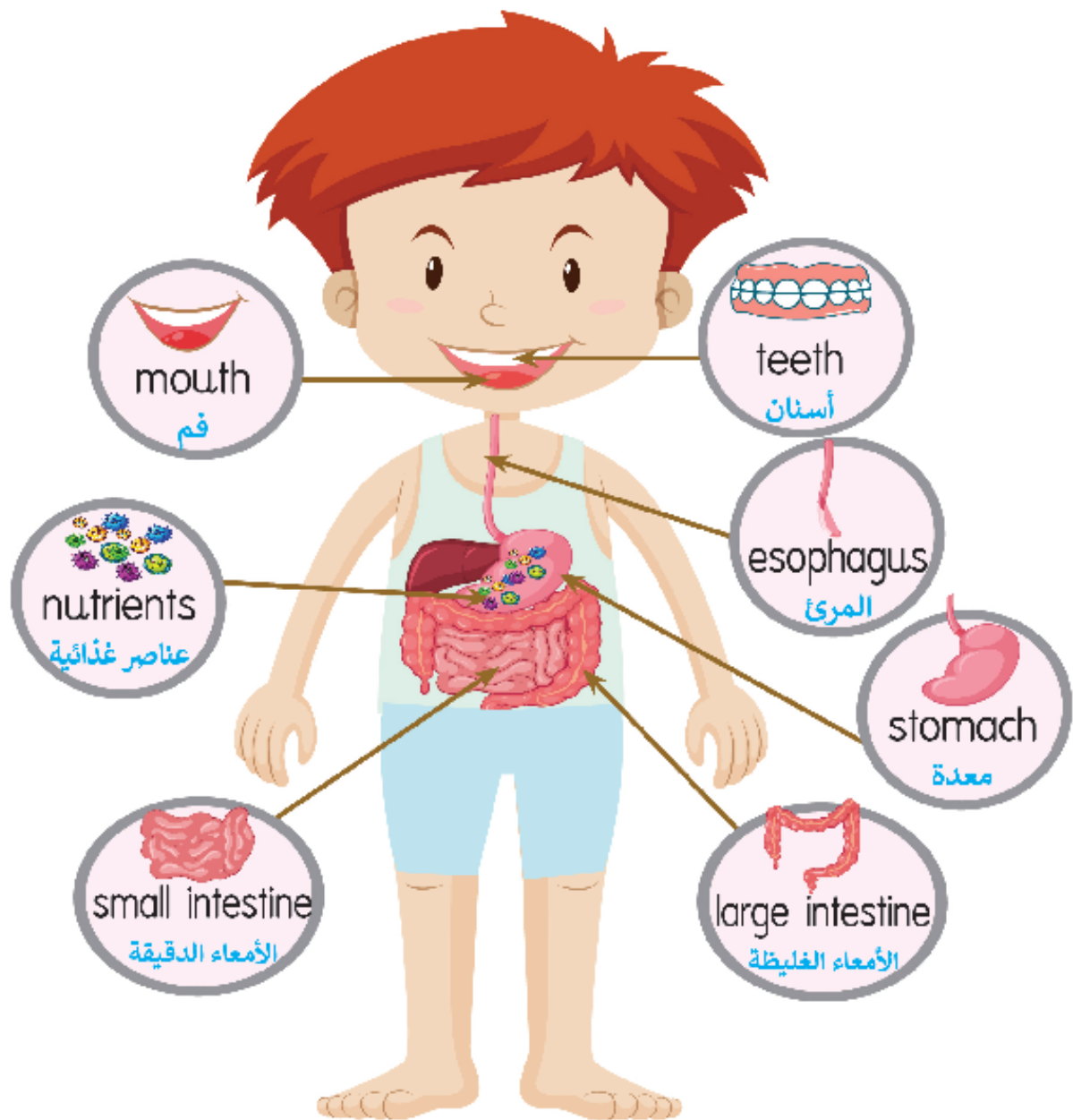
Vocabulary



Listen and say.

The Digestive System

الجهاز الهضمي



Help your child identify the digestive system.

ساعد طفلك أن يتعرف على الجهاز الهضمي.

Al-Baher - Connect (4) / First Term

29



What happens in our body when we eat food? ماذا يحدث في جسمنا عندما نتناول الطعام؟

1

The **esophagus** goes from the **mouth** to the **stomach**.

يمتد المريء من الفم إلى المعدة.

2

When the food moves from the **esophagus** to the **stomach**, the **gastric juice** digests it.

عندما ينتقل الطعام من المريء إلى المعدة، تقوم العصارة المعدية بهضمه.

3

Food moves from the **stomach** to the **small intestine** to complete the digestion.

ينتقل الطعام من المعدة إلى الأمعاء الدقيقة لإتمام عملية الهضم.

4

The **large intestine** is around the **small intestine**. It takes water and salt from food for the body. It removes **waste**.

تحيط الأمعاء الغليظة بالأمعاء الدقيقة وتقوم بامتصاص الماء والأملاح من الطعام لتزويد الجسم بهاء، كما أنها تتخلص من الفضلات.

Look and read.

When we eat ...

We use our digestive system to digest^[1] what we eat.

We put food in our mouths. We chew^[2] food with our teeth.

Then the food goes down^[3] the esophagus. It arrives in the stomach.



In the stomach, the food mixes^[4] with a gastric juice. The gastric juice changes the food into a simpler form to get energy^[5] and nutrients^[6]. We need the energy and nutrients in our body.

1. يهضم 2. يمضغ 3. يمر بـ 4. يختلط 5. طاقة 6. عناصر غذائية



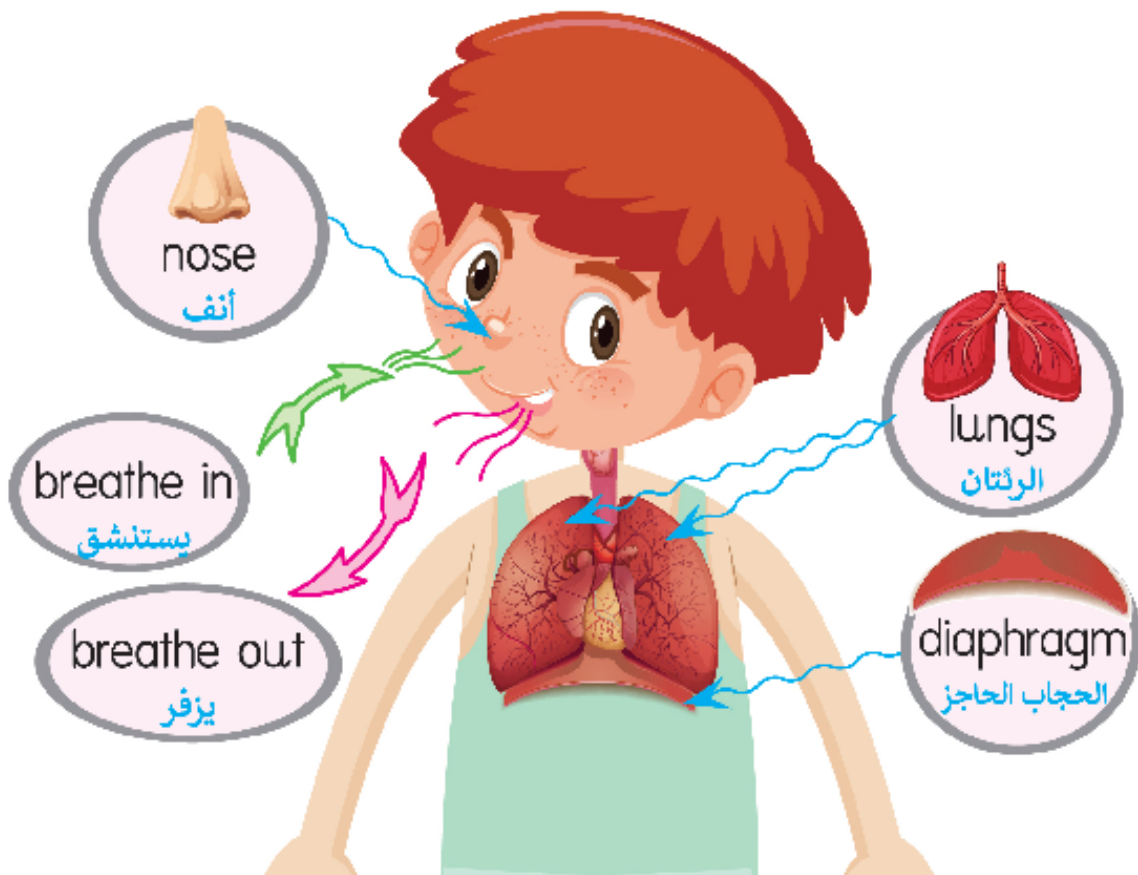
Put the sentences in the correct order:

- ☐ The gastric juice changes the food into energy and nutrients.
- ☐ The food goes down the esophagus then the stomach.
- ☐ We put food in our mouths. We chew food with our teeth.
- ☐ We need the energy and nutrients in our body.
- ☐ In the stomach, the food mixes with the gastric juice.

Listen, point and say.

The Respiratory System

الجهاز التنفسي

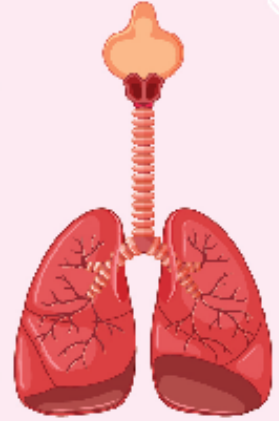



Definitions

pump	To move quickly from one place to another.	يضخ
nose	This is the center of the face.	أنف
lungs	We have two of these. They are inside the body.	الرئتان
diaphragm	This is a muscle عضلة under the lungs.	الحجاب الحاجز
breathe	To take in oxygen and give out carbon dioxide.	يتنفس

Our Respiratory System

We use our **respiratory system** when we **breathe**. We need oxygen in our bodies. We breathe in air through our nose. Our diaphragm goes down. It pulls air into our lungs. In the lungs, the oxygen from the air goes into our **blood**. Our heart **pumps** this blood around our body. The diaphragm goes up. It pushes air with **carbon dioxide** out of our lungs. We **breathe out**.



1 We breathe through our **nose** .



نستنشق الهواء من خلال الأنف.

2 The **diaphragm**  goes down.


ينزل الحجاب الحاجز.

3 The **diaphragm**  pulls air into our **lungs** .


يسحب الحجاب الحاجز الهواء إلى داخل الرئتين.

4 When the **air**  arrives in our **lungs** , the **oxygen** O_2 goes into our blood.

عندما يصل الهواء إلى الرئتين، يدخل الأكسجين إلى الدم.

5 The **heart**  pushes the blood around our body.

يضخ القلب هذا الدم حول الجسم.

6 The **diaphragm**  moves up and pushes the air with **carbon dioxide** CO_2  out of our body.

يرتفع الحجاب الحاجز ويدفع الهواء الذي به ثاني أكسيد الكربون خارج الجسم.

Keep your digestive system healthy.

حافظ على صحة جهازك الهضمي.



1 Drink plenty of water.
اشرب ماء بكثرة.



3 Exercise.
تمرّن.

2 Eat healthy food.
تناول طعامًا صحيًا.



Keep your respiratory system healthy.

حافظ على صحة جهازك التنفسي.



1 Stay away from smoke.
ابتعد عن الدخان.



2 Exercise.
تمرّن.

3 Put green plants in your balcony.
ضع نباتات خضراء في شرفتك.



4 Drink plenty of water.
اشرب ماء بكثرة.

Did you know?

هل تعلم أن.....؟



In our bodies, the right lung is larger than the left lung.

الرئة اليمنى في أجسامنا أكبر من الرئة اليسرى.

1

Look and complete the missing letters.



st_mach




_outh



es_phagus



t__th



p_mp



l_ngs



n_se



di_phragm



bre_the



e_t



inte_tine



m_x

2

Look and number.

- 1 Stay away from smoke.
- 2 Exercise.
- 3 Put green plants in your balcony.
- 4 Drink plenty of water.



Help your child deal with such questions.

ساعد طفلك أن يتعامل مع مثل هذه الأسئلة.

Al-Baher - Connect (4) / First Term

35

3

Choose the correct word.

- 1 The (esophagus - diaphragm - lungs) goes from the mouth to the stomach.
- 2 The (gastric juice - esophagus - teeth) digests food in the stomach.
- 3 We chew food with our (nose - lungs - teeth).
- 4 The (esophagus - nose - diaphragm) is a muscle under the lungs.
- 5 To (pump - breathe - eat) is to take in oxygen and give out carbon dioxide.
- 6 The (diaphragm - stomach - esophagus) pulls air into our lungs.
- 7 We breathe through our (stomach - eyes - nose).
- 8 Stay away from (plants - smoke - exercise).
- 9 (Drink - Eat - Play) plenty of water.
- 10 The (stomach - lungs - nose) is in the center of the face.

4

Read the passage then answer the questions.

We use our digestive system to digest what we eat. We put food in our mouths. We chew food with our teeth. Then the food goes down the esophagus. It arrives in the stomach. In the stomach, the food mixes with the gastric juice. The gastric juice changes the food into a simpler form to get energy and nutrients. We need the energy and nutrients in our body.

A) Choose the correct answer.

- 1 The (mouth - gastric juice - esophagus) changes the food into a simpler form to get energy and nutrients.
- 2 We put food in our (noses - mouths - lungs) then we chew it with our teeth.

B) Answer the following questions.

- 3 How do we chew food?

- 4 Where does the food go after chewing?

5 Unscramble the following words to make correct sentences.

- 1 food - with - We - chew - teeth - our - .

- 2 the small intestine - Food - from - moves - the stomach - to - .

- 3 removes - The - waste - large intestine - .

- 4 air - pulls - into - The diaphragm - lungs - our - .

- 5 plants - balcony - Put - your - in - green - .



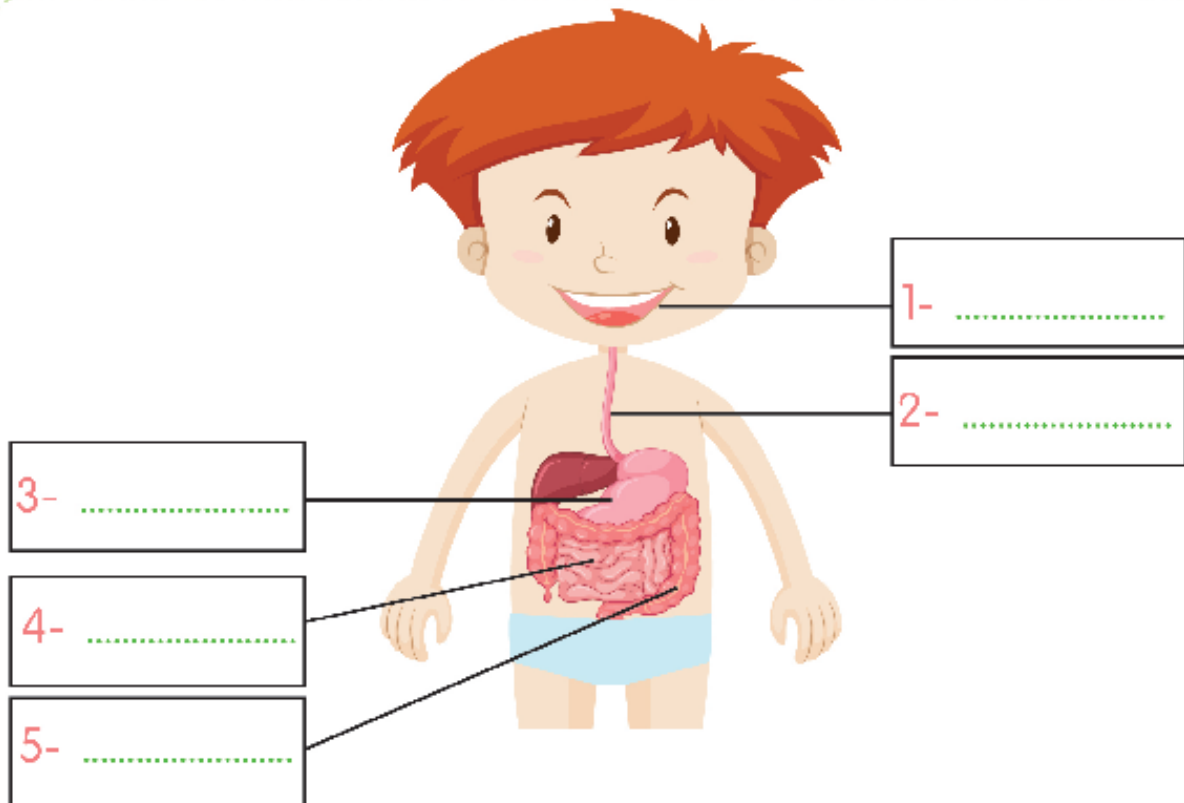
6 Circle the odd one out.

- | | | | |
|-----------|-------------|-------------|---------|
| 1 lungs | - pump | - diaphragm | - nose |
| 2 mouth | - esophagus | - stomach | - mix |
| 3 teeth | - mouth | - digest | - nose |
| 4 breathe | - mix | - eat | - teeth |



7 Look and complete with:

stomach - mouth - esophagus - small intestine - large intestine



Lesson
(3)

Language Focus

Conjunctions

and (و)

We use **and** to add two ideas together.

نستخدم (and) لربط فكرتين معًا.



I eat vegetables **and** I exercise.

but (لكن)

We use **but** to contrast two ideas.

نستخدم (but) لربط فكرتين متناقضتين.



I want to play football, **but** I hurt my leg.

Read and practice.



I practice basketball on Wednesday **and** I walk home from school every day.



I love playing video games, **but** I only play them on Saturday.

**Choose the correct word.**

- 1 I don't eat candy, (but - and - so) I like fruit.
- 2 He drinks cola, (and - but - so) he wants to drink more water.
- 3 She plays basketball (so - and - but) she plays football in the park.
- 4 Dad is a scientist (or - and - but) he likes looking at animals and plants.
- 5 It's a very interesting place, (because - but - and) it's very hot sometimes!
- 6 I love burgers, (and - or - but) I only eat one a week.
- 7 Fatima loves ice cream (but - and - so) chocolate.
- 8 My dad is Egyptian, (and - but - because) his dad is French.
- 9 Waleed speaks English, (but - and - so) he can't speak Chinese.
- 10 I eat fruits (and - but - so) I exercise.

AL-BAHER



Ask and answer.

Do you think you are healthy?

هل تعتقد أنك بصحة جيدة؟

Yes, I do.

نعم.

What healthy things do you do?

ما الأشياء الصحية التي تقوم بها؟

I eat fruit and vegetables.

أتناول الفاكهة والخضروات.

Who never drinks cola?

من الذي لا يشرب الكولا أبدًا؟

Dareen never drinks cola.

دارين لا تشرب الكولا أبدًا.

Who doesn't eat candy?

من الذي لا يأكل الحلوى؟

Judy doesn't eat candy.

جودي لا تأكل الحلوى.

 Listen and say.



First-aid kit
صندوق الإسعافات الأولية



burn
حرق



cough
يكح



pinch nose
تضغط الأنف



sprain
يلوي



nosebleed
نزيف الأنف



scrape
خدش



gloves
قفازات



band-aid
لاصق طبي

Health problems

مشكلات صحية

Note:

Sprain: to twist one of the body joints. يلوي

Listen and read.

How we can help Health Problems

① Your friend has a **burn** on his/her hand.



(✓) Hold the hand under cold water for
10 minutes.



② Your cousin cannot **breathe**.
He is **coughing**.



(✓) Hit him on the back with your hand
open.



③ Your brother **sprained** his foot.



(✓) Press a bag of ice on his foot.





Listen and read.



How can I help?

⇒ Someone falls over⁽¹⁾ and cuts⁽²⁾ their leg.

Be a kind friend.

1- Ask them to sit down.

2- Put on⁽³⁾ gloves.3- Wash⁽⁴⁾ the scrape with water and soap⁽⁵⁾.

4- Put on a band-aid.

5- The next day, wash the scrape with soap and water again. Redo the band-aid.



Nosebleed

⇒ Someone has a nosebleed⁽⁶⁾. Be a kind friend.

1) Ask him/her to sit down.

2) Put on gloves.

3) Hold their nose with a tissue.

4) Ask them to breathe through their mouth.

5) Continue pinching the nose⁽⁷⁾ for 5-10 minutes.

1. يقع

2. يجرح

3. أرتدي

4. أغسل

5. صابون

6. نزيف الأنف

7. ضغط الأنف



Think, ask and answer.

Why is it important to know about first aid?

لماذا من المهم معرفة الإسعافات الأولية؟

What is usually in a first aid kit?

ماذا يوجد عادة في صندوق الإسعافات الأولية؟

To help.

لكي تستطيع المساعدة.

There is band-aid, gloves and tissues.

يوجد لاصق طبي وقفازات ومناديل.



1 Listen and complete.

- 1 I don't eat candy, I like fruit.
- 2 She is
- 3 Your brother his foot.
- 4 Put on a

2 Read and match.

- | | |
|-----------------------|---------------------------|
| 1 I love burgers, but | a) nosebleed. |
| 2 She eats vegetables | b) I only eat one a week. |
| 3 Put on | c) and she exercises. |
| 4 She has a | d) a band-aid. |
- 1- () 2- () 3- () 4- ()

3 Choose the correct word.

- 1 I want to play football, (and - but - so) I hurt my leg.
- 2 He eats fruit (or - and - but) vegetables.
- 3 He (sprained - coughed - breathed) his foot.
- 4 Put (at - or - on) a band-aid if you fall over.
- 5 I practice basketball (so - and - but) I walk home.



4

Unscramble the following words to make correct sentences.

1

healthy - What - do - things - do - you - ?

2

eat - candy - I - I - fruit - , but - like - don't - .

3

eats - He - fish - rice - and - .

4

the - Hold - under - hand - water - cold - .



5

Look and write a sentence under each picture.



friend - burn



put - gloves



6

Circle the odd one out.

1

band-aid - gloves - soap - put on

2

but - burn - nosebleed - scrape

3

and - scrape - but - so

Lesson (4)

- Reading
- Pronunciation
- CLIL: Math

 Listen and read. What is a flapjack?

What is a flapjack?

Talia learns to love flapjacks!

Talia and Suzanne are good friends. Talia is Egyptian and Suzanne is British^[1]. Their parents are friends, too. They talk together a lot. They are sad when they say goodbye.

One day, Talia and her mom go to Suzanne's apartment^[2]. Talia is excited, but she is a bit worried^[3].

What is British food? Does it taste good? Suzanne says, 'Please have some tea, Talia. Would you like a flapjack^[4]? My mom and I made them.'

Suzanne has a plate in her hands. On the plate there are big, square cookies. Talia looks at the flapjacks.

Suzanne, I am very happy you made them for me, but what is a flapjack?' she asks.

Suzanne says, 'They are cookies. I make them with oats^[5], butter^[6], and honey^[7]. Try a little.' Talia's mom smiles, too. Talia tries a flapjack. It's delicious! 'I love it!' she says. 'How do you make them?' Suzanne says, 'It's very easy. Next time you visit us, we can make them together!' Talia says, 'What a great idea!'



1. بريطانية 2. شقة 3. قلقه 4. فطائر محلاة 5. دقيق الشوفان 6. زبدة 7. عسل

 Look, listen and read.

Suzanne's recipe for flapjacks

This is how Suzanne and her mom make flapjacks.

- Melt^[1] the butter, sugar, and honey in a large pan^[2] over low^[3] heat^[4].
- Add oats and salt and then stir^[5] well.
- Bake^[6] for 20 minutes^[7].
- When the flapjacks are cold, slice^[8] into small squares.



Ingredients

- 220g butter
- 150g brown sugar
- 150g honey
- 440g oats
- 10g salt

1. يذيب 2. طاسة 3. منخفض 4. حرارة 5. يقلب 6. يخبز 7. دقائق 8. يقطع شرائح



Pronunciation

Vowel Sounds

Short vowels



bag حقيبة



mom أم



mix خليط

Long vowels



cake كيك



nose أنف



rice أرز

Word Formation

The prefix "re-" means again.

البادئة "re" تعني مرة أخرى.



Listen and say.

- 1- He painted his house again. → He repainted his house.
- 2- She cleaned her bike again. → She recleaned her bike.
- 3- He made flapjacks again. → He remade flapjacks.
- 4- She did her homework again. → She redid her homework.



CLIL: Math

Comparing Large Digits/ Ascending order

① Reading large digits (قراءة الأعداد الكبيرة)

hundred millions								
ten millions			millions			hundred thousands		
ten thousands		thousands		hundreds		tens		ones
			5	4	4	4	3	2
		7	9	3	2	6	8	4
	8	3	1	6	3	7		1
9	7	6	4	2	1	3	5	7

- ① (544,432) five hundred, forty-four thousand and four hundred thirty-two.
- ② (7,932,684) seven million, nine hundred thirty-two thousand and six hundred eighty-four.
- ③ (83,163,791) eighty-three million, one hundred sixty-three thousand and seven hundred ninety-one.
- ④ (976,421,357) nine hundred seventy-six million, four hundred twenty-one thousand and three hundred fifty-seven.

② **Ascending order:** (الترتيب التصاعدي)

In ascending order, we order the numbers from the smallest to the greatest.

(في الترتيب التصاعدي، نرتب الأرقام من الأصغر إلى الأكبر)

* Arrange these numbers in ascending order.

e.g. (3, 8, 2, 1, 4)

The answer: (1 → 2 → 3 → 4 → 8)



Arrange these numbers in ascending order.

1 87,909 - 87,092 - 87,990

2 233,346 - 10,009 - 20,665

3 20,000 - 20,310 - 19,313

The numerical digits we use today 1, 2 and 3 are based on the Hindu-Arabic numerical system. This system was developed over 1000 years, ago.

الأرقام التي نستخدمها هذه الأيام (مثل ١ و ٢ و ٣) جاءت من نظام العد العربي الهندي، وهذا النظام تطور على مدار الألف عام الماضية.

1 Listen and complete the following dialogue.

Sara : do you feel, Dareen?

Dareen : I feel

Sara : Would you like some?

Dareen : Yes, please. It's

2 Look and complete the missing letters.



b_g



c_k_



m_m



n_se



m_x



r_c_

3 Unscramble the following words to make correct sentences.

1 do - you - How - flapjacks - make - ?

.....

2 recleaned - bike - She - her - .

.....

3 house - He - his - repainted - .

.....

4 Put the correct sign (>, < =).

- | | | | |
|---|-------------|----------------------|-------------|
| 1 | 655,534 | <input type="text"/> | 698,881 |
| 2 | 10,000,000 | <input type="text"/> | ten million |
| 3 | 100,000,000 | <input type="text"/> | 99,999,999 |

5 Read the passage then answer the questions.

Talia and Suzanne are good friends. Talia is Egyptian and Suzanne is British. Their parents are friends, too. They talk together a lot. They are sad when they say goodbye. Talia goes to Suzanne's apartment, Talia is excited. They have tea together.

A) Read and write (T) True or (F) False.

- | | | |
|---|-------------------------------------|-----|
| 1 | Suzanne is from Egypt. | () |
| 2 | They are sad when they say goodbye. | () |

B) Answer the following questions.

- 3 Where is Talia from?
-

- 4 Where are Talia and Suzanne?
-

6

Look and write a sentence under each picture.



They - friends



recleaned - car

7

Circle the odd one out.

1 redo - remake - cake - repaint

2 painted - cleaned - want - washed

3 nose - honey - butter - oats

4 cake - honey - rice - bag

AL-BAHER



Lessons (5 & 6)

- Food from Damietta Governorate
- Presentation

 Look and read.

Food from Damietta governorate

The land in **Damietta governorate**^[1] is rich in nutrients.

The farmers can grow rice, tomatoes, potatoes, wheat, lemons, grapes and guavas.

Fishermen^[2] catch thousands of fish in the sea. Cows, goats, and sheep live in Damietta governorate too. **Domiat cheese**^[3] is very famous.

About one and a half million people live in this part of Egypt. **Life**^[4] is good in Damietta!




1. محافظة دمياط

2. صيادو السمك

3. جبنة

4. الحياة



A research Minya



K

What I Know

Farmers in
Minya grow
sugarcane.

W

What I want to Know

other crops.

L

What I Learned

the
population.

Ask and answer.

Where is Minya?

أين تقع محافظة المنيا؟

It's in upper Egypt.

إنها في صعيد مصر.

What do farmers produce in Minya?

ماذا ينتج المزارعون في المنيا؟

They produce cotton and bananas.

إنهم ينتجون القطن والموز.

What food comes from Minya?

ما الطعام الذي يأتي من المنيا؟

Wheat and corn.

القمح والذرة.

Who lives there?

من يعيش هناك؟

About 5,8 million Egyptians.

حوالي ٥,٨ مليون مصري.

Your turn



Choose another governorate, search and write.

K

What I know

W

What I want to know

L

What I learned

Activities



1 Listen and complete with one word.

- 1 Damietta is famous for Domiati
- 2 There are goats, cows and
- 3 The grow tomatoes.
- 4 lives there?

2

Choose the correct word.

- 1 Where (is - are - were) Damietta?
- 2 Damietta is famous (in - at - for) Domiati cheese.
- 3 The farmers (grow - play - read) tomatoes and potatoes.
- 4 Goats, cows and sheep are (colors - animals - sports).

3

Unscramble the following words to make correct sentences.

- 1 upper - in - Minya - Egypt - is - .
.....
.....
- 2 in - grow - Farmers - Minya - sugarcane - .
.....
.....
- 3 farmers - What - do - produce - Minya - in - ?
.....
.....

4

Read the passage then answer the questions.

The land in Damietta governorate is rich in nutrients. The farmers can grow rice, tomatoes, potatoes, wheat, lemons, grapes, and guavas.

Fishermen catch thousands of fish in the sea. Cows, goats, and sheep live in Damietta governorate too. Domiati cheese is very famous.

About one and a half million people live in this part of Egypt. Life is good in Damietta!

A) Choose the correct answer.

- 1 The land in Damietta is rich in (cheese - nutrients - rain).
- 2 (Fisherman - Teachers - Doctors) catch thousands of fish in the sea.

B) Answer the following questions.

- 3 What do farmers produce in Damietta?

.....

- 4 How many people live in Damietta?

.....

5 Look and write a sentence under each picture.



Damietta - cheese

.....



Farmers - tomatoes

.....

6 Punctuate the following.

what is damietta famous for

.....

Review on Unit (1)

Foods & Drinks



chicken



grapes



milk



onions



rice



potatoes



bananas



mangoes



sugarcane



watermelon



stomach



mouth



esophagus



small intestine



large intestine



teeth



diaphragm



lungs



nose



pump



breathe in



breathe out



carbon dioxide



oxygen

Vocabulary

Vocabulary

I feel good

Phonics

Language & Math

Short vowels



bag



mom



mix

Long vowels



cake



nose



rice

Prefix "re-"

repaint

يعيد تلوين

reclean

يعيد تنظيف

remake

يعيد تصنيع

redo

يعيد عمل شيء

I eat vegetables **and** I exercise.

I don't eat candy, **but** I like fruit.

- **Ascending order** is to arrange the numbers from the smallest to the greatest.

Writing Corner

1

Look and write **FOUR** sentences.

teeth - esophagus - stomach - gastric juice

We chew food with our teeth, then the food goes down the esophagus to the stomach. The food mixes with the gastric juice. The food turns into a simpler form to get energy and nutrients.



2

Look and write **FOUR** sentences.

breathe - nose - diaphragm - lungs

We breathe through our nose. The diaphragm goes down and pulls air into our lungs. When the air arrives in our lungs, the oxygen goes into our blood. The heart pushes the blood around our body. Then the diaphragm moves up and pushes the air out of our body.



3

Look and write **FOUR** sentences.

fell off - wash - scrape - soap - put on

This boy fell off and cut his leg. He has a scrape. He should wash the scrape with water and soap. He should put on a band-aid. The next day he should wash the scrape again and redo the band-aid.



Activities on Unit (1)

1 Listen and complete the dialogue:

Sara : (1) can we have a healthy respiratory system?

Toka : Stay away from (2)

Sara : What else can I do?

Toka : (3) plenty of water.

Sara : What about the digestive system?

Toka : Eat (4) food.

2 Listen and complete with one word:

1 Farmers keep to get meat and eggs.

2 We chew food with our

3 I want to play football, I hurt my leg.

4 She her bike.

3 Read the passage then answer the questions.

We use our respiratory system when we breathe. We need oxygen in our bodies. We breathe in air through our nose. Our diaphragm goes down. It pulls air into our lungs. In the lungs, the oxygen from the air goes into our blood. Our heart pumps this blood around our body. The diaphragm goes up. It pushes air with carbon dioxide out of our lungs. We breathe out.

A) Choose the correct answer.

- 1 We use our respiratory system when we (eat - breathe - sleep).
- 2 The diaphragm pushes air with carbon dioxide out of (lungs - mouth - stomach).

B) Answer the following questions.

- 3 What do we need in our bodies?

- 4 What does our heart do?

4 Circle the odd one out.

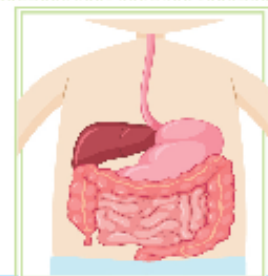
- | | | | | | | | |
|---|---------|---|---------|---|---------|---|-------------|
| 1 | butter | - | mom | - | cake | - | flapjack |
| 2 | repaint | - | redo | - | chicken | - | remake |
| 3 | nose | - | pump | - | lungs | - | diaphragm |
| 4 | milk | - | mangoes | - | bananas | - | watermelons |

5 Choose the correct word.

- 1 We have two (noses - lungs - mouths) in our bodies.
- 2 We wash a scrape (so - and - but) stick a band-aid.
- 3 My dad is Egyptian, (and - but - so) his dad is English.
- 4 To (sprain - cut - burn) is to twist one of the body joints.

6 Look and write FOUR sentences.

digestive system - digest - teeth - esophagus - energy



7 Read and match.

- | | |
|--------------------------|------------------------------|
| 1 Diaphragm is | a) and chocolate. |
| 2 Stay away | b) a muscle under the lungs. |
| 3 Fatima loves ice cream | c) homework and watched TV. |
| 4 She did her | d) from smoke. |

1- () 2- () 3- () 4- ()

8 Unscramble the following words to make correct sentences.

1 produce - tomatoes - We - potatoes - and - .

2 remade - He - flapjacks - mom - his - with - .

3 healthy - What - do - you - things - do - ?

4 loves - chocolate - Fatima - ice cream - and - .

9 Punctuate the following.

where is it

10 Copy the following.

★ Put green plants in your balcony.