



Into the countryside

Test on unit 7

في الريف

## Exercises on lesson 1

1. Look and match:

انظر ووصل:

① rainbow

a.



b.



② park

c.



d.



③ tree

e.



f.



④ flower

⑤ bench

2. Look and circle :

انظر وارسم دائرة:

①



②



③



④



bird

fly

river

No

bee

sky

driver

yes

3. Supply the missing letter :

أكمل الحرف الناقص

①



②



③



④



p \_ rk

tre \_

bi \_ d

p \_ ant



## 4. Listen and circle:

استمع وضع دائرة :

1 lemon



2 bee



3 grass



4 bench



## 5. Look, Read and answer:

انظروا اقرأ واجوب :

①



Is there a bee ?

.....

②



Is there a fish ?

.....

## 6. Look and complete:

انظروا اكمل :

There - ant - is - beautiful

①



There..... a tree.

③



There is an.....

②



The flower is.....

④



.....is a bird in the sky.



## 1. Look and match:

انظر ووصل:

1 see

2 in

3 on

4 fish



## 2. Look and circle :

انظر وارسم دائرة:



ice

liquid

cold

water

gas

steam

solid

hot

## 3. look and complete:

انظر واكمل:

gas - solid - liquid

①



The steam is.....

②







The water is.....





## 4. Look ,unscramble and write

افكر واحد ترتيب الحروف واكتب :

① 	② 	③ 	④ 
arc	arst	mar	arj
.....	.....	.....	.....

## 5. Supply the missing letter :

أكمل الحرف الناقص

① 	② 	③ 	④ 
f _ rm	gar _ en	sto _ y	sp _ rt

## 6. Read and tick ✓ or X:

افكر وضع علامة (صح) أو (خطأ) :

- ① I can see boats.
- ② The waves are high.
- ③ The sun is going down.
- ④ Very cold water is ice.



( )



( )



( )



( )

## 7. Copy the following:

انسخ التالي :

There is a garden in the house.

---



---









## Exercises on lessons 5&6



### 1. Supply the missing letter :

أكمل الحرف الناقص

① 	② 	③ 	④ 
wa _ e	l _ w	wa _ er	I _ e

### 2. Listen and circle the odd sound:

استمع وضع دائرة حول الصوت المختلف :

- |         |        |       |        |
|---------|--------|-------|--------|
| ① park  | car    | trash | arm    |
| ② forty | shorts | horse | flower |
| ③ sky   | garden | farm  | jar    |
| ④ star  | art    | cat   | farm   |

### 3. Write the word:

اكتب ما تدل عليه الصورة :

① 	② 	③ 

### 4. Copy the following.

انسج التالي :

You must protect our environment

\_\_\_\_\_

This is a beautiful park.

\_\_\_\_\_



## 5. Listen and circle:

استمع وضع دائرة :

1- I pick a flower.



2- There is a river.



3- Don't throw trash.



## 6. Look and complete:

انظر واكمل :

trash - trees - pick

①



Don't.....the flowers

②



put the .....in the trash can

## 7. Read and tick / or X:

انظر وضع علامة ( صح ) أو ( خطأ ) :

① I throw trash in the river.



( )

② I pick flowers.



( )

③ I recycle.



( )

④ I plant trees.



( )



## Test on unit 7

### 1. Supply the missing letter :

أكمل الحرف الناقص

① 	② 	③ 	④ 
ho _ se	p _ rk	c _ rn	ar _

### 2. Look ,unscramble and write

انظر واحد ترتيب الحروف واكتب :

① 	② 	③ 	④ 
uidliq	erriv	ortsp	sga
.....	.....	.....	.....

### 3. Look and match:

انظر ووصل :

1 trash

2 lemon

3 grass

4 forty







## 4. Listen and circle:

استمع وضع دائرة :

1 boat



2 yellow





3 ice



## 5. Look and circle :

انظر وارسم دائرة :



pick

flower

plant

gas

walk


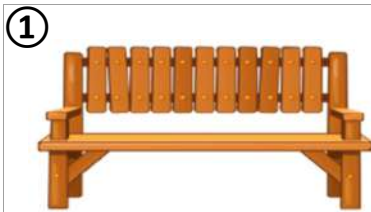
trash

planet

water

## 6. Write the word:

اكتب ما تدل عليه الصورة :



## 7. Copy the following.

انسج التالي :

Don't pick flowers.

The waves are high.



# A trip to the store





# Unit 8

# رحلة إلى المتجر

## Exercises on lesson 1&2

### 1. Supply the missing letter :

أكمل الحرف الناقص

① 	② 	③ 	④ 
boo _ s	p _ ns	sciss _ rs	calcula _ ors

### 2. Look ,unscramble and write

انظر واحد ترتيب الحروف واكتب:

① 	② 	③ 	④ 
vene le	tythir	ntyseve	sityx
.....	.....	.....	.....

### 3. Look and match:

انظر ووصل:

1 calculator

2 bag

3 ruler

4 pencil





## 4. Listen and circle:

استمع وضع دائرة :

1 lemon



2 oranges

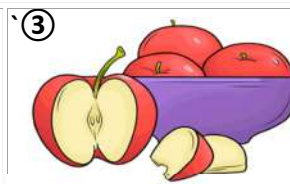



3 figs



## 5. Look and circle :

انظر وارسم دائرة :



maps

bananas

figs

store

nuts


oranges

apples

forty

## 6. Write the word:

اكتب ما تدل عليه الصورة :



## 7. Copy the following.

انسخ التالي :

Are there any apples ?

No, there aren't.





## Lessons 3&4

### 1. Listen and circle:

استمع وضع دائرة :

① That's thirty-five pounds.

35



40

② That's eighteen pounds.

18



③ That's twenty-nine pounds.



29

### 2. Read and answer:

اقرأ وأجب :

①



Are there any chairs?

②



How many are there?

③



Are there any children?

④



How many are there?

⑤



Are there any bags?

⑥



How many are there?



## 3. Look and match:

انظر ووصل:

1 cactus

2 flower

3 skirt

4 yellow



## 4. Look and circle :

انظر وارسم دائرة:

①




②



③



④



pants

cap

jacket

hair

skirt

shoes

hat

pants

## 5. Listen and circle:

استمع وضع دائرة:


①

skirt



②

shoes



③

pants



④

jacket





## Lessons 5&6&7

1. Look and match:

انظر ووصل:

① sweets



② house



③ oranges

④ toys

2. Look and circle :

انظر وارسم دائرة :

① 	② 	③ 	④ 
plus	book	bill	jacket
minus	coin	plant	pound

3. Listen and circle:

استمع وضع دائرة :

① skirt



② shoes



③ plant



④ food







## 4. Write the word:

اكتب ما تدل عليه الصورة:

① 	② 	③ 

## 5. Supply the missing letter :



أكمل الحرف الناقص

① 	② 	③ 	④ 
t _ y	co _ n	oi _	Mo _ ey

## 6. Look and complete:

انظروا واكمل:

oil - soil - boy

① 	② 
There is a coin in the.....	The .....has a toy.

## 7. Copy the following.

انسج التالي :

Money is useful.

---



---

We use money to but things.

---







---




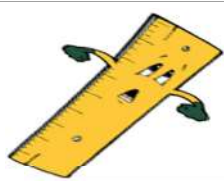


## 1. Supply the missing letter:

أكمل الحرف الناقص

① 	② 	③ 	④ 
pla _ tic	pa _ er	me _ al	_ lass

## 2. Look , unscramble and write

انظر واحد ترتيب الحروف واكتب:

① 	② 	③ 	④ 
okbo	errul	bga	cna
.....	.....	.....	.....

## 3. Look and match:

انظر ووصل:

1 pot

2 window

3 glue

4 sharpener






## 4. Listen and circle:

استمع وضع دائرة :

① coins



② bills




③ twenty



## 5. Look and circle :

انظر وارسم دائرة :



metal

plastic




plastic

metal



glass

plastic



paper

glass

## 6. Supply the missing letter:

أكمل الحرف الناقص



c \_ \_ n



t \_ \_



\_ \_ l



b \_ \_

## 7. Write the word:

اكتب ما تدل عليه الصورة :







## 8. Look , unscramble and write

انظر واعد ترتيب الحروف واكتب:

① 	② 	③ 	④ 
ndpou	tyfor	georan	etsswe
.....	.....	.....	.....

## 9. Look and match:

انظر ووصل:

- ① lemon
- ② numbers
- ③ flowers
- ④ nuts



## 10. Read and answer:

اقرأ وأجب:



Are there any books?

.....



How many pounds are there?

.....

## 11. Copy the following.

انسخ التالي :

Are there any lemons?

---



---



# On the farm





# Unit 9

# في المزرعة

## Exercises on lesson 1&2





1. Supply the missing letter :

أكمل الحرف الناقص

① 	② 	③ 	④ 
c _ w	don _ ey	h _ n	du _ _

2. Look ,unscramble and write

انظر واحد ترتيب الحروف واكتب:

① 	② 	③ 	④ 
shfi	atgo	sehor	epshe
.....	.....	.....	.....

3. Look and match:

انظر ووصل:

① one hundred

② thirteen

③ seventy-three

④ sixty





## 4. Listen and circle:

استمع وضع دائرة :

① ten



② twenty-five



③ eighty



## 5. Look and circle :

انظر وارسم دائرة :

①	②	③	④
Moo	Quack	Baa	fish
Baa	Moo	Quack	farm

## 6. Write the word:

اكتب ما تدل عليه الصورة :

①	②	③

## 7. Copy the following.

انسخ التالي :

There is a cow on the farm.

---



---

Where are the animals?

---



---





# Lessons 3&4



## 1. Listen and circle:

استمع وضع دائرة :

- 1 There is a cow.
- 2 There are donkeys.
- 3 There is a goat.

35




29

## 2. Read and answer:

اقرأ وأجب :

①



Are there any donkeys?

②



Are there any sheep?

③



Are there any fish?

④



Are there any goats?

⑤



Are there any birds?

⑥



Are there any hens?



## 3. Look and match:

انظر ووصل:

1 bird

2 cow

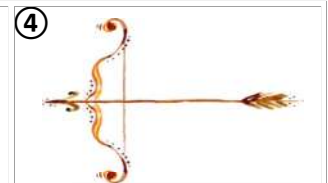

3 sheep

4 boat



## 4. Look and circle :

انظر وارسم دائرة:



yellow

goat

coat

stone

goat

goal

nose

arrow

## 5. Listen and circle:


استمع وضع دائرة:

1 window

2 rainbow

3 snow

4 rose





## Lessons 5&6&7

1. Look and match:

انظر ووصل:

① milk

② eggs





③ wool

④ hen



2. Look and circle :

انظر وارسم دائرة :

① 	② 	③ 	④ 
fish	goat	bird	hen
cow	cat	sheep	home

3. Listen and circle:

استمع وضع دائرة :

① water

② shelter

③ space

④ food







## 4. Write the word:

اكتب ما تدل عليه الصورة:

①



②



③



## 5. Supply the missing letter :

أكمل الحرف الناقص

①



\_ ater

②



f \_ \_ d

③



she\_ te\_

④



s \_ a \_ e

## 6. Look and complete:

انظروا واكمل:

wool - eggs - boy

①



It gives us.....

②



It gives us .....

## 7. Copy the following.

انسج التالي :

Animals need food.

---



---

Goat gives us meat.

---







---



## 1. Supply the missing letter:

أكمل الحرف الناقص

① 	② 	③ 	④ 
c _ _ t	rai _ b _ w	_ t _ ne	wi _ do _

## 2. Look , unscramble and write

انظر واحد ترتيب الحروف واكتب:

① 	② 	③ 	④ 
atme	tershel	seno	owarr
.....	.....	.....	.....

## 3. Look and match:


انظر ووصل:

1 eggs

2 donkey

3 water

4 thirty-seven





## 4. Listen and circle:

استمع وضع دائرة :

① snow



② twenty-five






③ horse



## 5. Look and circle :

انظر وارسم دائرة :



goat

duck

shelter

eggs

cow


horse

fish

wool

## 6. Write the word:

اكتب ما تدل عليه الصورة :



## 7. Copy the following.

انسج التالي :

The animals are at the farm.





A sheep gives you meat and wool.









## 1. Supply the missing letter:

أكمل الحرف الناقص

① 	② 	③ 	④ 
_ o _ e	r _ in _ ow	_ oa _	a _ r _ w

## 2. Look , unscramble and write


انظر واعد ترتيب الحروف واكتب:

① 	② 	③ 	④ 
rmfa	eymon	rnco	owc
.....	.....	.....	.....

## 3. Look and match:

انظر ووصل:

- 1 goat
- 2 one hundred
- 3 donkey
- 4 pencils





## 4. Listen and circle:

استمع وضع دائرة :

① rose



40

② nose

25



③ goal



20

## 5. Look and circle :

انظر وارسم دائرة :



55



pencil

horse

fifty-five

soil

ruler


donkey

forty-five

oil

## 6. Write the word:

اكتب ما تدل عليه الصورة :



## 7. Copy the following.

انسج التالي :

There is a banana.

---



---

Are there any cows on the farm?

---



---



It's home time





Unit 10

وقت المنزل

Lessons 1





1. Supply the missing letter:

أكمل الحرف الناقص

① 	② 	③ 	④ 
h _ u _ e	T _	b _ droo _	ki _ che _

2. Look ,unscramble and write

انظر واحد ترتيب الحروف واكتب:

① 	② 	③ 	④ 
cpiture	hcous	ucompter	dbe
.....	.....	.....	.....

3. Look and match:

انظر ووصل:

- ① armchair
- ② couch
- ③ computer
- ④ living room







## 4. Listen and circle:

استمع وضع دائرة :

① kitchen



② big



③ books



## 5. Look, read and tick (✓) :

انظر , اقرأ وضع علامة (✓) :



It is a computer. ( )

It is a bed. ( )

It is an armchair. ( )

It is a cupboard. ( )



There are some toys. ( )

I have a bed. ( )

There are some books. ( )

I have a computer. ( )

## 6. Copy the following.

انسج التالي :

This is my bedroom.

---



---



---



# Lessons 2&3&4



## 1. Listen and circle:

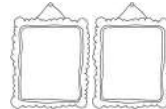
استمع وضع دائرة :

1 Oasis

35



2 city



3 family



## 2. Look and match:

انظر ووصل :

1 people



2 apartment



3 desert

4 garden

## 3. Look , unscramble and write

انظر واعد ترتيب الحروف واكتب :

1



antpl

.....

2



sahpse

.....

3



dlna

.....

4







apyl

.....



## 4. Look and circle :

انظر وارسم دائرة :

① 	② 	③ 	④ 
say	ice	mail	fake
may	face	tail	cake

## 5. Listen and circle:

استمع وضع دائرة :

① grapes



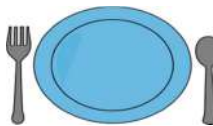
② toy



③ train



④ plate



## 6. Look and complete:

انظروا اكمل :

tail - toy - play

①



This is my .....

②



I.....with my friends.





## Lessons 5 & 6

### 1. Look and circle :

انظر وارسم دائرة :

① 	② 	③ 	④ 
help	push	give	poor
share	shout	push	door

### 2. Listen and circle:

استمع وضع دائرة :

① She helps with the door



② She shouts.



③ He shares his book.



④ He pushes his friend.



### 3. Look and complete:

انظروا اكمل :

drink - pushes - helps



He.....his friend.







She gives her friend a .....







## 1. Supply the missing letter:

أكمل الحرف الناقص

① 	② 	③ 	④ 
__ _ ain	_ a _ e	t _ i _	s _ e

## 2. Look , unscramble and write

انظر واحد ترتيب الحروف واكتب:

① 	② 	③ 	④ 
chcou	ramairch	dbe	tercompu
.....	.....	.....	.....

## 3. Look and match:

انظر ووصل:

1 grapes

2 face

3 cake

4 play





## 4. Listen and circle:

استمع وضع دائرة :

① say



② cupboard



③ TV



## 5. Look and circle :

انظر وارسم دائرة :

①



picture

face

②



tail

wardrobe

③



help

play

④



say

give

## 6. Write the word:

اكتب ما تدل عليه الصورة :

①



②



③



## 7. Copy the following.

انسج التالي :

I help my family.

---



---

She helps with the bag.

---



---







## At the toy store





## Unit 11

## في متجر ألعاب الأطفال

## Lessons 1&amp;2


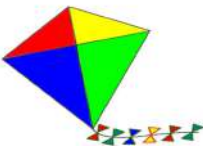


## 1. Supply the missing letter:

أكمل الحرف الناقص

① 	② 	③ 	④ 
sh _ r _	t _ l _	s _ al _	b _ g

## 2. Look ,unscramble and write

انظر واحد ترتيب الحروف واكتب:

① 	② 	③ 	④ 
otrob	teki	lido	orest
.....	.....	.....	.....

## 3. Look and match:


انظر ووصل:

① balloon

② bear

③ robot

④ yellow






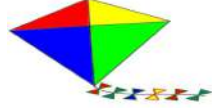
## 4. Listen and circle:

استمع وضع دائرة :

① red



② big



③ small




## 5. Look, read and tick (✓) :

انظر , اقرأ وضع علامة (✓) :

①



②




You are happy. ( )

It's fat. ( )

You are big. ( )

It's tall. ( )

③



④



This is a robot. ( )

There are five dolls. ( )

This is a dog. ( )

There are four dolls. ( )

## 6. Copy the following.

انسخ التالي :

How many dolls are there?

---



---



---



## Lessons 3&4



### 1. Listen and circle:

- 1 five
- 2 write
- 3 nine




استمع وضع دائرة :

### 2. Look and match:





انظر ووصل :

- 1 time
- 2 line
- 3 pie
- 4 fries



### 3. Look , unscramble and write

انظر واعد ترتيب الحروف واكتب :





① 	② 	③ 	④ 
yfl	syk	pni	fgi
.....	.....	.....	.....





## 4. Look and circle :

انظر وارسم دائرة :

① 	② 	③ 	④ 
chips	ten	chicken	big
children	win	kitchen	dig

## 5. Listen and circle:

استمع وضع دائرة :

① children			
② sad			
③ fine			
④ happy			

## 6. Look and complete:

انظر واكمل :

sad - angry - fine

①



He is .....

②



He is.....



## Lessons 5&6

### 1. Look and circle :

افظر وارسم دائرة :

① 	② 	③ 	④ 
tablet	computer	keyboard	computer
Camera	cell phone	mouse	internet

### 2. Listen and circle:

استمع وضع دائرة :

- ① Camera
- ② video game
- ③ computer
- ④ mouse



### 5. Look, read and tick (✓) :





افظر , اقرأ وضع علامة (✓) :

① 	② 
It is a cell phone. ( )	It's a computer. ( )
It is a mouse. ( )	It's a camera. ( )






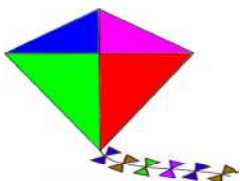
## 1. Supply the missing letter:

أكمل الحرف الناقص

① 	② 	③ 	④ 
l _ ne	f _ y	p _ e	ti _ e

## 2. Look, unscramble and write

انظر واحد ترتيب الحروف واكتب:

① 	② 	③ 	④ 
gbi	vefi	botro	teki
.....	.....	.....	.....

## 3. Look and match:


انظر ووصل:

1 fries

2 doll

3 write

4 computer



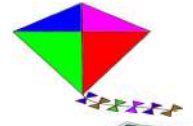





## 4. Listen and circle:

استمع وضع دائرة :

① kite



② camera





③ tall



## 5. Look and circle :

انظر وارسم دائرة :



short

sky

angry

tablet

tall

fly

happy

cell phone

## 6. Write the word:

اكتب ما تدل عليه الصورة :



## 7. Copy the following.

انسخ التالي :

That's a short, yellow robot.

---



---

How do you feel?

---



---



Go straight on





Unit 12

امشي بشكل مستقيم

Lessons 1&amp;2





1. Supply the missing letter:

أكمل الحرف الناقص

① 	② 	③ 	④ 
d _ i _ e	t _ x _	pla _ e	wal _

2. Look ,unscramble and write

انظر واحد ترتيب الحروف واكتب:

① 	② 	③ 	④ 
clebicy	eta	adre	rkpa
.....	.....	.....	.....

3. Look and match:

انظر ووصل:

- ① take a taxi
- ② drive a car
- ③ ride a bike
- ④ go straight





## 4. Listen and circle:

استمع وضع دائرة :

- 1 beach
- 2 school
- 3 restaurant



## 5. Look and circle :

انظر وارسم دائرة :

①		②		③		④	
	take		run		home		bike
	drive		walk		school		car

## 5. Look and complete:

انظروا اكمل :

Takes - reads - walks

①



Mom.....home.

②



She.....a taxi.

## 6. Copy the following.

انسخ التالي :

There's a park next to the restaurant.

---



---





# Lessons 3&4



1. Listen and circle:

استمع وضع دائرة:

1 books

2 beach

3 store



2. Look and match:

انظر ووصل:

1 swim

2 buy


3 eat

4 read



3. Look , unscramble and write

انظر واعد ترتيب الحروف واكتب:



eummus

rkpa

indbeh

orest

.....

.....

.....

.....



## 4. Look and circle:

انظر وارسم دائرة:

① 	② 	③ 	④ 
beach	farm	museum	school
Nile	park	school	library

## 5. Listen and circle:

استمع وضع دائرة:

① next to			
② in front to			
③ behind			
④ on			

## 6. Look and complete:

انظر واكمل:

books - next - in front

①



My school is.....of the park.

②



I can borrow.....at a library.



## Lessons 5&6

### 1. Look and circle:

انظر وارسم دائرة :

① 	② 	③ 	④ 
lights	right	night	eight
right	night	right	night

### 2. Listen and circle:



استمع وضع دائرة :

- ① traffic lights
- ② firefighter
- ③ right
- ④ night



### 3. Look, read and tick (✓) :

انظر , اقرأ وضع علامة (✓) :





① 	② 
Turn right. ( )	Go straight. ( )
Go straight. ( )	Turn left. ( )









## 1. Supply the missing letter:

أكمل الحرف الناقص

① 	② 	③ 	④ 
bi _ e	c _ r	ta _ i	wal _

## 2. Look, unscramble and write

انظر واحد ترتيب الحروف واكتب:

① 	② 	③ 	④ 
s _ raigh _	_ igh _	_ ef _	_ igh _
.....	.....	.....	.....

## 3. Look and match:

انظر ووصل:

1 museum

2 city

3 restaurant

4 plane

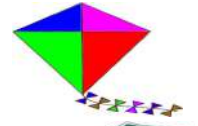




## 4. Listen and circle:

استمع وضع دائرة :

① beach



② library



③ plane



## 5. Look and circle :

انظر وارسم دائرة :



car

night

farm

store

taxi

morning

park

school

## 6. Look and complete:

انظروا اكمل :

next to - behind - walks



There's a school.....the store.



She.....home.

## 7. Copy the following.

انسخ التالي :

Our mom drives the car.

---







---







## 1. Supply the missing letter:

أكمل الحرف الناقص

① 	② 	③ 	④ 
be _ ro _ m	_ itche _	_ lay	_ rai _

## 2. Look , unscramble and write



انظر واعد ترتيب الحروف واكتب:

① 	② 	③ 	④ 
ppyha	lta	botro	ortsh
.....	.....	.....	.....

## 3. Look and match:

انظر ووصل:

- 1 sky
- 2 fries
- 3 kite
- 4 grapes







## 4. Listen and circle:

استمع وضع دائرة :

① pie



② bear




③ park



## 5. Look and circle :

انظر وارسم دائرة :



walk

talk



drive

ride



taxi

bike




store

library

## 6. Write the word:

اكتب ما تدل عليه الصورة :



## 7. Copy the following.

انسج التالي :

I have a wardrobe in my bedroom.

Where can you read books?