



Conversation Time

Unit 7



colour لون



ماللون

What colour... ?

nice لطيف

like

يحب



blue أزرق



favourite مفضل



Exercise

Unscramble



bule

.....

cloruo

.....



erd

.....

afavourite

.....



nice

.....

like

.....



المحادثة (حفظ)

What colour is it ?

ماللون ؟

It's blue. Blue is my favourite colour!

إنه الأزرق. الأزرق لوني المفضل.

Blue is nice, but I like red.

الأزرق لطيف ولكني أحب الأحمر.



Exercise

1. listen and complete:

Rodina : Whatis it ?

Heba : It's red. Red is my colour.

2. Look and write a sentence:



.....



.....



Word Time

Unit 7



shoes حذاء



socks شراب



skirt جيبه



jeans بنطلون جينز



shirt قميص



shorts شورت

Look at the pictures and unscramble the words :



kisrt

.....



njeas

.....



hsitr

.....



hsrots

.....



Practice Time

Unit 7

(These)

جمع قريب

(Those)

جمع بعيد



are

=

They are

للسؤال

What are these? ماهؤلاء للجمع القريب؟

what are those? ما أولئك للجمع البعيد؟



What are these?

They are yellow flowers.



what are those?

Those are green trees.

إحفظ الاغنية دي

للمفرد يامستر

This is قريب

That is بعيد

للجمع يامستر

These are للقريب

Those are للبعيد

Exercise

Choose the correct answer:

1. What are (this - these - that) ?
2. They (is - are - am) yellow shorts.
3. (What - When - Who) are those ?
4. (This - That - Those) are shoes.
5. (They - It - It's) are skirts.



لاحظ السؤال والإجابة :

What are these ?

They're socks.



What are those ?

They're skirts.



What are those ?

They're shorts.

Exercise

1. Listen and number the pictures :



2. Listen and fill in the gaps :

Adel : What are..... ?

Nader : They..... shirts.

3. Read and match A with B :

A

B

1. They
2. It is
3. What colour is it ?
4. Blue is my favourite

- a. a book.
- b. It is black.
- c. 're shoes.
- d. colour.
- e. socks.

4. Look at the pictures and unscramble



oscks

.....



hsorts

.....



ejans

.....



ikrst

.....

5. Look and write a sentence



.....



.....

6. Copy the following sentences :

1. Those are green trees.

.....

2. It's a skirt.

.....



Phonics Time

Unit 1

قارب



boat

جليد



snow

منزل



home

شباك



window

هاتف



phone

مفتاح



key

مطر



rain

صابون



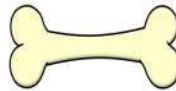
soap

طريق



road

عظمه



bone

نغمة



tone

ليل



night

معطف



coat

يركب



ride

ضفدع



toad

مفكره



note

حبل



rope

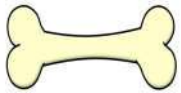
بحيره



lake

E xercise

1. Look at the pictures and unscramble the words:



oneb

.....



inwdow

.....



obat

.....



Spao

.....

2. Listen and fill in the gaps:

Adel : What are..... ?

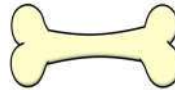
Nader : They..... shirts.

3. Choose the correct answer:

1. What are (this - these - that) ?
2. They (is - are - am) yellow shorts.
3. (What - When - Who) are those ?
4. (This - That - Those) are shoes.
5. (They - It - It's) are skirts.

E xercise

1. Listen and number the pictures:



2. Listen and fill in the gaps :

Maher : What are..... ?

Ali : These..... shorts.

3. Read and match (A) with (B) :

1. These

2 What

3. Look at all

4 I like

a. are those ?

b. with her mother.

c. are my socks.

d. the clothes,

e. blue.



4. Look and write a sentence



.....



.....

5. Punctuate the following

what's this

.....

6. Copy the following

1. These are my socks.

.....

2. It's a boat.


.....

Test on



UNIT 7

1. Listen and number the pictures:



2. Listen and fill in the gaps :

Mona : What is..... ?

Noha : It..... my book.

3. Read and match A with B:

- | | |
|----------------|----------------------|
| 1. It | a. favourite colour. |
| 2. What colour | b. is red. |
| 3. Black is my | c. are my skirts. |
| 4. These | d. is it ? |
| | e. clothing store. |

4. Choose the correct answer

- What colour (are - is - am) it ?
- These are my (shirt - skirt - shoes).
- He is riding a (coat - soap - bike).
- Those (am - are - was) red bags.
- Brown (are - is - am) my favourite colour.

5. Look at the pictures and unscramble



ohme

.....



neto

.....



kirst

.....



oatc

.....

6. Look and write a sentence



.....



.....

7. Punctuate the following sentence:

it's Soap

.....

8. Copy the following sentences

1. This is my house.

.....

2. It is my book.

.....



Conversation Time

Unit 8

فوضى



mess

صحيح



right

ينظف



clean up

بالضبط



o'clock

حسنًا



Okay

نعم



Yeah

مقشہ



broom

فصل



class

Look at the pictures and unscramble



leanc up

.....



orbom

.....



lcass

.....



smes

.....

المحادثة (حفظ)



Oh, no! What a mess!

اه , لا! يا لها من فوضى!

Yeah, you're right

نعم , أنت علي صواب.

Let's clean up.

هيا بنا ننظف.

Okay. Let's get the broom.

حسننا هيا نحضر المقشه.



What time is it ?

It's two o'clock.



What time is it ?

It is three o'clock.

E xercise

1.Listen and number the pictures :



2.Listen and fill in the gaps:

Aly : Let's..... up.

Ahmed : Okay. Let's get the.....

3.Read and match A with B:

A

B

1. What

a. mess !

2.It

b. clean up.

3. What a

c.okay.

4.Let's

d. 's two o'clock.

e. is the time ?

4. Look at the pictures and unscramble



leanc

.....



uble

.....



rboomclass

.....



esms

.....

5. Look and write a sentence



.....



.....

6. punctuate the following sentence :

what a mess

.....

7. Copy the following sentences :

1. Let's get the broom.

.....

2. It's right.

.....

Word Time Unit 8

حاسب الي

رف

دولاب



computer



shelf



cupboard

منضدة

كرسي

طاولة كتابه



table

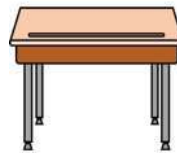


chair



desk

Look at the pictures and unscramble



sdek

.....



elfsh

.....



omcpuert

.....



ucpbaord

.....



Practice Time

Unit 8

أين للجمع ؟

Where are +



They are
under
in
on
next to

أين للمفرد ؟

Where is +



It's
under
in
on
next to


للإجابة

E



Where is the ball ?

It's in the box.



Where are the cats ?

They're under the table.

Exercise



1. Listen and number the pictures :



2. Listen and fill in the gaps:

A: What time.....it ?

B :It'so'clock.

3. Read and match A with B:

- | | |
|-----------------|-----------------------|
| 1. The cupboard | a. re right. |
| 2. Yeah, you | b. the cars ? |
| 3. The cats are | c. is in the bedroom. |
| 4. Where are | d. the car ? |
| | e. under the table. |

4. Look at the pictures and unscramble:



hcair

.....



hslef

.....



udner

.....



ni

.....

5. Look and write a sentence



.....



.....

6. Copy the following sentences :

1. The mouse is in the cup.

.....

2. It's a chair.

.....



Phonics Time

Unit 8

فنجان



cup

غراء



glue

نغمة



tune

بذرة



seed

يوني



June

يجري



run

صحيح



true

مزمارة



flute

بحر



sea

جميل



cute

شمس



sun

أنبوبة



tube

آلة العود



lute

ضيق



tight

كوم رمال



dune

Exercise



1. Listen and number the pictures :



2. Listen and fill in the gaps:

A : Where..... the books ?

B : They are..... the shelf.

3. Read and match A with B :

A

B

1. It's

a. is mine.

2. They are under

b. true.

3. The basket is next

c. to the desk

4. Where


d. the bed.

e. is the kite ?

4. Look and write a sentence



.....



.....

5. Punctuate the following

this pen is mine

.....

6. Copy the following sentences:

1. They are on the shelf.

.....

2. It's a lute.

.....

Exercise



1. Listen and number the pictures :



2. Listen and fill in the gaps :

Reem : Where..... the books ?

Soha : They' reto the desk.

3. Read and match A with B :

- | A | B |
|--------------|---------------------|
| 1. I like | a. in the cupboard. |
| 2. It's next | b. is it ? |
| 3. What time | c. to the computer. |
| 4. It's | d. apples. |
| | e. she ? |

Test on



UNIT 8

1. Listen and number the pictures:



2. Listen and fill in the gaps :

Adel : Oh, no!a mess!

Ali : Yeah, you're right.

Adel : Let'sup.

3. Read and match A with B :

- | A | B |
|----------------|-----------------------|
| 1. Where | a. It's on the desk. |
| 2. Today is | b. Monday. |
| 3. The cars | c. is the cup ? |
| 4. The kite is | d. are in the street. |
| | e. in the cupboard . |

4. Choose the correct answer :

- Where (is - are - am) the books ?
- They are (in - on - next) to the box.
- oh, no! What a (right - mess - dune)

4. Let's get the (flute - lute - broom) to clean up.

5. (Where - What - When) 's my dog ?
It's in the car.

5. Look at the pictures and unscramble



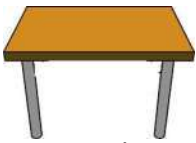
uetl

.....



utne

.....



atble

.....



pcuboard

.....

6. Look and write a sentence



.....



.....

7. Punctuate the following sentence :
let's clean up

.....

8. Copy the following sentences :

1. It's true.

.....



Conversation Time

Unit 9

يسرع



hurry

متأخر



late



wrong

من فضلك



please

يقرر




decide

بني



brown



المحادثة (حفظ)

Uh-oh.

أه-أوه

What's wrong ?

ما المشكلة؟

We're late. Please hurry!

نحن متأخرون. من فضلك أسرع

Oh..I can't decide. أوه..... لا أستطيع أن أقرر.

What colour is it? It's brown.

ما اللون ؟ إنه بني

Exercise



1. Listen and fill in the gaps :

Noha : What's.....

Mona : We're late. Please.....

2. Read and match A with B :

A

B

1. What's

a. late.

2. We're

b. decide.

3. Oh..I . can't

c. wrong ?

4. What colour is it?

d. It's brown.

e. Please hurry!

3. Look and write a sentence



.....



.....



Word Time

Unit 9

حلوي

عصير

ماء



candy



juice



water

فشار

شيبسي

ايس كريم



popcorn



chips



ice cream

Look at the pictures and unscramble



awert

.....



oprocnp

.....



ispch

.....



ujcie

.....



Practice Time

Unit 9

يملك للجمع

يملك - عنده - لديه

I
We
You
They

have

لا يملك للجمع

لا يملك - ليس عنده - ليس لديه

I
We
You
They

don't have

E

ترجم يا جميل

I have a present

I don't have a present.

We have chips.

We don't have chips.

Choose the correct answer:

- I (doesn't - do - don't) have candy.
- We (has - have - do) juice.
- (They - She - He) have a nice cat.
- I don't (has - have - got) a sister.
- Aly and Ahmed (have - has - is) ice cream.

ركز في الجمل عشان هتترجم

You have popcorn.



You don't have chips.



You have ice cream.

You don't have candy.



We have juice.

We don't have water.



They have candy.

They don't have popcorn.

Exercise



1. Listen and number the pictures :



2. Listen and fill in the gaps :

A : Where's the.....?

B : Its..... to the chips.

A : Thank you.

3. Read and match A with B :

A

B

1. Let's get

a. chips.

2. I like

b. the broom.

3. They

c. you have presents ?

4. Do

d. doesn't have water.

e. don't have candy.

4. Look at the pictures and unscramble



hipcs

.....



oporcnp

.....



lecan pu

.....



hacir

.....

5. Look and write a sentence



.....



.....

6. Punctuate the following sentence :

do you like chips

.....



Phonics Time

Unit 9

قبعة



cap

رجل



man

حزين



sad

نملة



ant

ظهر



back

طاسة



pan

خريطة



map

لعبة



game

ألم



pain

عكاز



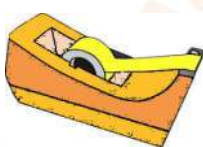
cane

يخبز



bake

شريط لاصق



tape

يوم




day

حنفية



tap

قطار



train

صنع



made

مايو



may

Exercise



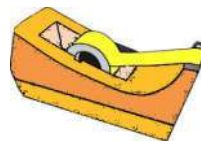
Look at the pictures and unscramble the words :



nat



anp



atpe

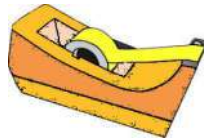


abck

Exercise



1. Listen and number the pictures :



2. Listen and fill in the gaps:

yasmeen: Where's the candy ?

Mona :It's.....the table.

Yasmeen: Do you like juice ?

Mona : No,I don't.I..... popcorn

3. Read and match A with B :

A

1. We're walking

2. You speak

3. Those are

4. She

B

a. English very well.

b. shoes.

c. you doing ?

d. is my sister.

e. to school.

4. Look at the pictures and unscramble



das



nceae




agme



abker

5. Look and write a sentence



6. Copy the following sentences :

1. It is an ice cream.

2. I'm walking to school.

General Exercise



1. Listen and number the pictures :



2. Listen and fill in the gaps :

Reem : What colour.....it ?

Soha : It's.....

3. Read and match A with B :

A

1. What's
2. Where
3. I have
4. We 're late, please

B

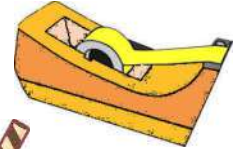
- a. wrong ?
- b. thank you.
- c. hurry.
- d. 's the candy ?
- e. chips.

Test on



UNIT 9

1. Listen and number the pictures



2 Listen and fill in the gaps :

Rodina: Uh-oh!

Rogia : What's.....?

Rodina : We re late. Please hurry!

Rogia : Oh. I can't.....

3. Read and match A with B :

A

1. We
2. They have
3. What
4. Is

B

- a. candy.
- b. 's wrong ?
- c. it water ?
- d. can't decide.
- e. she ?

4. choose the correct answer :

1. What's (right - wrong - hurry) ?
2. I like to eat (water - juice - chips).
3. We (doesn't - don't - do) have juice.

4. (She - He - They) have chips.

5. She (have - is - are) sad.

5. Look at the pictures and unscramble




ady

.....



cisph

.....



tarin

.....



apc

.....

6. Look and write a sentence



.....



.....

7. Punctuate the following sentence:

what do you have

.....

8. Copy the following sentences:

1. We don't have juice.

.....

2. It's a train.

.....



Conversation Time

Unit 10

mine

ملكي

That's okay.

لا عليك

live

يعيش

sorry

أسف

Hey!

هاي!

Oops

أوبس

unscramble

rosry

.....

inme


.....

irgl

.....

ilve

.....



المحادثة (حفظ)

Hey! That's mine.

هاي! إنها ملكي.

No, it isn't. It's mine

لا، إنها ملكي أنا.

Oops! Sorry.

أوبس! أسف

That's okay.

حسنًا لا عليك

Exercise



1. Listen and fill in the gaps:

Ahmed ; Oops!.....

Aly : That's.....

2. Read and match A with B :

A

B

1. Hey! That's

a. it is.

2. Oops!

b. mine.

3. That

c.'s okay.

4. No,

d. Sorry.

e. it isn't.

3. Look at the pictures and unscramble



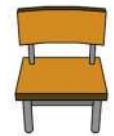
rsory



acp

.....

.....



hcair



ijuice

.....

.....

4. Look and write a sentence



.....



.....

5. Punctuate the following sentence

it's mine

.....



Word Time

Unit 10

ألم في المعدة

طفح جلدي

إحتقان في الحلق



stomach ache



rash



sore throat

برد

كحه

حمي



cold



cough

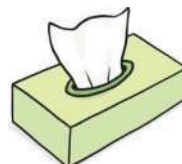


fever

مناديل

حار - ساخن

يحتاج



tissues



hot



need

Look at the pictures and unscramble the words :



orse htorat

.....



srah

.....



Practice Time

Unit 10

يملك للمفرد

يملك - عنده - لديه

He
She
It
أي اسم مفرد

has

لا يملك للمفرد

لا يملك - ليس عنده - ليس لديه

He
She
It
أي اسم مفرد

doesn't have

He **has** a present.

He **doesn't have** a present.

E

Choose the correct answer :

1. He..... a present.

(have - has - don't have)

2. She..... a rash.

(doesn't have - have - don't have)

3. has a fever.

(She - They - You)

4. He..... have a sore throat.

(don't - doesn't - aren't)

5. Amira..... a stomach ache.

(don't have - have - has)

ركز في الجمل عشان هتترجم



He has a stomach ache.

He **doesn't have** a cold.



She has a cold.

She **doesn't have** a stomach ache.



She has a rash.

She **doesn't have** a sore throat.



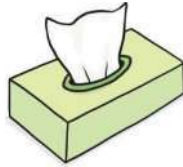
He has a sore throat.

He **doesn't have** a rash.

Exercise



1. Listen and number the pictures



2. Listen and fill in the gaps:

Ahmed : Wherethe chips ?

Samir :It's nextthe popcorn.

3. Read and match A with B :

A

B

1. He

a. is it ?

2. What colour

b. don t have chips.

3. I don't

c. has a rash.

4. We

d. have a stomach ache.

e. brown.

4. Look at the pictures and unscramble



ocugh

.....



lcod

.....



fveer

.....



shra

.....

5. Look and write a sentence



.....



.....

6. Copy the following sentences :

1. I don't have juice.

.....

2. She doesn't have a present.

.....



Phonics Time

Unit 16

Short e /e/

خيمة



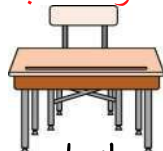
tent

قلم جاف



pen

طاولة للكتابة



desk

لمبة



led

شبكة عنكبوت



web

شبكة



net

سرير



bed

طائرة نفاثة



jet

حبة فول



bean

ورقة شجر



leaf

عجل البحر



seal


Long e /i:/

نظيف - مرتب



neat

سبحه - عقد



bead

يقرأ



read

عربة جيب



jeep

يأكل



eat

Exercise



1. Listen and number the pictures :



2. Listen and fill in the gaps :

A : Does he..... a cold ?

B : No, he..... a stomach ache.

3. Read and match A with B

A

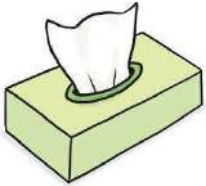
B

- A seal a. have a sore throat.
- She b. it isn't.
- She doesn't c. is a man.
- No, d. has a fever.
- e. is an animal.

Exercise



1. Listen and number the pictures:



2. Listen and fill in the gaps :

Reem : Where do.....live?

Soha :I live..... Giza.

3. Read and match A with B :

- | A | B |
|--------------------|----------------------|
| 1. Do you | a. a cold. |
| 2. He doesn't have | b. favourite colour. |
| 3. Red is my | c. live ? |
| 4. It's | d. need tissues ? |
| | e. mine. |

Test on



UNIT 10

1. Listen and number the pictures :



2. Listen and fill in the gaps :

A : Oops!.....

B : That's.....

3. Read and match B with A :

- | A | B |
|----------------|------------------------|
| 1. She doesn't | a. in Luxor. |
| 2. I live | b. have a rash. |
| 3. What colour | c. a sore throat. |
| 4. The boy | d. is eating an apple. |
| | e. are they ? |

4. Choose the correct answer:

- Red is my (good - favourite - nice) colour.
- He (have - don't have - doesn't have) a fever.
- Amira (has - have - don't have) a rash.
- I like to eat (pen - meat - leaf).
- He doesn't (have - is - has) a cold.

5. Look at the pictures and unscramble



rgreen

.....



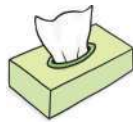
aet

.....



enp

.....



tissuse

.....

6. Look and write a sentence



.....



.....

7. Punctuate the following sentence:

where do you live

.....

8. Copy the following sentence :

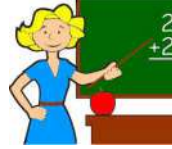
1. She has a sore throat.

.....

2. It's a big tent.

.....

Conversation Time Unit



Miss أستاذة



see يري



bathroom حمام



clean up ينظف

of course بالطبع

mess فوضي

thanks شكراً

use يستخدم

Look at the pictures and unscramble the words :



sems

.....



thbrooam

.....



ese

.....



isMs

.....

المحادثة (حفظ)



Miss Sarah, may I use the bathroom ?

أستاذة سارة، ممكن أستخدم الحمام ؟

Of course.

بالطبع

Where is it ?

أين هو ؟

It's over there.

إنه هناك

I see it. Thanks.

أنا أراه . شكراً.

Listen and fill in the gaps:

Maha. may I.....your pencil.

Of

Exercise



1. Listen and number the picture:



2. Listen and fill in the gaps :

Ahmed : Where.....it ?

Karum : It's..... there .

3. Read and match A with B :

A

B

1. What

a. there.

2. It's over

b. use the bathroom ?

3. May I

c. Yes, it is.

4 . I

d. 'm short.

e. are these ?

4. Look at the pictures and unscramble



uns

.....



obok

.....



nthaks

.....



ablte

.....

5. Punctuate the following sentence :

it's over there

.....

6. Copy the following sentence :

1. I see it.

.....

2. Let's clean up.

.....

Word Time Unit

شريط لاصق



tape

غراء



glue

مقص



scissors

دهان




paint

أقلام تلوين



crayons

ورقة



paper

Look at the pictures and unscramble the words :



csissors

.....



apte

.....



lgue

.....



apint

.....



Practice Time

Unit

هل يمتلك للمفرد

Does + he / she + have

وللإجابة

1. Yes, + he + does.
she

2. No, + he + doesn't
she

E

Does he have a watch ?

Yes, he does.



Does she have paint ?

No, she doesn't. She has a camera.



Does she have glue ?

Yes, she does.



Exercise



1. Listen and number the pictures :



2. Listen and fill in the gaps :

Magdy: Does he.....crayons ?

Ali : No, he.....He has paint.

3. Read and match A with B :

A

B

1. No,
2. Does he
3. These are
4. She

- a. she does.
- b. crayons.
- c. have scissors ?
- d. he doesn't.
- e. has tape.

4. Look at the pictures and unscramble:



aprep

.....



luge

.....



aitnp

.....



peta

.....

5. Punctuate the following sentence :

he doesn't have a paper

.....

6. Copy the following sentences :

1. These are my crayons.

.....

2. They're birds

.....

Phonics Time Unit

سلة



bin

مريض



sick

ستة

6

six

دبوس



pin

يجلس



sit

أضاء



lit

زعنفة



fin

يملا



fill

لائق بدنياً



fit

صندوق الأدوات



kit

يلعق



lick

ضوضاء



din

دراجة



bike

ناضج



ripe

يمين



right

يختبئ



hide

بخير



fine

يتخاف



fight

ضوء



light

النيل



Nile

شجرة الصنوبر



pine

Exercise



1. Read and match A with B :

- | | |
|---------|----------------------------|
| A | B |
| 1. Does | a. he doesn't have a kite. |
| 2. No, | b. have a bin. |
| 3. He | c. doesn't have a pin. |
| 4. I | d. he have a bike ? |
| | e. number six. |

2. Look at the pictures and unscramble



ighlt



ist



ikbe



tif

3. Look and write a sentence:



Test on



UNIT 11

1. Listen and number the picture:



2. Listen and fill in the gaps :

H : Miss sarah,I use the bathroom ?

M : Of

3. Read and match A with B :

A

B

- | | |
|--------------|--------------------|
| 1. I see | a. has paint. |
| 2. It's | b. over there . |
| 3. He | c- Pens |
| 4. These are | d. have scissors ? |
| | e. it. |

4. Choose the correct answer :

- I fly my (bin - kite - pin) in the sky.
- He uses (tape - scissors - glue) to cut.
- Does (Ahmed - they - you) have a kite ?
- (Yes - They - No), he doesn't.
- My sister..... paper

(have - don't have - doesn't have)

5. Look at the pictures and unscramble:




csissors

.....



lgu

.....



apper

.....



cikl

.....

6. Look and write a sentence



.....



.....

7. Punctuate the following sentence:

does she have a pin

.....

8. Copy the following sentences :

1. They see birds.

.....

2. That's okay.

Conversation Time Unit 12



pass

يمرر

help

يساعد

Yourself

نفسك




cake

كيك

thanks

شكراً



chocolate cake

كيك شيكولاته

Look at the pictures and unscramble:




ckae

.....



asps

.....



ochclteao

.....



llab

.....

المحادثة (حفظ)



Pass the cake, please.

مرر الكيك , من فضلك .

Which one ?

أي واحدة ؟

The chocolate cake.

كيك الشيكولاته .

Here. Help yourself.

تفضل .ساعد نفسك .

Thanks.

شكراً

Listen and fill in the gaps :

A : Pass the cake, please.

B ;..... one ?

A : The.....cake.

Exercise



1.Listen and number the picture:



2 Listen and fill in the gaps:

A : Do you like.....cake ?

B : No,Idon't.I like.....

3.Read and match A with B :

A

B

1. Pass

a. Thanks.

2. She likes

b. yourself .

3. Which


c. the cake, please.

4. Here. Help

d. one ?

e. chocolate cake.

4. Look and write a sentence



5. Punctuate the following sentence :

do you like chocolate cake

6. Copy the following sentences :

1. The bird is flying in the sky.

2. I don't like chocolate cake.

Word Time Unit 12

دجاج



chicken

جبنة



cheese

سلطة



salad

خبز



bread

أرز



rice

فاكهة



fruit

Look at the pictures and unscramble the words :




lsald



heeces



hcicken



redab



Practice Time

Unit 12

يحب للمفرد

(He / She / It) likes



She likes chicken.

هي تحب الدجاج



She likes bread.

هي تحب الخبز

لا يحب للمفرد

(He / She / It) doesn't like



He doesn't like salad. هو لا يحب السلطة




He doesn't like bread. هو لا يحب الخبز

Exercise



1. Listen and number the pictures:



2. Listen and fill in the gaps :

A : Does he like.....?

B : No, he.....

3. Read and match A with B :

A

B

1. That's

a. bread.

2. He likes

b. mine.

3. She doesn't

c. like cheese.

4. It

d. old are you ?

e. likes rice.

4. look at the pictures and unscramble:



crie

.....



rifut

.....



hiekeen

.....



alasd

.....

5. Look and write a sentence:



.....



.....

6. Punctuate the following sentence:

i don't like cheese

.....

Phonics Time Unit 12

يقفز علي قدم واحدة



hop

إناء



pot

ضفدع



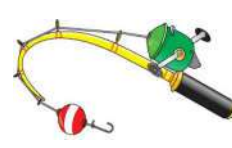
frog

كوخ



cot

صنارة



rod

لا



not

عسكري



cop

كوز ذرة



cob

طفل رضيع



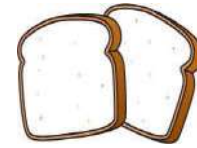
tot

حبل



rope

خبز محمص



toast

جليد



snow

ساعة حائط



clock

يبكي بشدة



sob

كوع



elbow

روب



coat

معطف



robe

يتمني



hope

Exercise



1. Listen and fill in the gaps:

A: What's your favourite.....?

B: The..... cake.

2. Read and match A with B:

A

B

1. What's

a. is red.

2. I

b. like bread.

3. The sock

c. frogs.

4. She doesn't like

d. this ?

e. is it ?

3. Look at the pictures and unscramble



agot

.....



pore

.....



oastt

.....



ofrg

.....

4. punctuate the following sentence

it's a green frog

.....

Test on



UNIT 12

1. Listen and number the pictures :



2. Listen and fill in the gaps :

A : Pass the cake, please.

B :one ?

A : The chocolate cake.

B : Here.....yourself.

3. Read and match A with B :

A

B

1. She likes

a. like bread ?

2. Do you

b. these ?

3. What are

c. he does.

4. No,

d. fruit.

e. she doesn't.

4. Choose the correct answer:

1. I like to eat (sock - goat - chicken).


2. She doesn't (liked - liking - like) salad.

3. (They - You - Amir) likes chicken.

4. (Pass - Help - Hop) the cake, please.

5. (What - Which - Who) one do you want?

5. Look and unscramble the words:



rbead

.....



ohp

.....



ufirt

.....



ocks

.....

6. Look and write a sentence :



.....



.....

7. Punctuate the following sentence:

he doesn't like burger

.....

8. Copy the following sentences :

1. Please, pass the chicken.

.....

2. He doesn't like salad.

.....

Exercise



1. Read and match (A) with (B) :

A

1. These

2. What

3. Look at all

4. I like

B

a. are those ?

b. with her mother.

c. are my socks.

d. the clothes,

e. blue.

2. Read and match A with B:

A

1. What

2. It

3. What a

4. Let's

B

a. mess !

b. clean up.

c. okay.

d. 's two o'clock.

e. is the time ?

3. Read and match A with B :

A

1. What's

2. We're

3. Oh..I . can't

4. What colour is it?

B

a. late.

b. decide.

c. wrong ?

d. It's brown.

e. Please hurry!